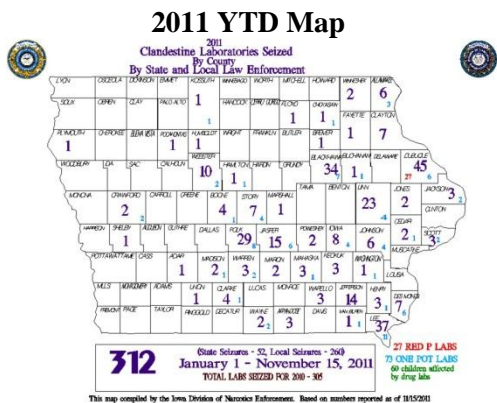


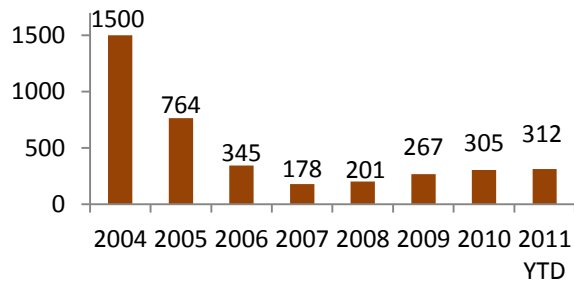
Iowa Drug Trends

➔ Meth lab incidents in Iowa have dropped dramatically since their peak in 2004, but have risen in each of the past three years.

Meth Lab Incident Responses (Iowa DPS-CYs):

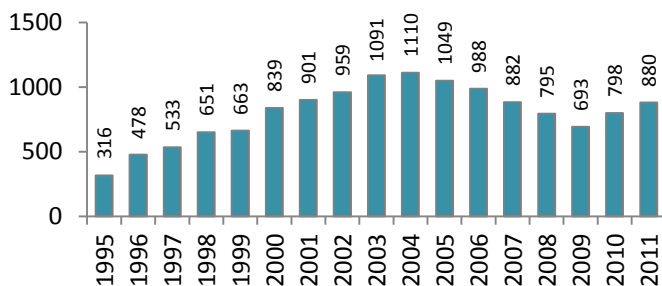


Yearly Totals

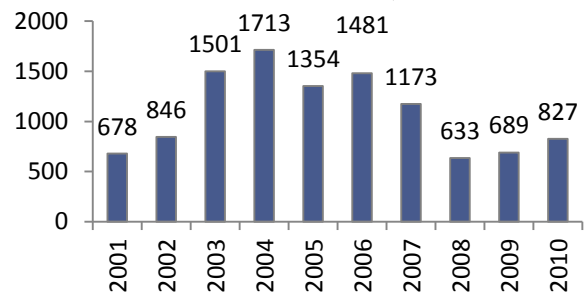


➔ The resurgence in meth lab incidents coincides with a rise in drug-related prison admissions, meth treatment admissions, and child abuse cases involving meth.

New Drug-Related Prison Admissions (Iowa DHR, CJJP-FYs)



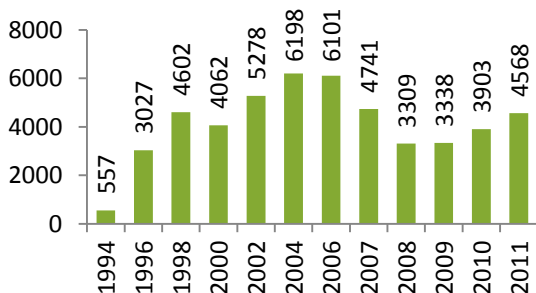
Presence of an Illegal Drug in Child's Body (Confirmed Child Abuse Cases, Iowa DHS-CYs)



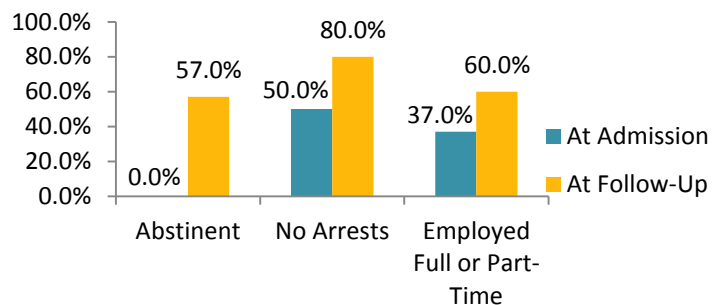
➔ Iowa still has the 10th highest number of meth treatment admissions and the 11th highest rate of meth treatment admissions in the nation (2009 TEDS).

➔ There are 45% more treatment admissions that occur via the criminal justice system in counties that are covered by drug task forces than those that are not.

Iowa "Primary" Meth Treatment Adult Clients Admissions (SFY)



Percent of Iowa Treatment Clients Abstinent and with No Arrests, 6 Months after Treatment (OMS 2011)

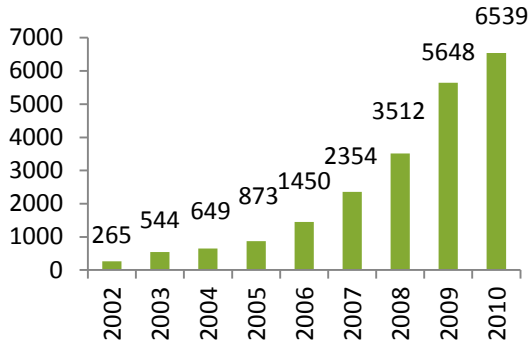


➔ The past five Iowa Youth Surveys show steady drops in alcohol and tobacco use among 6th, 8th & 11th grade students. However, other illegal drug use is rising or maintaining at a rate that is concerning.

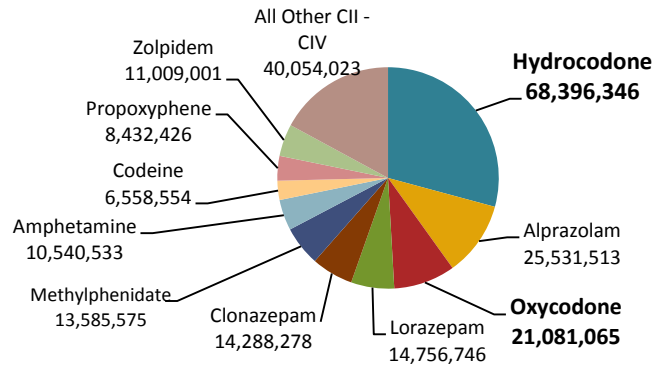
➔ Seven percent of Iowa 11th graders report prescription or over-the-counter drug abuse in the past 30 days. (IYS 2010)

→ Calls to the Statewide Poison Control Center to identify Hydrocodone and Oxycodone pills have increased **2,368%** since 2002.

Hydrocodone and Oxycodone ID Calls from Iowans (Iowa SPCC-CYs)

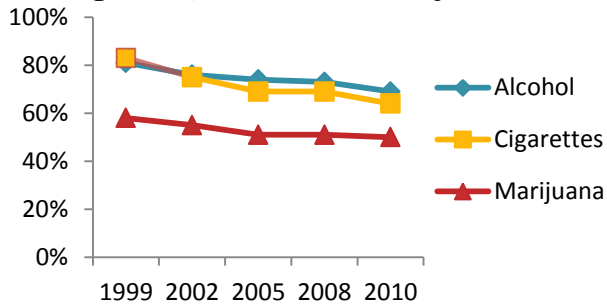


Doses of Controlled Substances Prescribed To Iowans in CY 2010 (IBPE)

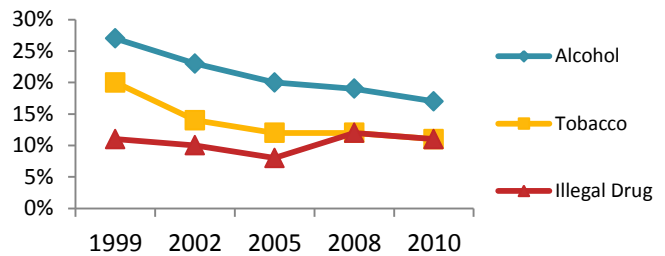


→ Medicines account for 5 of the top 10 substances involved in poisonings in Iowa. Pain medicine is #1.

Iowa Youth Who Perceive Easy Access to Cigarettes, Alcohol, and Marijuana (IYS)

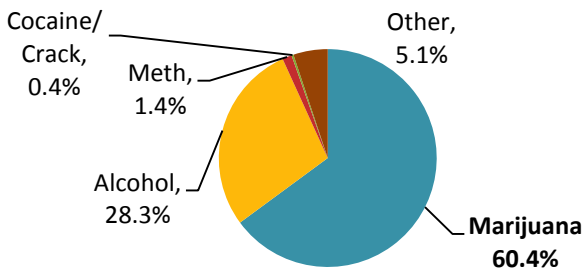


Iowa Youth Surveys (RISE, IYS-CYs) "Current" Use (Past 30 days)

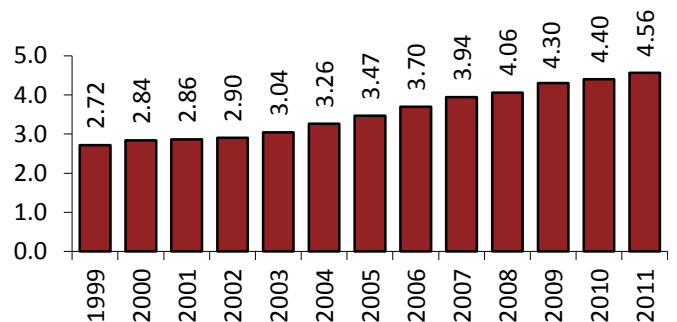


→ **11,250** Iowa youth and adults seeking treatment, cited marijuana as their primary substance of abuse (Iowa DPH, SFY 2010).

Primary Substance of Abuse for Juvenile Treatment Clients (DPH SFY 2011)



Distilled Spirits Sales in Gallons (Millions), SFY 1999 – 2011 (ABD)



→ **Alcohol** is the substance most abused by Iowans... **55.2%** of clients screened/admitted to treatment (Iowa DPH, SFY2011).

→ During the 12 month period of SFY2010, the average adult Iowan consumed 2.14 gallons of distilled spirits, 1.86 gallons of wine, and 37.2 gallons of beer (ABD, SFY2010).