

A d d e n d u m

Iowa Department of Transportation
Office of Contracts

Date of Letting: December 20, 2011
Date of Addendum: December 2, 2011

B.O.	Proposal ID	Proposal Work Type	County	Project Number	Addendum
007	37-0042-038	BRIDGE NEW - PPCB	GREENE	HDP-004-2(38)--71-37	20DEC007.A01

Notice: Only the bid proposal holders receive this addendum and responsibility for notifying any potential subcontractors or suppliers remains with the proposal holder.

Make the following changes to the ESTIMATING PROPOSAL:

Replace PROPOSAL DETAILS, Page 2 with the attached PROPOSAL DETAILS, Page 2.

Add attached PROPOSAL SCHEDULE OF PRICES, Page 16 to the PROPOSAL SCHEDULE OF PRICES.

Re-number Page 16, PROPOSAL ADDENDUM INFORMATION to Page 17, PROPOSAL ADDENDUM INFORMATION

Note: These proposal pages were attached for A + B Railroad Flaggers.

Make the following change to the PROPOSAL SCHEDULE OF PRICES:

Change Line No. 0210 2408-7800000 STRUCTURAL STEEL from 41,382.000 LB to 75,074.000 LB.

If the quantity is not changed on the proposal form, the bid amount will be extended using the unit price times the correct quantity as shown here.

Make the following change to the PLAN:

Sheet Number 2, Estimate Reference Information for Item No's 5 Thru 20:

Replace:

Includes cost of bearings.

With:

Includes cost of neoprene bearing pads.

Sheet Number 2, Estimate Reference Information for Item No 21:

Replace:

Includes all costs associated with furnishing and installing, PPC beam diaphragms and tube deck drains. As noted and detailed in these plans.

With:

Includes all costs associated with furnishing and installing, PPC beam diaphragms, tube deck drains and pintle plates. As noted and detailed in these plans.

Sheet Numbers 36-39:

Replace plan sheet numbers 36-39 with the attached plan sheet numbers 36-39.

Sheet Number C.03, Item Code 2502-8215806, add the following note:

Subdrain, Tile, 6" is for the reconnection or relocation of existing tile lines that are encountered within the limits of the pond grading located on sheet R.01. Materials and labor necessary to reconnect the new tile at both ends to the existing tile line is incidental to this item. The exact location of the tile line is unknown and the quantity is estimated for bidding purposes.

PROPOSAL DETAILS

Page: 2

Proposal ID No.:	37-0042-038	Bid Order No.:	007
Primary Work Type:	BRIDGE NEW - PPCB	Letting Date:	December 20, 2011 10:00 A.M.

Site Number	Contract Period/ Site Description	Liquidated Damages
-------------	--------------------------------------	--------------------

CONTRACT	SPECIFIED START DATE: 03/05/12	140 WORKING DAYS	\$ 1,500.00
01 **	TIME BID SITE A + B RAILROAD FLAGGERS	## CALENDAR DAYS	\$ 1,000.00

** This is a COST PLUS TIME contract (A + B). See 'Section: BID TIME' in the PROPOSAL SCHEDULE OF PRICES to bid the CALENDAR DAYS for this Site.

=====

PROPOSAL NOTES

PROPOSAL SCHEDULE OF PRICES

Page: 16

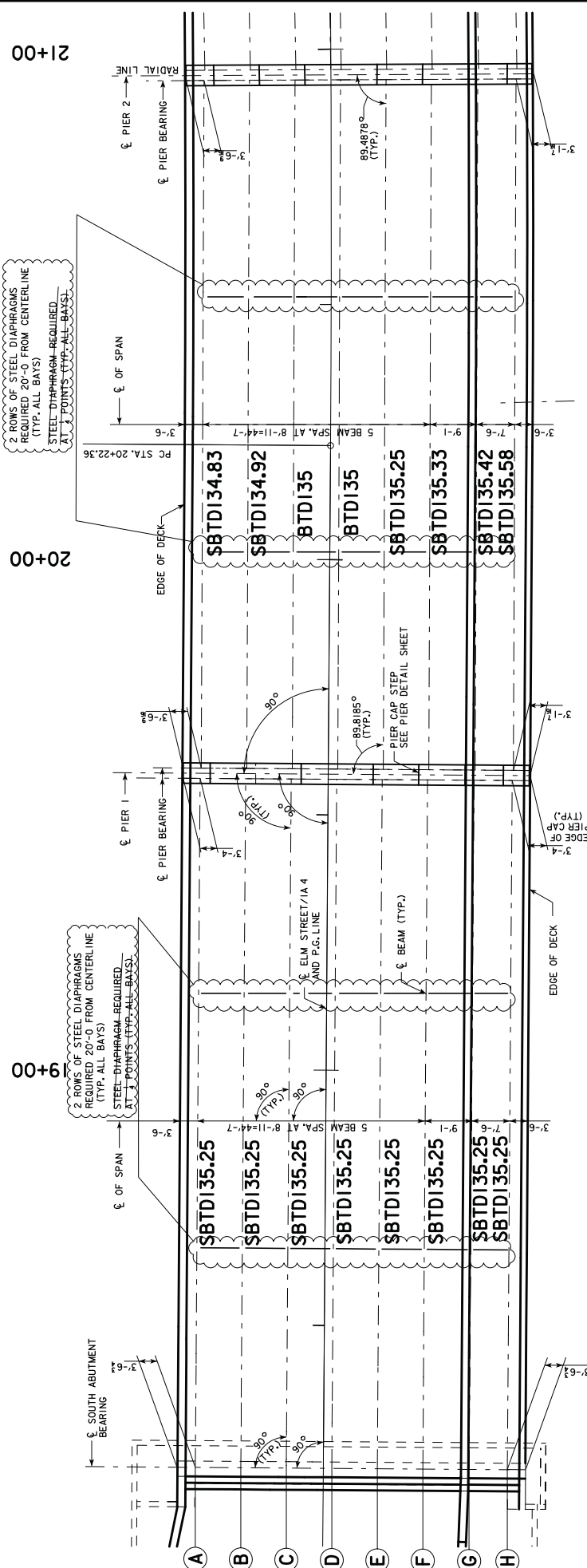
Proposal ID No.: 37-0042-038
 Primary Work Type: BRIDGE NEW - PPCB
 Primary County: GREENE

Bid Order No.: 007
 Letting Date: December 20, 2011
 10:00 A.M.

UNIT BIDS MUST BE TYPED OR SHOWN IN INK OR THE BID WILL BE REJECTED.

Line No	Item Number Item Description	Item Quantity and Unit	Unit Price Dollars Cts	Bid Amount Dollars Cts
Section: BID TIME COST PLUS TIME SITES		NUMBER OF CALENDAR DAYS BID	ROAD USER COST PER CALENDAR DAY	TOTAL AMOUNT OF TIME BID (B)
SITE 01	A + B RAILROAD FLAGGERS	_____ .0	1,000.00	_____ .00
	TIME TOTAL (B)			.
	TOTAL BID (A + B)			.

19+00



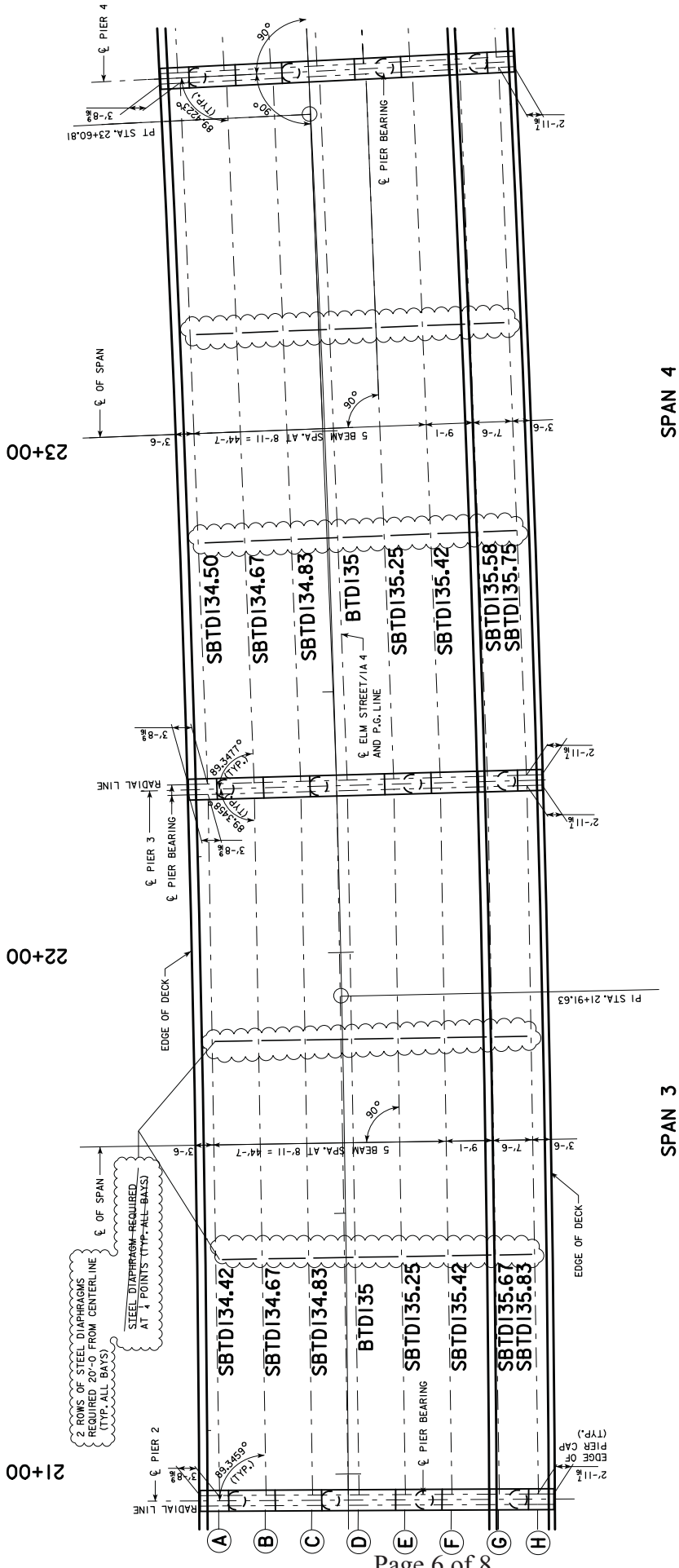
2 ROWS OF STEEL DIAPHRAGMS
REQUIRED 20'-0" FROM CENTERLINE
(TYP. ALL BAYS)
STEEL DIAPHRAGM REQUIRED
AT ALL POINTS (EVE ALL BAYS)

2 ROWS OF STEEL DIAPHRAGMS
REQUIRED 20'-0" FROM CENTERLINE
(TYP. ALL BAYS)
STEEL DIAPHRAGM REQUIRED
AT ALL POINTS (EVE ALL BAYS)

11-23-2011 REVISED STEEL DIAPHRAGMS, NUMBER OF ROWS & LOCATION

DESIGN FOR VARIABLE SKEW
**1094'-0" X 54'-0" PRETENSIONED
 PRESTRESSED CONCRETE BEAM BRIDGE
 WITH 10'-0" SIDEWALK**
 136'-0" END SPANS 137'-0" INTERIOR SPAN
BEAMS SPAN 1 & 2
 STA. 23+69.00 SEPTEMBER, 2011
 GREENE COUNTY
 IOWA DEPARTMENT OF TRANSPORTATION - HIGHWAY DIVISION
 DESIGN SHEET NO. 35 OF 66 FILE NO. 30366 DESIGN NO. III

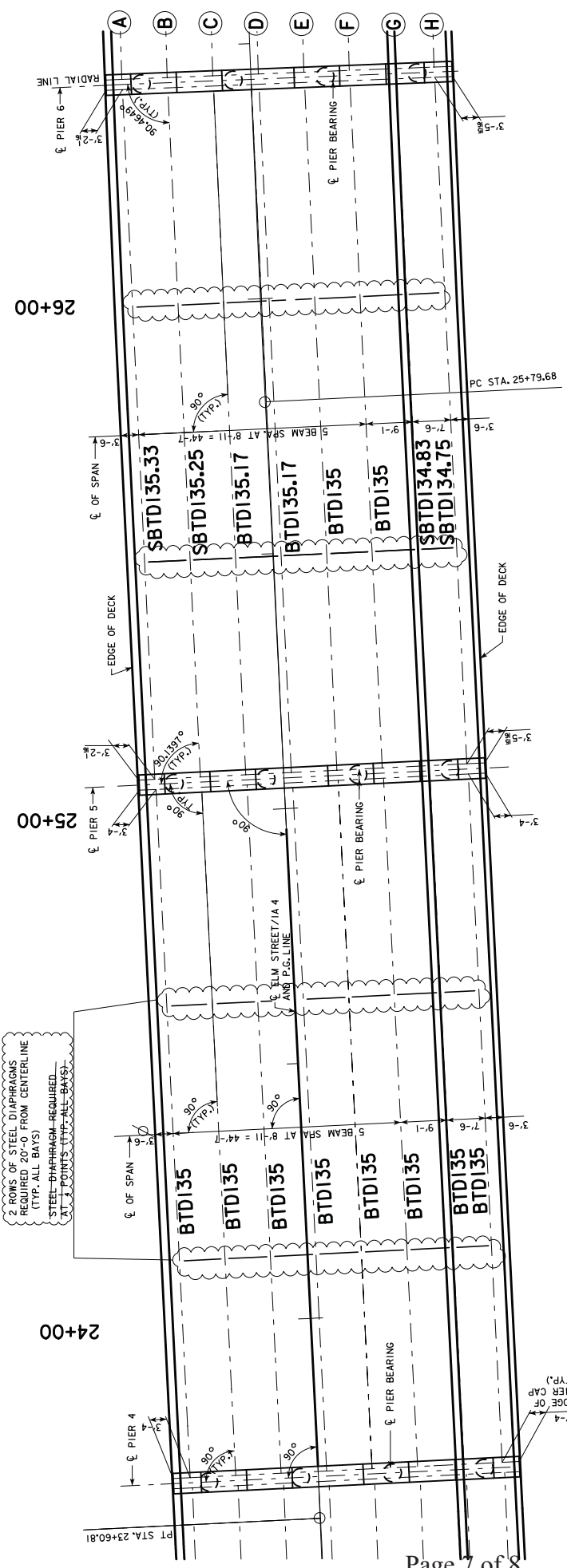
DESIGN TEAM **STUCKERTSON** S.B.I. NO. 13806B PROJECT NUMBER HDP-004-21881-71-37 SHEET NUMBER 36
 11/23/2011 SBI N:\2006\Projects\13806B\Cadd\BriFinal\37004038.brg



DESIGN FOR VARIABLE SKEW
**1094'-0" X 54'-0" PRETENSIONED
 PRESTRESSED CONCRETE BEAM BRIDGE
 WITH 10'-0" SIDEWALK**
 136'-0" END SPANS 137'-0" INTERIOR SPAN
BEAM SPAN 3 & 4
GREENE COUNTY
 STA. 23+69.00 SEPTEMBER, 2011
 IOWA DEPARTMENT OF TRANSPORTATION - HIGHWAY DIVISION
 DESIGN SHEET NO. 36 OF 66 FILE NO. 30366 DESIGN NO. III

11-23-2011 REVISED STEEL DIAPHRAGMS, NUMBER OF ROWS & LOCATION

DESIGN TEAM **STUCKERTSON** S.B.I. NO. 13806B PROJECT NUMBER HDP-004-2(38)--71-37 SHEET NUMBER 37
 13:22:37 PM SBI N:\2006\Projects\13806B\Cadd\BrgFinal\37004038.brg GREENE COUNTY PROJECT NUMBER HDP-004-2(38)--71-37

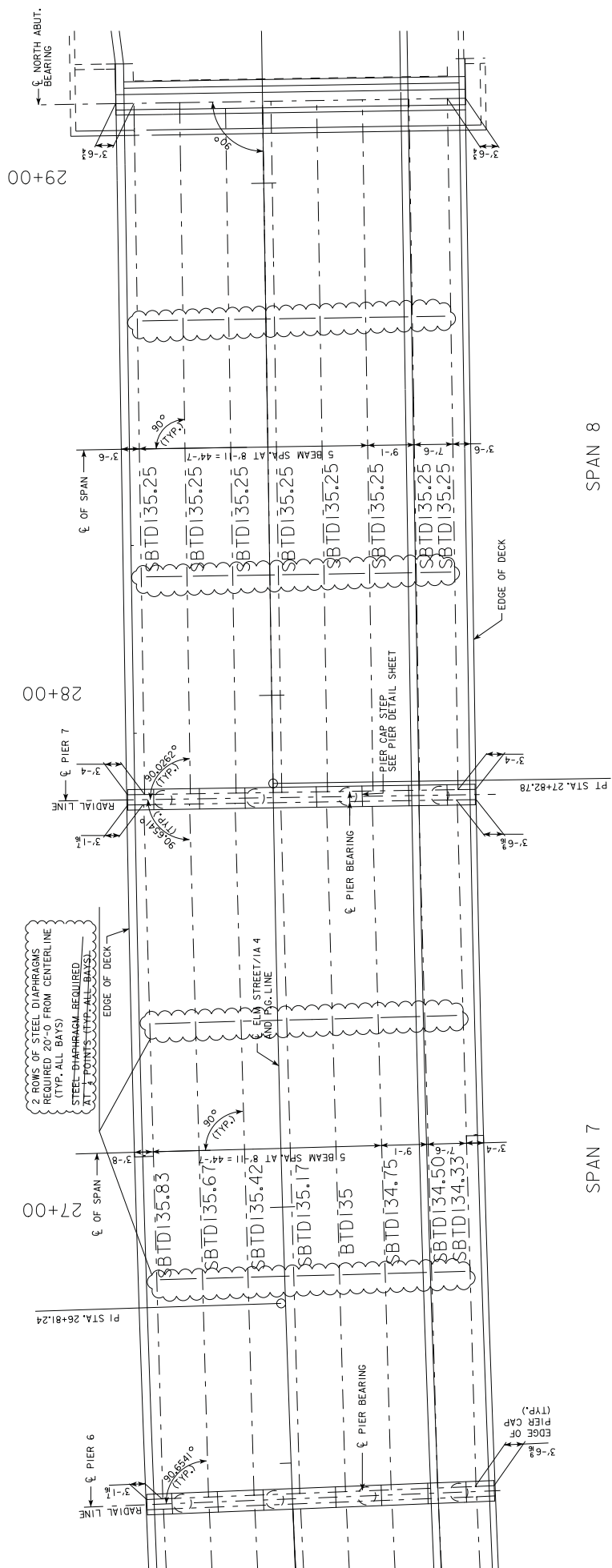


DESIGN FOR VARIABLE SKEW
**1094'-0" X 54'-0" PRETENSIONED
 PRESTRESSED CONCRETE BEAM BRIDGE
 WITH 10'-0" SIDEWALK**
 136'-0" END SPANS BTD BEAMS 137'-0" INTERIOR SPAN
BEAM SPAN 5 & 6
 STA. 23+69.00 SEPTEMBER, 2011
 IOWA DEPARTMENT OF TRANSPORTATION - HIGHWAY DIVISION
 DESIGN SHEET NO. 37 OF 66 FILE NO. 30366 DESIGN NO. III

11-23-2011 REVISED STEEL DIAPHRAGMS, NUMBER OF ROWS & LOCATION

SPAN 6

SPAN 5



SPAN 8

SPAN 7

DESIGN FOR VARIABLE SKEW
 1094'-0" X 54'-0" PRETENSIONED
 PRESTRESSED CONCRETE BEAM BRIDGE
 WITH 10'-0" SIDEWALK
 136'-0" END SPANS
 137'-0" INTERIOR SPAN
 BEAM SPAN 7 & 8
 GREENE COUNTY
 STA. 23+69.00
 SEPTEMBER, 2011
 IOWA DEPARTMENT OF TRANSPORTATION - HIGHWAY DIVISION
 DESIGN SHEET NO. 38 OF 66 FILE NO. 30366 DESIGN NO. III

11-23-2011 REVISED STEEL DIAPHRAGMS, NUMBER OF ROWS & LOCATION

DESIGN TEAM **STUCKERTSON** S.B.I. NO. 13806B PROJECT NUMBER HDP-004-2181-71-37 SHEET NUMBER 39
 11/23/2011 SBI N:\2006\Projects\13806B\Cadd\B\Final\377004038.brg GREENE COUNTY