

Household Hazardous Materials Programs



A Report to the Iowa General Assembly

January 2004

Iowa Department of Natural Resources
Energy and Waste Management Bureau

Household Hazardous Materials Programs

Toxic Cleanup Days Regional Collection Centers

A Report to the Iowa General Assembly

Prepared by:

John Wessel

(515) 281-5859

E-mail: John.Wessel@dnr.state.ia.us

January 2004

Iowa Department of Natural Resources
Jeffrey R. Vonk, Director

Table of Contents

EXECUTIVE SUMMARY

Introduction	1
Household Hazardous Materials.....	2

Section 1: TOXIC CLEANUP DAYS

Introduction	6
2003 Toxic Cleanup Day Results for Individual Host Counties	
Hamilton County	6
Pocahontas County	7
Humboldt County	7
Cass County	8
Calhoun County.....	8
Ringgold County	9
Decatur County	9
Woodbury County	10
Wayne County	10
Summary of Hazardous Waste Collected	11
Types and Amount of Waste Collected	12
Survey Results	13

Section 2: REGIONAL COLLECTION CENTERS

Introduction	16
Map of Regional Collection Centers	17
Regional Collection Center Accomplishments	18
Bluestem	19
Bremer	20
Clinton County Area	21
Council Bluffs	22
Dubuque	23
HazChem Center of Southeast Iowa	24
Iowa City Regional Collection Center	25
Landfill of North Iowa	26
Metro Waste Authority	27
PCB	28
Prairie SWA (formerly TAURUS)	29
SEMCO	30
Waste Commission of Scott County	31
Iowa Regional Collection Center Contact Information	32
Household Hazardous Materials Reference List	34



Executive Summary

This report summarizes accomplishments of Toxic Cleanup Days and Regional Collection Centers, two programs that play an important role in educating the public and providing for the appropriate disposal of hazardous waste. Both are operated by the Energy and Waste Management Bureau of the Department of Natural Resources, which provides this report to the Iowa General Assembly in accordance with Iowa Code Section 455F.8.

The Code of Iowa authorizes the Department of Natural Resources to provide for the collection and disposal of small amounts of hazardous wastes that are stored in residences, on farms or in certain small businesses. The department has developed a variety of programs that work together in promoting the safe use, storage and disposal of these wastes.

Regional Collection Centers (RCC) —

Permanent sites for collection and temporary storage for disposal of household hazardous wastes and hazardous waste from eligible small businesses.

Toxic Cleanup Days (illustrated on this page) — One-day collection events for household hazardous waste in counties that are not yet served by a permanent RCC.

Retailers Consumer Education Program —

A permit and consumer information program to assist retailers with compliance in the Household Hazardous Material (HHM) Retailer permit and consumer education program.

Household Hazardous Materials Education Grants — A grant program to assist local governments and others with household hazardous materials general awareness projects.



Above: Workers at a Toxic Cleanup Day handle household hazardous materials.



Left: Some of the items collected at a typical Toxic Cleanup Day. Items include pesticides, solvents, oil-based paints and banned chemicals, such as DDT.



Household Hazardous Waste

Household hazardous waste is defined as the unused or leftover portions of household hazardous materials. Household hazardous materials possess any or all of the following characteristics:

Toxic — poisonous, causing cancer or other health problems.

Corrosive — destroys human tissues or corrodes metal

Flammable — easily ignitable and will burn

Reactive — explosive through exposure to heat, sudden shock, pressure or incompatible chemicals

Poison Control

A total of 11,330 exposures to hazardous materials were reported to the Iowa Poison Control Center in 2002.

Processing methods

Hazardous waste is processed in the following ways:

Recycling — To extract and reuse useful materials from a waste product, or to recondition and adapt that waste to a new use or function as a raw material or new product.

Incineration — High temperature (1800 F or greater) destruction of wastes in EPA permitted facilities. Ash recovered from this process is placed in a secure hazardous waste landfill.

Fuel blending/recovery — Material is comingled with similar wastes and used as a supplementary fuel in the production of power.

Treatment — Chemical transformation of wastes to make them less toxic or chemically inert. Residuals from this process are placed in a secure hazardous waste landfill.

Hazardous Waste

Hazardous waste is associated with adverse health, environmental and safety effects. Health effects caused by hazardous waste can be acute (sudden or immediate onset of severe symptoms) or chronic (gradual onset of symptoms occurring through repeated exposure over an extended period of time). Household hazardous waste is defined as the unused or leftover portions of household hazardous materials.

Children are of special concern, as they are more susceptible to toxins than adults. In addition, toxins may impair their immune and reproductive systems. A total of 11,330 exposures to hazardous materials were reported to the Iowa Poison Control Center in 2002.

Hazardous waste also has a negative impact on the environment. It contaminates groundwater and surface water, and it destroys the effectiveness of wastewater treatment plants. Dumping household hazardous wastes into drainage ditches may cause toxins to flow untreated into rivers and lakes. Improper disposal of hazardous waste also may contaminate our groundwater, which is the primary source of drinking water for most Iowa communities.

Toxic Cleanup Days

Toxic Cleanup Days are voluntary, one-day events, provided to Iowa households free of charge, in which a designated site is promoted and staffed as a drop-off point for disposal of small amounts (220 pounds or 25 gallons per household) of hazardous waste materials. These events are publicized by the media and hosted by individual counties with funding and administrative assistance of the Energy and Waste Management Bureau, which has provided these resources since 1988.



Regional Collection Centers

Regional Collection Centers (RCCs) are permanent collection facilities designed to assist the public and small business generators with proper management of hazardous waste. RCCs accept specific types of hazardous waste for disposal, provide a materials exchange (Swap Shop) and work to educate lowans in proper purchasing and management techniques for HHMs.

Human health concerns

Hazardous waste may enter the body in the following ways:

1. Ingestion
2. Inhalation
3. Skin contact



Although DDT has been banned for nearly 30 years, it is still brought to Toxic Cleanup Days in both small containers (right) and large drums (above).





This page intentionally blank.

Section 1:

Toxic Cleanup Days



Toxic Cleanup Days

Toxic Cleanup Day results for 2003

Department contribution	\$69,966.82
Local contribution	\$56,114
Total cost	\$126,080.82
Average cost per pound	\$1.76
Households in counties selected for an event	78,897
Total households represented at events	1,620
Total amount of waste collected*	71,825 pounds
Avg. amount of hazardous waste collected per household	44.3 pounds
Average participation rate	2.1%

In 2003, the Department of Natural Resources sponsored a total of nine Toxic Cleanup Days in Iowa. The events took place in Hamilton, Pocahontas, Humboldt, Cass, Calhoun, Ringgold, Decatur, Woodbury and Wayne counties.

Toxic Cleanup Days were a success in 2003. More than 71,000 pounds of hazardous materials were collected at a total cost of \$126,080.82. These figures do not include materials handled locally, such as latex paint, motor oil, antifreeze and lead-acid batteries. Cost to the State of Iowa was \$69,966.82.

A total of 1,620 households participated in Toxic Cleanup Days during 2003, for a total average participation rate of 2.1 percent. More than 44 pounds of hazardous waste was collected per attendee at an average cost of \$1.76 per pound.

Hamilton County

Hamilton County Fairgrounds
 Webster City, IA
 April 26, 2003

Toxic Cleanup Day results for 2003

Department Contribution	\$9,424.88
Local Contribution.....	\$8,125.00
Total cost.....	\$17,549.88
Average cost per pound	\$1.27
Households in Hamilton County	7,082
Total households represented at events.....	334
Total amount of waste collected*	13,767
Average amount of hazardous waste collected per household	41.2 pounds
Average participation rate.....	4.7%
Recycled locally	
Latex paint	80 gal
Used oil	730 gal
Lead-acid batteries	375

* Note: Total amount of waste collected does not include materials managed locally (motor oil, lead-acid batteries, latex paint, antifreeze).



Pocahontas County

Pocahontas County Fairgrounds
 Pocahontas, IA
 May 17, 2003

Toxic Cleanup Day results for 2003

Department Contribution	\$5,370.80
Local Contribution.....	\$2,762.00
Total cost.....	\$8,132.80
Average cost per pound	\$1.85
Households in Pocahontas County	3,988
Total households represented at events.....	62
Total amount of waste collected*.....	4,412
Average amount of hazardous waste collected per household	71.2 pounds
Average participation rate.....	1.6%

Latex paint was not accepted at the Pocahontas event. Information pertaining to the proper disposal of these paints was provided to the public. For disposal of used oil and lead-acid batteries, residents were referred to several local collection sites throughout the county.

Humboldt County

Humboldt County Fairgrounds
 Humboldt, IA
 May 17, 2003

Toxic Cleanup Day results for 2003

Department Contribution	\$21,396.16
Local Contribution.....	\$3,222.00
Total cost.....	\$24,618.16
Average cost per pound	\$3.67
Households in Humboldt County	4,645
Total households represented at events.....	34
Total amount of waste collected*.....	6,712
Average amount of hazardous waste collected per household	197.4 pounds
Average participation rate.....	0.7%

Humboldt County sponsored a stand-alone usable latex paint exchange on a different day than the TCD. Guidance was given for disposal of unusable latex paint. For used oil and lead-acid battery disposal residents were referred to local services.

* Note: Total amount of waste collected does not include materials managed locally (motor oil, lead-acid batteries, latex paint, antifreeze).



Cass County

Cass County Fairgrounds
 Atlantic, IA
 May 31, 2003

Toxic Cleanup Day results for 2003

Department Contribution	\$3,072.85
Local Contribution.....	\$4,640.00
Total cost.....	\$7,712.85
Average cost per pound	\$2.63
Households in Cass County	6,590
Total households represented at events.....	62
Total amount of waste collected*	2,933
Average amount of hazardous waste collected per household	47.3 pounds
Average participation rate.....	0.9%
Recycled locally	
Latex paint.....	375 gal
Used oil	50 gal
Lead-acid batteries	30

Calhoun County

Calhoun County Fairgrounds
 Webster City, IA
 September 6, 2003

Toxic Cleanup Day results for 2003

Department Contribution	\$6,378.10
Local Contribution.....	\$3,384.75
Total cost.....	\$9,762.85
Average cost per pound	\$2.14
Households in Calhoun County	5,219
Total households represented at events.....	45
Total amount of waste collected*	4,553
Average amount of hazardous waste collected per household	101.2 pounds
Average participation rate.....	0.9%

Calhoun County collected and donated usable latex paint to several community groups in the county and other local groups that expressed interest. Guidance was given for disposal of unusable latex paint. For used oil and battery disposal residents were referred to local services.

* Note: Total amount of waste collected does not include materials managed locally (motor oil, lead-acid batteries, latex paint, antifreeze).



Ringgold County

Ringgold County Fairgrounds
 Mt. Ayr, IA
 September 13, 2003

Toxic Cleanup Day results for 2003

Department Contribution	\$5,579.38
Local Contribution.....	\$1,122.50
Total cost.....	\$6,701.88
Average cost per pound	\$1.84
Households in Ringgold County	2,789
Total households represented at events.....	95
Total amount of waste collected*	3,649
Average amount of hazardous waste collected per household	38.4 pounds
Average participation rate.....	3.4%
Recycled locally	
Latex paint.....	270 gal
Used oil	135 gal
Lead-acid batteries	106

Decatur County

Decatur County Fairgrounds
 Leon, IA
 September 13, 2003

Toxic Cleanup Day results for 2003

Department Contribution	\$2,905.02
Local Contribution.....	\$1,668.50
Total cost.....	\$4,573.52
Average cost per pound	\$2.71
Households in Decatur County	3,833
Total households represented at events.....	35
Total amount of waste collected*	1,687
Average amount of hazardous waste collected per household	48.2 pounds
Average participation rate.....	0.9%
Recycled locally	
Used oil	10 gal
Lead-acid batteries	7

* Note: Total amount of waste collected does not include materials managed locally (motor oil, lead-acid batteries, latex paint, antifreeze).



Woodbury County

Field Services Headquarters
 Sioux City, IA
 September 27, 2003



Close to 900 participants brought in record amounts of HHMs at the Woodbury TCD event. Woodbury residents surveyed overwhelmingly favor a permanent RCC for disposal of HHMs.

Toxic Cleanup Day results for 2003	
Department Contribution	\$11,722.54
Local Contribution.....	\$29,363.00
Total cost.....	\$41,085.54
Average cost per pound	\$1.29
Households in Woodbury County	41,394
Total households represented at events.....	880
Total amount of waste collected*.....	31,813
Average amount of hazardous waste collected per household	36.2 pounds
Average participation rate.....	2.1%
Recycling locally	
Used oil	700 gal
Lead-acid batteries	250
Latex paint	Undetermined amount

Wayne County

Wayne County Fairgrounds
 Corydon, IA
 October 11, 2003

Toxic Cleanup Day results for 2003	
Department Contribution	\$4117.09
Local Contribution.....	\$1,826.25
Total cost.....	\$5,943.34
Average cost per pound	\$2.59
Households in Wayne County	3,357
Total households represented at events.....	73
Total amount of waste collected*.....	2,299
Average amount of hazardous waste collected per household	31.5 pounds
Average participation rate.....	2.1%
Recycled locally	
Used oil	200 gal
Lead-acid batteries	100

* Note: Total amount of waste collected does not include materials managed locally (motor oil, lead-acid batteries, latex paint, antifreeze).



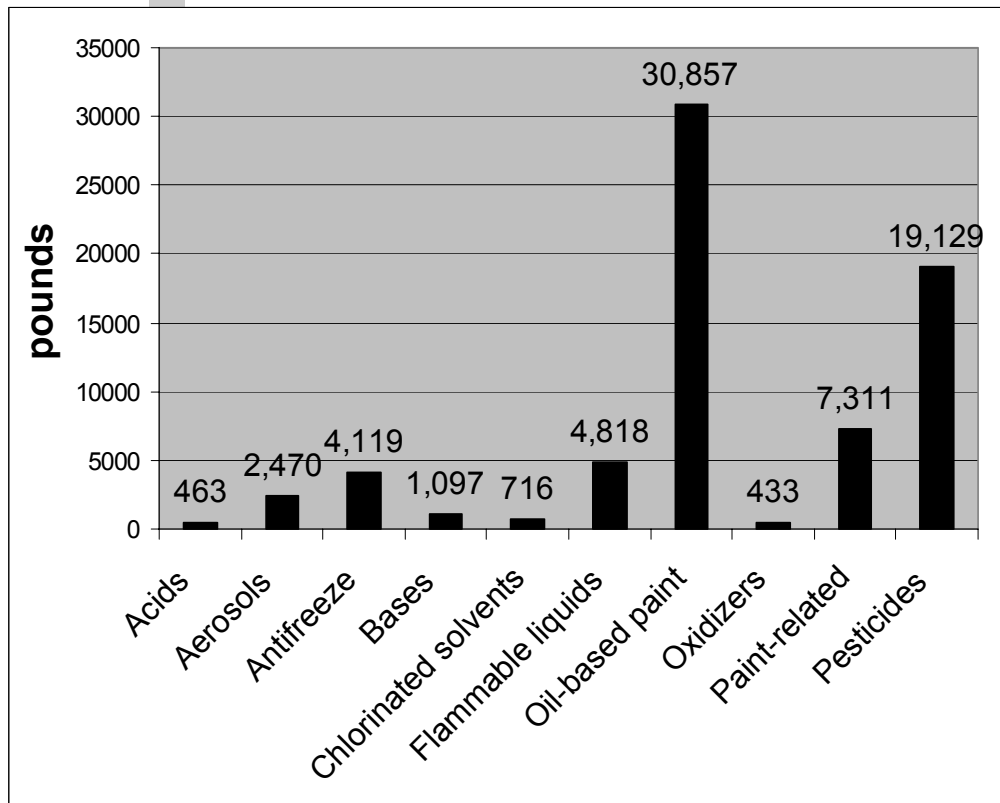
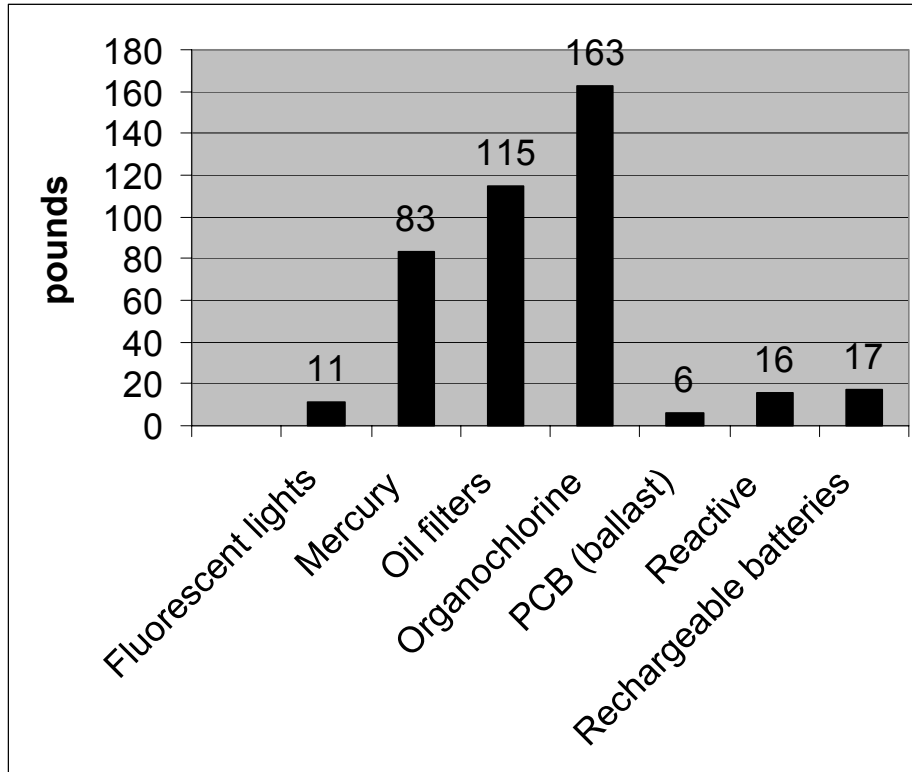
Summary of household hazardous wastes collected at 2003 Toxic Clean Up Days

All figures shown in pounds collected

Material	Hamilton	Pocahontas	Humboldt	Cass	Calhoun	Ringgold	Decatur	Woodbury	Wayne	Total
Acids	71	26	13	48	38	20	11	227	9	463
Aerosols	723	89	30	133	75	227	39	1068	86	2470
Antifreeze	542	193		51			43	3220	70	4119
Bases	241	83	16	165	48	55	18	367	104	1097
Chlorinated solvents	72	20		43	114			422	45	716
Flammable liquids	982	366	138	256	293	262	74	2298	149	4818
Fluorescent lights	8	3								11
Mercury	15	1	40					27		83
Oil-based paint	7254	1615		601	1671	1420	975	16008	1314	30858
Oil filters									115	115
Organochlorine	4		58		5	14		64	18	163
Oxidizers	81	143	8	5	72		99	25		433
Paint-related	1285	310	210	575	407	493	232	3410	389	7311
Pesticide	2476	1561	6186	1049	1826	1158	196	4677		19129
PCB (ballast)	6									6
Reactive		2	13	1						16
Rechargeable batteries	7			6	4					17
TOTAL	13767	4412	6712	2933	4553	3649	1687	31813	2299	71825



Type and amount of hazardous materials collected at 2003 Toxic Clean Up Days





2003 Toxic Clean Up Days Survey Results

	Hamilton	Pocahontas	Humboldt	Cass	Calhoun	Ringgold	Decatur	Woodbury	Wayne	Totals
Length of Storage										
2 years or less	72	5	4	5	6	15	4	149	19	279
3-10 years	130	30	12	34	13	40	16	300	24	599
10-20 years	54	5	5	22	8	12	4	121	7	238
More than 20 years	19	10	2	8	7	8	1	40	6	101
Total	275	50	23	69	34	75	25	610	56	1217
Disposal Opportunity Preference										
Permanent facility	44	4	1	3	4	15	5	289	10	375
Once per year	156	29	4	21	16	44	13	237	29	549
Every 2 years	66	16	12	23	7	15	3	55	18	215
Every 5 years	10	1	3	11	3	1	5	7	2	43
Total	276	50	20	58	30	75	26	588	59	1182
Travel distance										
Less than 5 miles	164	18	15	46	10	48	13	340	24	678
5-10 miles	39	13	4	7	6	6	2	168	14	259
10-20 miles	46	14	5	9	13	21	11	26	15	160
More than 20 miles	16	5	1	1	2	3	0	15	3	43
Total	265	50	25	63	31	75	26	549	56	1140
Other disposal										
Store	209	36	8	48	23	55	21	370	43	813
Wastewater facility	1	0	0	1	0	0	0	2	0	4
Septic System	0	0	0	0	0	0	0	1	0	1
Trash	17	5	1	4	1	6	0	80	4	118
Storm sewer	0	0	0	1	0	0	0	2	0	3
Return to retailer	26	0	0	5	0	1	0	30	3	65
Pour on ground	5	3	1	3	0	4	1	12	2	31
Don't know	28	8	11	11	5	8	2	97	5	175
Total	286	52	21	73	29	74	24	594	57	1210
Why do you have?										
Accumulated	220	39	15	62	25	65	22	432	43	923
Moving	19	0	1	3	2	4	1	18	0	48
Previous homeowner	47	7	4	5	11	16	2	123	9	224
Estate	14	4	2	2	5	5	1	23	0	56
Other	5	0	1	1	2	1	2	63	3	78
Total	305	50	23	73	45	91	28	659	55	1329



2003 Toxic Clean Up Days Survey Results Continued

	Hamilton	Pocahontas	Humboldt	Cass	Calhoun	Ringgold	Decatur	Woodbury	Wayne	Totals
Age group										
Less than 30	8	3	2	3	0	3	2	20	0	41
Thirties	17	2	2	8	5	3	1	61	2	101
Forties	58	10	3	6	9	11	3	132	8	240
Fifty-plus	189	35	16	50	17	59	20	374	27	787
Total	272	50	23	67	31	76	26	587	37	1169
Heard of event from										
Radio	139	1	2	27	2	4	0	18	0	193
Newspaper	162	35	20	30	17	64	18	180	32	558
Poster/flyer	39	7	2	1	10	4	1	376	0	440
Word of mouth	17	7	0	7	2	8	6	14	6	67
Other	1	2	0	7	1	1	1	53	0	66
Total	358	52	24	72	32	81	26	641	38	1324

Section 2:

Regional Collection Centers



Regional Collection Centers

Regional Collection Centers (RCCs) are Iowa's permanent disposal option for hazardous materials from households, farms and conditionally exempt small quantity generator businesses.¹ An RCC is a public, locally managed facility for the collection, sorting and

packaging of hazardous materials prior to their transport for proper disposal. In 1991, the Iowa General Assembly provided for the establishment of regional collection centers (455F.8A) to serve households and conditionally exempt small quantity generators on an ongoing basis. The establishment of the RCC program has provided a permanent, ongoing and cost-effective mechanism for the collection of hazardous materials in Iowa.

RCCs serve two purposes

1. Educate the public regarding the proper management of household hazardous materials (i.e., purchase of safer alternatives, buy only what you need, use what you buy, give away what you cannot use, and proper disposal).

2. Provide regular access to properly dispose of hazardous materials for which alternative uses are not available.

Since the inception of this program, more than 12 million pounds of waste have been diverted from landfills, including more than 3.5 million pounds of toxic, flammable or reactive household hazardous waste. These materials posed significant threat to Iowa's groundwater, wildlife, solid waste haulers, landfill operators, children and families through potential personal exposure or contamination. RCCs have assisted residents in disposal of thousands of pounds of banned pesticides, mercury, various organic solvents and a wide scope of other toxic and hazardous chemicals.

Currently, 13 operating RCCs and 26 satellite facilities serve residents in 59 counties. Four more facilities are under construction and are expected to begin collections in spring of 2004. It is the goal of the Household Hazardous Materials program to have each county in Iowa included in the service area of an RCC.

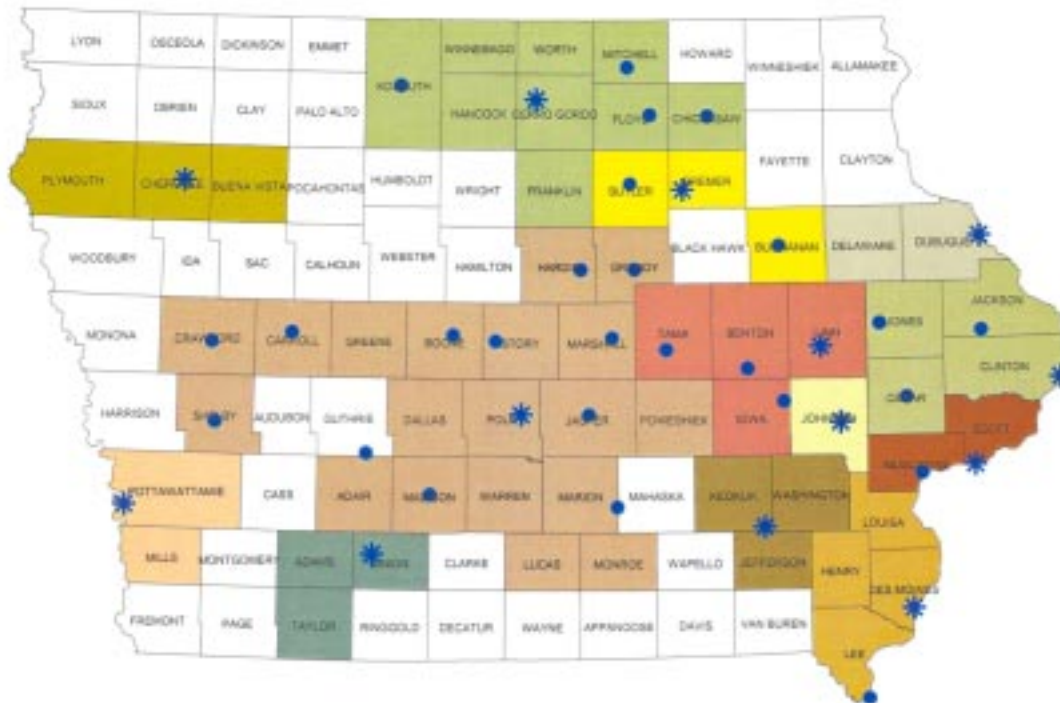
A summary of information for the operations of all RCCs has been detailed in the remainder of this report. Individual reports for each RCC also can be found, including a summary of the RCC accomplishments for fiscal year 2003, a summary of materials collected at the RCC during fiscal year 2003 and a map showing the current RCC locations. In addition, a consolidated contact list of all RCCs and their satellites has been provided.

¹ A conditionally exempt small quantity generator (CESQG) meets the following criteria: Within one month will not generate more than 100 kilograms (approximately 220 lbs.) of hazardous materials, will not produce or store more than 1 kilogram of an acute hazardous material (these are listed in 40CFR261.33) in one month, and never stores more than 1,000 kilograms (approximately 2,200 lbs.) of hazardous waste at any one time.



Map of Regional Collection Centers

Regional Collection Centers (RCCs) are permanent collection facilities designed to assist the public and small business generators with proper management of hazardous waste.



-  RCC Locations
-  Satellites
-  Bluestem Solid Waste Agency
-  Bremer County Sanitary Landfill
-  Clinton County Area Solid Waste Agency
-  Council Bluffs Dept. of Public Health
-  Dubuque Metro. Area Solid Waste Agency
-  HazChem Center of Southeast Iowa
-  Iowa City RCC
-  Landfill of North Iowa
-  Metro Waste Authority
-  PCB Solid Waste Agency
-  Prairie Solid Waste Agency (formerly Taurus)
-  Southeast Multi-County Solid Waste Agency
-  Waste Commission of Scott County



Regional Collection Center (RCC) Accomplishments

Fiscal Year 2003

Advantages of RCCs

- Permanent availability, often year-round
- Lower cost per pound collected
- Ongoing education
- Available to CESQG businesses
- One facility can serve several counties

The following data are derived from 13 Regional Collection Centers currently in operation:

Total Household Participation	28,171
Total Small Quantity Generator Participation	562
Total Participation	28,733

Total Program Cost for FY 2003	\$1,973,505
Household hazardous waste collected	713,717 lbs.
Latex paint managed locally	719,477 lbs.
Used motor oil managed locally	632,905 lbs.
Used lead-acid batteries managed locally	188,270 lbs.
Other (sharps, recycled metals, etc.)	148,376 lbs.
TOTAL AMOUNT OF WASTE COLLECTED*	2,402,745 lbs.

Key Points Summary	
Program cost per pound of <i>hazardous waste collected</i>	\$2.77
Program cost per pound of <i>total hazardous waste collected*</i>	\$0.82
Average weight of waste collected per participant	83.6 lbs.
Total IDNR reimbursement per pound of <i>hazardous waste collected</i>	\$0.36
Total IDNR reimbursement per pound of <i>total hazardous waste collected*</i>	\$0.11

* Includes hazardous waste managed locally with no contractor disposal costs.



Bluestem Regional Collection Center

Facility Service Area:

Main Facility: *Linn County*
 Satellite Facilities: *Benton, Iowa and Tama counties*



Population:

99,680 households

Contact info:

*Bluestem Pollution
 Prevention Center
 P.O. Box 2068
 Cedar Rapids, IA
 52732*

*Floyd Pelkey
 (319) 373-4771*

Participation Overview	Number of participants	Percent participation
Households participating	4,889	4.9
Conditionally exempt businesses	43	NA

Total RCC expenditures* \$266,890
 Disposal costs only \$61,195

Type of Waste Collected	Quantity collected (pounds)
Household hazardous waste (HHW)	109,172
Latex paint managed locally	105,080
Used oil managed locally	5,120
Lead acid batteries managed locally	1,691
Other managed locally	41,264
TOTAL PROGRAM COLLECTION**	262,327
Amount distributed in a SWAP shop (incl. in total)	29,357

Key Points Summary	
Total pounds collected per participant	53.2
Total cost per pound of waste collected***	\$1.02

* Total RCC Expenditures include: disposal costs, salaries and benefits, equipment and supplies, overhead, public education, training and insurance.
 ** Includes hazardous waste managed locally with no contractor disposal costs.
 *** Total Cost Per Pound of Waste Collected calculated by dividing Total RCC Expenditures by pounds of Total Program Waste Collected.



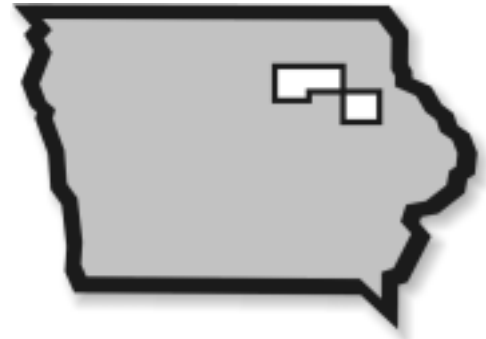
Bremer County Regional Collection Center

Population:
22,968 households

Contact info:
Bremer Co. Regional
Collection Center
415 E. Bremer Ave.
Waverly, IA 50677

Brett Vette:
(319) 352-4574

Facility Service Area:
Main Facility: *Bremer County*
Satellite Facilities: *Butler and
Buchanan counties*



Participation Overview	Number of participants	Percent participation
Households participating	287	1.2
Conditionally exempt businesses	0	NA

Total RCC expenditures* \$71,727
Disposal costs only \$4,790

Type of Waste Collected	Quantity collected (pounds)
Household hazardous waste (HHW)	6,130
Latex paint managed locally	2,175
Used oil managed locally	0
Lead acid batteries managed locally	0
Other managed locally	0
TOTAL PROGRAM COLLECTION**	8,305
Amount distributed in a SWAP shop (incl. in total)	0

Key Points Summary	
Total pounds collected per participant	28.9
Total cost per pound of waste collected***	\$8.64

* Total RCC Expenditures include: disposal costs, salaries and benefits, equipment and supplies, overhead, public education, training and insurance.
 ** Includes hazardous waste managed locally with no contractor disposal costs.
 *** Total Cost Per Pound of Waste Collected calculated by dividing Total RCC Expenditures by pounds of Total Program Waste Collected.



Clinton County Area Regional Collection Center

Facility Service Area:

Main Facility: *Clinton County*
 Mobile Connection Unit
 supporting: *Clinton, Cedar,
 Jackson and Jones counties.*
 Satellite Facilities: *Cedar, Jackson
 and Jones counties (opened fall
 2001)*



Population:

42,890 households

Contact info:

*Clinton County Area
 SWA
 4292 220th St.
 Clinton, IA 52732*

*Laura Liegois
 (563) 243-4749*

Participation Overview	Number of participants	Percent participation
Households participating	1,241	2.9
Conditionally exempt businesses	20	NA

Total RCC expenditures* \$55,909
 Disposal costs only \$18,948

Type of Waste Collected	Quantity collected (pounds)
Household hazardous waste (HHW)	37,678
Latex paint managed locally	16,188
Used oil managed locally	122,016
Lead acid batteries managed locally	40,520
Other managed locally	278
TOTAL PROGRAM COLLECTION**	216,680
Amount distributed in a SWAP shop (incl. in total)	0

Key Points Summary	
Total pounds collected per participant	171.8
Total cost per pound of waste collected***	\$0.26

* Total RCC Expenditures include: disposal costs, salaries and benefits, equipment and supplies, overhead, public education, training and insurance.
 ** Includes hazardous waste managed locally with no contractor disposal costs.
 *** Total Cost Per Pound of Waste Collected calculated by dividing Total RCC Expenditures by pounds of Total Program Waste Collected.



Council Bluffs Regional Collection Center

Population:
39,168 households

Contact info:
Council Bluffs
Regional Collection
Center
4441 Gifford Road
Council Bluffs, IA
51501

Glen Ingham:
(712) 328-4985

Facility Service Area:
Main Facility: *Council Bluffs*
Mobile Collection Unit
supporting: *Pottawattamie and
Mills counties*



Participation Overview	Number of participants	Percent participation
Households participating	1,462	3.7
Conditionally exempt businesses	22	NA

Total RCC expenditures*	\$89,315
Disposal costs only	\$20,728

Type of Waste Collected	Quantity collected (pounds)
Household hazardous waste (HHW)	47,195
Latex paint managed locally	54,076
Used oil managed locally	69,380
Lead acid batteries managed locally	17,840
Other managed locally	0
TOTAL PROGRAM COLLECTION**	188,491
Amount distributed in a SWAP shop (incl. in total)	53,185

Key Points Summary	
Total pounds collected per participant	127.0
Total cost per pound of waste collected***	\$0.47

* Total RCC Expenditures include: disposal costs, salaries and benefits, equipment and supplies, overhead, public education, training and insurance.
 ** Includes hazardous waste managed locally with no contractor disposal costs.
 *** Total Cost Per Pound of Waste Collected calculated by dividing Total RCC Expenditures by pounds of Total Program Waste Collected.



Dubuque Regional Collection Center

Facility Service Area:

Main Facility: *Dubuque County*
 Mobile Connection Unit
 supporting: *Dubuque and Delaware counties*



Population:
 40,524 households

Contact info:
 Dubuque Regional
 Collection Center
 925 Kerper Blvd.
 Dubuque, IA 52001

Nancy Otterbeck
 (563) 589-1720

Participation Overview	Number of participants	Percent participation
Households participating	674	1.7
Conditionally exempt businesses	75	NA

Total RCC expenditures* \$75,133
 Disposal costs only \$23,981

Type of Waste Collected	Quantity collected (pounds)
Household hazardous waste (HHW)	25,723
Latex paint managed locally	20,635
Used oil managed locally	3,400
Lead acid batteries managed locally	4,201
Other managed locally	2,200
TOTAL PROGRAM COLLECTION**	56,159
Amount distributed in a SWAP shop (incl. in total)	19,963

Key Points Summary	
Total pounds collected per participant	75.0
Total cost per pound of waste collected***	\$1.34

* Total RCC Expenditures include: disposal costs, salaries and benefits, equipment and supplies, overhead, public education, training and insurance.
 ** Includes hazardous waste managed locally with no contractor disposal costs.
 *** Total Cost Per Pound of Waste Collected calculated by dividing Total RCC Expenditures by pounds of Total Program Waste Collected.



HazChem Center of Southeast Iowa

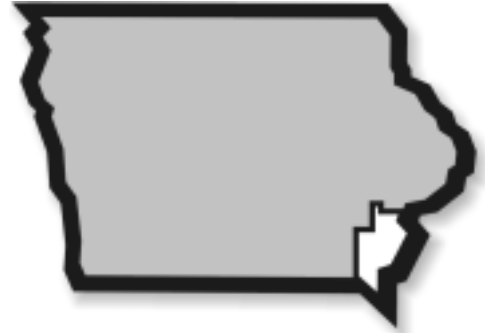
Population:
44,576 households

Contact info:
HazChem Center of Southeast Iowa
1818 W. Burlington Ave.
Burlington, IA 52601

Elyn Holton-Dean:
(312) 753-8758

Facility Service Area:

Main Facility: *Des Moines County*
Mobile Collection Unit supporting: *Des Moines, Henry, Lee and Louisa counties*
Satellite Facility: *Lee County*



Participation Overview	Number of participants	Percent participation
Households participating	3,804	8.5
Conditionally exempt businesses	8	NA

Total RCC expenditures* \$85,112
Disposal costs only \$7,658

Type of Waste Collected	Quantity collected (pounds)
Household hazardous waste (HHW)	22,081
Latex paint managed locally	1,126
Used oil managed locally	0
Lead acid batteries managed locally	0
Other managed locally	0
TOTAL PROGRAM COLLECTION**	23,207
Amount distributed in a SWAP shop (incl. in total)	155

Key Points Summary	
Total pounds collected per participant	6.1
Total cost per pound of waste collected***	\$3.67

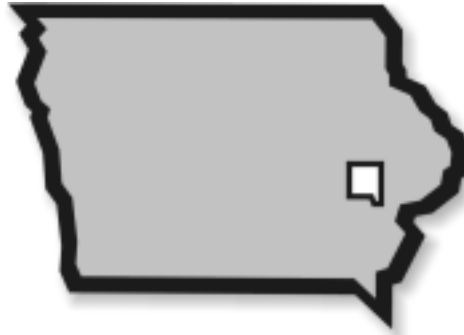
* Total RCC Expenditures include: disposal costs, salaries and benefits, equipment and supplies, overhead, public education, training and insurance.
 ** Includes hazardous waste managed locally with no contractor disposal costs.
 *** Total Cost Per Pound of Waste Collected calculated by dividing Total RCC Expenditures by pounds of Total Program Waste Collected.



Iowa City Regional Collection Center

Facility Service Area:

Main Facility: *Johnson County*



Population:

44,080 households

Contact info:

*Iowa City RCC
3900 Hebl Ave. SW
Iowa City, IA 52240*

*Dave Elias
(319) 356-5170*

Participation Overview	Number of participants	Percent participation
Households participating	1,532	3.5
Conditionally exempt businesses	42	NA

Total RCC expenditures*	\$90,836
Disposal costs only	\$26,795

Type of Waste Collected	Quantity collected (pounds)
Household hazardous waste (HHW)	53,598
Latex paint managed locally	124,012
Used oil managed locally	47,550
Lead acid batteries managed locally	13,710
Other managed locally	125
TOTAL PROGRAM COLLECTION**	238,995
Amount distributed in a SWAP shop (incl. in total)	8,131

Key Points Summary	
Total pounds collected per participant	151.8
Total cost per pound of waste collected***	\$0.38

* Total RCC Expenditures include: disposal costs, salaries and benefits, equipment and supplies, overhead, public education, training and insurance.

** Includes hazardous waste managed locally with no contractor disposal costs.

*** Total Cost Per Pound of Waste Collected calculated by dividing Total RCC Expenditures by pounds of Total Program Waste Collected.



Landfill of North Iowa Regional Collection Center

Population:
59,849 households

Contact info:
Landfill of North Iowa
15942 Killdeer Ave.
Clear Lake, IA 50428

Mark Schlievert:
(641) 357-5452

Facility Service Area:

Main Facility: *Cerro Gordo County*
Mobile Collection Unit
supporting: *Cerro Gordo,
Chickasaw, Floyd, Franklin,
Hancock, Kossuth, Mitchell,
Winnebago and Worth counties.*
Satellite Facilities: *Chickasaw,
Floyd, Kossuth and Mitchell
counties*



Participation Overview	Number of participants	Percent participation
Households participating	2,065	3.5
Conditionally exempt businesses	33	NA

Total RCC expenditures* \$127,122
Disposal costs only \$46,124

Type of Waste Collected	Quantity collected (pounds)
Household hazardous waste (HHW)	82,438
Latex paint managed locally	46,102
Used oil managed locally	30,800
Lead acid batteries managed locally	13,830
Other managed locally	923
TOTAL PROGRAM COLLECTION**	174,093
Amount distributed in a SWAP shop (incl. in total)	9,107

Key Points Summary	
Total pounds collected per participant	83.0
Total cost per pound of waste collected***	\$0.73

* Total RCC Expenditures include: disposal costs, salaries and benefits, equipment and supplies, overhead, public education, training and insurance.
 ** Includes hazardous waste managed locally with no contractor disposal costs.
 *** Total Cost Per Pound of Waste Collected calculated by dividing Total RCC Expenditures by pounds of Total Program Waste Collected.



Metro Waste Authority Regional Collection Center

Facility Service Area:

Main Facility: *Polk County*

Mobile Connection Unit

supporting: *Adair, Boone, Carroll, Crawford, Dallas, Greene, Grundy,*

Jasper, Lucas, Madison, Marion,

Marshall, Monroe, Poweshiek,

Shelby, Story and Warren counties

Satellite Facilities: *Adair, Boone, Carroll, Crawford, Grundy, Hardin, Jasper, Madison, Marion, Marshall, Shelby, and Story counties*



Population:

321,283 households

Contact info:

MWA Regional

Collection Center

225 Prairie Dr.

Bondurant, IA 50035

Judi Mendenhall

(515) 967-5512

Participation Overview	Number of participants	Percent participation
Households participating	8,940	2.8
Conditionally exempt businesses	146	NA

Total RCC expenditures* \$920,160
 Disposal costs only \$169,907

Type of Waste Collected	Quantity collected
Household hazardous waste (HHW)	229,631
Latex paint managed locally	241,187
Used oil managed locally	106,971
Lead acid batteries managed locally	47,026
Other managed locally	93,161
TOTAL PROGRAM COLLECTION**	717,976
Amount distributed in a SWAP shop (incl. in total)	96,456

Key Points Summary	
Total pounds collected per participant	79.0
Total cost per pound of waste collected***	\$1.28

* Total RCC Expenditures include: disposal costs, salaries and benefits, equipment and supplies, overhead, public education, training and insurance.

** Includes hazardous waste managed locally with no contractor disposal costs.

*** Total Cost Per Pound of Waste Collected calculated by dividing Total RCC Expenditures by pounds of Total Program Waste Collected.



PCB

Regional Collection Center


Population:
22,249 households

Contact info:
PCB Regional
Collection Center
1805 Linden St.
Cherokee, IA 51012

Dennis Henrich
(712) 225-3749

Facility Service Area:

Main Facility: *Cherokee County*
Mobile Collection Unit
supporting: *Plymouth, Cherokee
and Buena Vista counties*



Participation Overview	Number of participants	Percent participation
Households participating	664	3.0
Conditionally exempt businesses	34	NA

Total RCC expenditures*	\$37,573
Disposal costs only	\$13,642

Type of Waste Collected	Quantity collected (pounds)
Household hazardous waste (HHW)	13,410
Latex paint managed locally	4,800
Used oil managed locally	180
Lead acid batteries managed locally	0
Other managed locally	71
TOTAL PROGRAM COLLECTION**	18,461
Amount distributed in a SWAP shop (incl. in total)	0

Key Points Summary	
Total pounds collected per participant	26.5
Total cost per pound of waste collected***	\$2.04

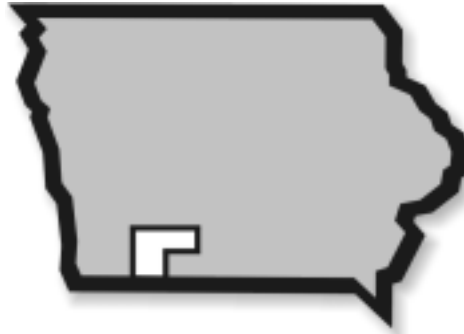
* Total RCC Expenditures include: disposal costs, salaries and benefits, equipment and supplies, overhead, public education, training and insurance.
 ** Includes hazardous waste managed locally with no contractor disposal costs.
 *** Total Cost Per Pound of Waste Collected calculated by dividing Total RCC Expenditures by pounds of Total Program Waste Collected.



Prairie SWA (formerly TAURUS) Regional Collection Center

Facility Service Area:

Main Facility: *Union County*
 Mobile Connection Unit
 supporting: *Adams and Taylor counties*



Population:
 9,933 households

Contact info:
 Prairie RCC
 1774 Lark Ave.
 P.O. Box 227
 Creston, IA 50801

Leslie Bullock-Goldsmith
 (641) 347-5022

Participation Overview	Number of participants	Percent participation
Households participating	237	0.8
Conditionally exempt businesses	2	NA

Total RCC expenditures* \$22,637
 Disposal costs only \$3,315

Type of Waste Collected	Quantity collected (pounds)
Household hazardous waste (HHW)	3,784
Latex paint managed locally	2,360
Used oil managed locally	4,264
Lead acid batteries managed locally	2,281
Other managed locally	0
TOTAL PROGRAM COLLECTION**	12,689
Amount distributed in a SWAP shop (incl. in total)	2,265

Key Points Summary	
Total pounds collected per participant	53.1
Total cost per pound of waste collected***	\$1.78

* Total RCC Expenditures include: disposal costs, salaries and benefits, equipment and supplies, overhead, public education, training and insurance.
 ** Includes hazardous waste managed locally with no contractor disposal costs.
 *** Total Cost Per Pound of Waste Collected calculated by dividing Total RCC Expenditures by pounds of Total Program Waste Collected.



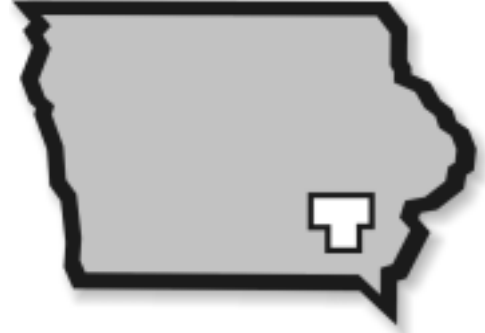
SEMCO Regional Collection Center

Population:
19,291 households

Contact info:
SEMCO Regional
Collection Center
29997 Hwy. 78
Richland, IA 52585

Ray Griffin
(319) 456-6171

Facility Service Area:
Main Facility: *Jefferson
County*. Mobile Collection
Unit supporting: *Jefferson,
Keokuk and Washington
counties*



Participation Overview	Number of participants	Percent participation
Households participating	95	0.5
Conditionally exempt businesses	2	NA

Total RCC expenditures* \$10,830
Disposal costs only \$0

SEMCO

Removal of the HHW by the disposal contractor took place after the end of FY03.

Type of Waste Collected	Quantity collected (pounds)
Household hazardous waste (HHW)	4,511
Latex paint managed locally	0
Used oil managed locally	0
Lead acid batteries managed locally	0
Other managed locally	0
TOTAL PROGRAM COLLECTION**	4,511
Amount distributed in a SWAP shop (incl. in total)	0

Key Points Summary	
Total pounds collected per participant	46.5
Total cost per pound of waste collected***	\$2.40

* Total RCC Expenditures include: disposal costs, salaries and benefits, equipment and supplies, overhead, public education, training and insurance.
 ** Includes hazardous waste managed locally with no contractor disposal costs.
 *** Total Cost Per Pound of Waste Collected calculated by dividing Total RCC Expenditures by pounds of Total Program Waste Collected.



Waste Commission of Scott County Regional Collection Center

Facility Service Area:

Main Facility: *Scott County*
 Mobile Connection Unit
 supporting: *Scott and
 Muscatine counties*
 Satellite Facility: *Muscatine
 County*



Population:

78,181 households

Contact info:

Waste Commission of
 Scott County
 P.O. Box 563
 Buffalo, IA 52728

Kathy Morris
 (563) 381-1300

Participation Overview	Number of participants	Percent participation
Households participating	2,281	2.9
Conditionally exempt businesses	135	NA

Total RCC expenditures* \$120,261
 Disposal costs only \$26,644

Type of Waste Collected	Quantity collected (pounds)
Household hazardous waste (HHW)	82,877
Latex paint managed locally	101,736
Used oil managed locally	243,244
Lead acid batteries managed locally	47,171
Other managed locally	10,354
TOTAL PROGRAM COLLECTION**	485,362
Amount distributed in a SWAP shop (incl. in total)	21,578

Key Points Summary	
Total pounds collected per participant	200.9
Total cost per pound of waste collected***	\$0.25

* Total RCC Expenditures include: disposal costs, salaries and benefits, equipment and supplies, overhead, public education, training and insurance.

** Includes hazardous waste managed locally with no contractor disposal costs.

*** Total Cost Per Pound of Waste Collected calculated by dividing Total RCC Expenditures by pounds of Total Program Waste Collected.



Iowa Regional Collection Center Contact Information

Main facilities are in bold with satellite facilities listed beneath

RCC Name	Phone	Counties Served
Bluestem Benton Co. Satellite Iowa Co. Satellite Tama Co. Satellite	319-373-4771 641-472-2211 641-828-4401 319-484-3341	Linn, Benton, Iowa, Tama Benton Iowa Tama
Bremer Co. RCC Buchanan Co. Satellite Butler Co. Satellite	319-352-4574 319-440-1080 319-267-2070	Bremer, Buchanan, Butler Buchanan Butler
Clinton Co. Area SWA Cedar Co. Satellite Jackson Co. Satellite Jones Co. Satellite	563-243-4749 563-886-6437 563-652-5658 319-462-4977	Clinton, Cedar, Jackson, Jones Cedar Jackson Jones
Council Bluffs RCC	712-328-4985	Pottawattamie, Mills
Dubuque Co. RCC	563-589-1720	Dubuque, Delaware
HazChem Center/SE IA Lee Co. Satellite	319-753-8758 319-753-8758	Des Moines, Henry, Lee, Louisa Lee
Iowa City RCC	319-356-5170	Johnson
Landfill of North Iowa Chickasaw Co. Satellite Floyd Co. Satellite Kossuth Co. Satellite Mitchell Co. Satellite	641-357-5452 877-982-4288 641-982-4288 515-924-3739 877-982-4288	Cerro Gordo, Chickasaw, Floyd, Franklin, Hancock, Kossuth, Mitchell, Winnebago, Worth Chickasaw Floyd Kossuth Mitchell



Iowa Regional Collection Center Contact Information (continued)

Main facilities are in bold with satellite facilities listed beneath

RCC Name	Phone	Counties Served
Metro Waste Authority	888-603-2739 515-967-5512	Polk, Adair, Boone, Carroll, Crawford, Dallas, Greene, Grundy, Hardin, Jasper, Lucas, Madison, Marion, Marshall, Monroe, Poweshiek, Shelby, Story, Warren
Adair Co. Satellite	641-743-8343	Adair
Boone Co. Satellite	515-433-0591	Boone
Carroll Co. Satellite	712-792-5001	Carroll
Crawford Co. Satellite	712-792-5001	Crawford
Grundy Co. Satellite	319-824-6967	Grundy
Hardin Co. Satellite	641-939-5808	Hardin
Jasper Co. Satellite	641-792-3866	Jasper
Madison Co. Satellite	515-462-3083	Madison
Marion Co. Satellite	641-828-8545	Marion
Marshall Co. Satellite	641-752-0646	Marshall
Shelby Co. Satellite	712-792-5001	Shelby
Story Co. Satellite	515-239-5137	Story
PCB	712-225-3749	Buena Vista, Cherokee, Plymouth
Prairie RCC (formerly TAURUS)	641-347-5022	Adams, Taylor, Union
SEMCO	319-456-6171	Jefferson, Keokuk, Washington
Waste Comm. Scott Co. Muscatine Co. Satellite	563-381-1300 563-263-9689	Scott, Muscatine Muscatine



Household Hazardous Materials Reference List (not inclusive)

MOTOR OILS & MOTOR OIL ADDITIVES

- All motor oil products
- Engine lubricants
- Oil and transmission fluid additives
- Transmission fluids
- Oil

MOTOR OIL FILTERS

- All types, canister or replaceable filter elements

GASOLINE & DIESEL ADDITIVES

- All types of gas treatments & gas line freeze-up products

DEGREASERS

- All engine cleaners, most of these are also solvents, many come in aerosol cans

WAXES & POLISHES (except nail polish)

- Shoe polishes
- Car waxes
- Spray dust cleaners
- Floor waxes
- Furniture polishes
- Furniture stains

SOLVENTS (except water)

- Mineral spirits
- Alcohols
- Naphtha
- Turpentine
- Cresol

PAINTS (except latex-based materials)

- All other paints-brush or spray including aerosol paints

LACQUERS & THINNERS (except water)

CAUSTIC HOUSEHOLD CLEANERS

- Drain cleaners
- Most oven cleaners
- Brass cleaners
- Toilet bowl cleaners
- Rust removers
- Silver & Chrome

SPOT & STAIN REMOVERS (petroleum base)

PETROLEUM BASED FERTILIZERS

**PESTICIDES**

Any insecticide product including, but not limited to:

- Yard & garden sprays
- Flea & tick products for pets
- Moth balls
- Rodenticides
- Herbicides
- Roach powder
- Fly strips
- Algaecides
- Fungicides
- Bug sprays or stick creams

MISCELLANEOUS

- Lead-acid batteries
- Pool chemicals
- Photography chemicals
- Eye glass cleaner
- Windshield wiper solution
- Self-lighting charcoal
- Gun cleaner solution
- All aerosols (except personal care products)
- Rechargeable batteries
- Antifreeze
- Wood preservatives
- Butane lighters
- Most glues & adhesives
- Charcoal lighter fluid
- Jewelry cleaner

The **BOLD FACED HEADINGS** are categories listed in the Groundwater Protection Act. The materials listed under the headings are there to assist you in identifying the types of products included under the HHM program. This list is not all inclusive. Questions? Call the Department of Natural Resources at **515-281-4367**.