



# Iowa Influenza Surveillance Network (IISN)

## Weekly Activity Report

For the week ending November 1, 2008 Week 44



### Quick Stats:

Iowa activity level: **No Activity<sup>1</sup>**  
 Lab-confirmed cases: 0  
 Sentinel % ILI<sup>2</sup>: 0.06% (threshold 2.1%)  
 Hospitalizations: 0  
 School % absence: 1.97% (threshold 3.06%)  
 School days ≥10% absence: 0

### Iowa activity summary:

No laboratory-confirmed cases of influenza have been reported to IDPH yet this season.

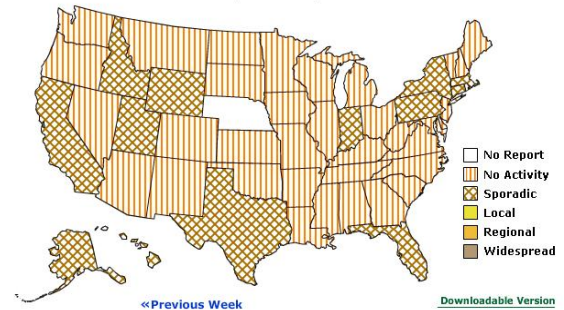
### National activity summary:

Thirteen states are reporting sporadic activity for the prior week.

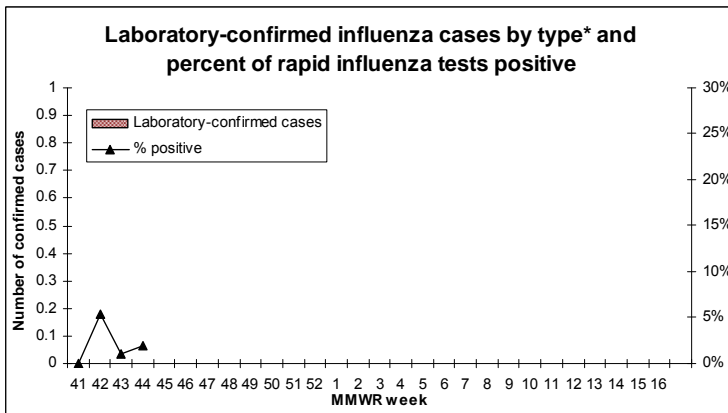
### Laboratory Data:

Laboratory-confirmed cases are primarily reported by the University Hygienic Laboratory (UHL). UHL also determines the type and strain (AH1, AH3). Influenza is not a required reportable disease. Laboratory data is used to confirm the presence of influenza and the types and strains circulating, not determine the exact number of cases in Iowa.

Weekly Influenza Activity Estimates Reported by State and Territorial Epidemiologists\*  
Week Ending October 25, 2008- Week 43



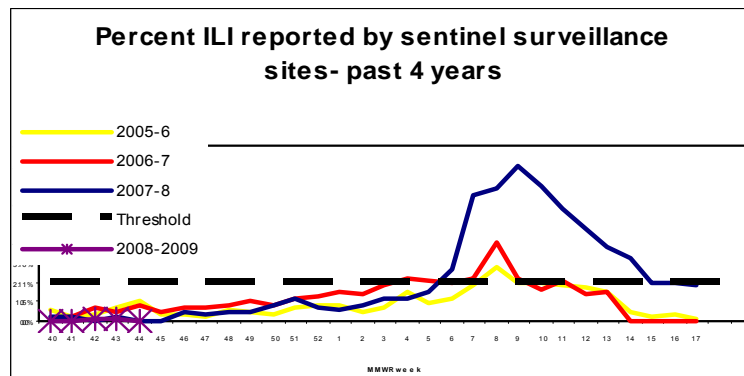
\*This map indicates geographic spread and does not measure the severity of influenza activity.



There were no laboratory-confirmed cases of influenza reported this week. The positive specimen was from one facility. Confirmatory testing was negative for influenza by PCR.

### Sentinel Provider Surveillance:

There are 15 sentinel surveillance sites throughout Iowa surveying patient populations for influenza-like illness (ILI).



MMWR week	44
# sites reporting	9
Age 0-4	0
Age 5-24	1
Age 25-64	1
Age over 64	0
Total ILI	2
Total patients	3138
% ILI	0.06%

### Hospital and Long-term Care Facility Surveillance:

<sup>1</sup> **No Activity:** No laboratory-confirmed cases of influenza and no reported increase in the number of cases of influenza-like illness (ILI).

**Sporadic:** Small numbers of laboratory-confirmed influenza cases or a single influenza outbreak has been reported, but there is no increase in cases of ILI.

**Local:** Outbreaks of influenza or increases in ILI cases and recent laboratory-confirmed influenza in a single region of the state.

**Regional:** Outbreaks of influenza or increases in ILI and recent laboratory-confirmed influenza in at least two but less than half the regions of the state.

**Widespread:** Outbreaks of influenza or increases in ILI cases and recent laboratory-confirmed influenza in at least half the regions of the state.

<sup>2</sup> Influenza-like illness is defined as fever ≥100°F and cough and/or sore throat.

\* Laboratory-confirmed cases do not include rapid influenza positives. **Count does not reflect ACTUAL number of flu cases in IA.**

Division of Acute Disease Prevention and Emergency Response  
 Center for Acute Disease Epidemiology

There are 24 hospitals participating in influenza surveillance. Hospitals track the total number of patients hospitalized weekly with influenza and/or pneumonia who also have a positive influenza laboratory result. The total number of patients surveyed this week was 5,814.

No cases of influenza were reported in long term care facilities for this reporting week.

**School Surveillance:**

There are approximately 50 school sites reporting into the IISN. All sites track the average number of students enrolled and the number absent due to illness weekly.

Number of sites reporting	27
Total students surveyed	16,593
Total absences due to illness	1,642
<b>Average percent absence due to illness</b>	<b>1.97%</b>
Median percent absence due to illness	2.24%
2007-2008 percent absence due to illness same week	1.85%

