



Iowa Influenza Surveillance Network (IISN)

Influenza and Other Respiratory Virus Weekly Activity Report

For the week ending December 20, 2008 Week 51



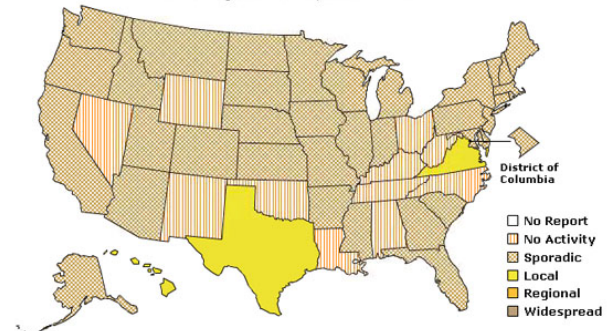
Influenza Quick Stats:

Iowa activity level: **Sporadic¹**
 Lab-confirmed cases: 1
 Sentinel % ILI²: 0.89% (threshold 2.1%)
 Hospitalizations: 0
 School % absence: 2.37% (threshold 3.06%)
 School days ≥10% absence: 0

Iowa activity summary: Influenza activity remains low. RSV activity has been high for this reporting week and there are sporadic reports of parainfluenza activity also.

National activity summary: Local flu activity was reported by three states. Sporadic activity was reported by 36 states and 11 reported no activity.

A Weekly Influenza Surveillance Report Prepared by the Influenza Division
Weekly Influenza Activity Estimates Reported by State and Territorial Epidemiologists*
Week Ending December 13, 2008- Week 50



*This map indicates geographic spread and does not measure the severity of influenza activity.

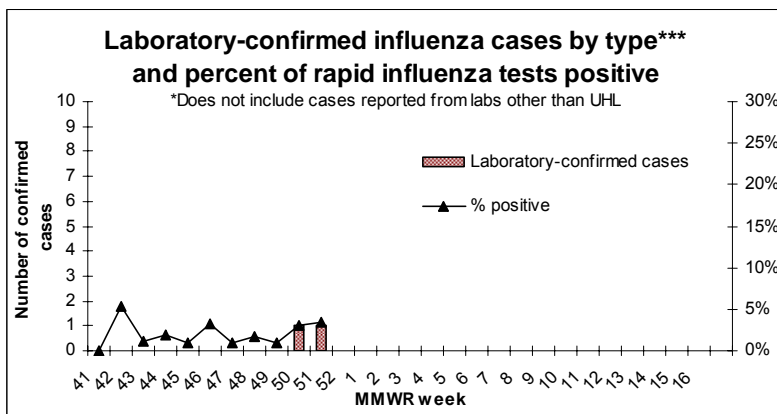
Influenza and Other Respiratory Viral Laboratory Data:

Laboratory-confirmed cases are primarily reported by the University Hygienic Laboratory (UHL). UHL also determines the type and strain (AH1, AH3). Influenza is not a required reportable disease. Laboratory data is used to confirm the presence of influenza and the types and strains circulating, not determine the exact number of cases in Iowa.

Region	INFLUENZA					RSV*		
	Tested	Flu A	Flu B	Both	% Positive	Tested	Positive	% Positive
Region 1- Boone, Calhoun, Carroll, Dallas, Greene, Grundy, Hamilton, Hardin, Jasper, Marshall, Polk, Poweshiek, Story, Tama, Warren, Webster	9	0	0	0	0.0%	3	0	0.0%
Region 2- Allamakee, Bremer, Butler, Cerro Gordo, Chickasaw, Emmet, Fayette, Floyd, Franklin, Hancock, Howard, Humboldt, Kossuth, Mitchell, Winnebago, Winneshiek, Worth, Wright	16	0	0	0	0.0%	3	0	0.0%
Region 3- Buena Vista, Cherokee, Clay, Crawford, Dickinson, Ida, Lyon, Monona, O'Brien, Osceola, Palo Alto, Plymouth, Pocahontas, Sac, Sioux, Woodbury	27	1	0	0	3.7%	8	3	37.5%
Region 4- Adair, Adams, Audubon, Cass, Clarke, Decatur, Fremont, Guthrie, Harrison, Madison, Mills, Montgomery, Page, Pottawattamie, Ringgold, Shelby, Taylor, Union	0	0	0	0	0.0%	5	1	20.0%
Region 5- Appanoose, Davis, Des Moines, Henry, Jefferson, Keokuk, Lee, Louisa, Lucas, Mahaska, Marion, Monroe, Muscatine, Van Buren, Wapello, Washington, Wayne	8	0	0	0	0.0%	14	5	35.7%
Region 6- Benton, Black Hawk, Buchanan, Cedar, Clayton, Clinton, Delaware, Dubuque, Iowa, Jackson, Johnson, Jones, Linn, Scott	112	5	0	0	4.5%	35	6	17.1%
TOTAL	172	6	0	0	3.5%	68	15	22.1%

*The CDC epidemic threshold for RSV is ~10% of all test results reported as positive.

**Additional RSV trends may be viewed at <http://www.cdc.gov/surveillance/nrvss/rsv/state.html>.



¹ **No Activity:** No laboratory-confirmed cases of influenza and no reported increase in the number of cases of influenza-like illness (ILI).

Sporadic: Small numbers of laboratory-confirmed influenza cases or a single influenza outbreak has been reported, but there is no increase in cases of ILI.

Local: Outbreaks of influenza or increases in ILI cases and recent laboratory-confirmed influenza in a single region of the state.

Regional: Outbreaks of influenza or increases in ILI and recent laboratory-confirmed influenza in at least two but less than half the regions of the state.

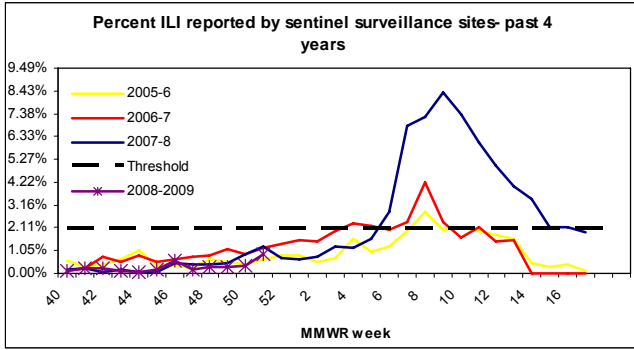
Widespread: Outbreaks of influenza or increases in ILI cases and recent laboratory-confirmed influenza in at least half the regions of the state.

² Influenza-like illness is defined as fever ≥100°F and cough and/or sore throat.

* Laboratory-confirmed cases do not include rapid influenza positives. **Count does not reflect ACTUAL number of flu cases in IA.**

Outpatient Health Care Provider Influenza Surveillance (Sentinel Surveillance):

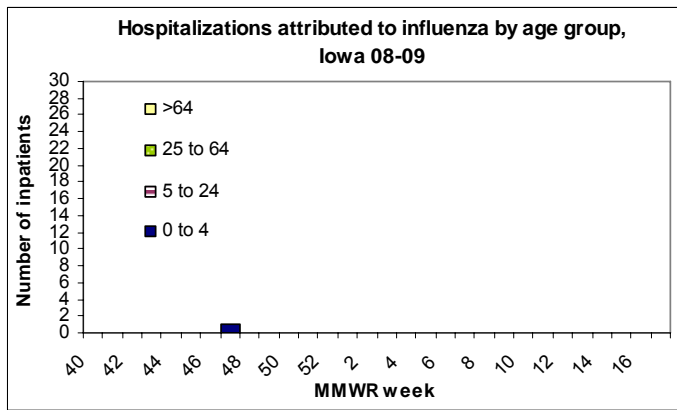
There are 18 sentinel surveillance sites throughout Iowa surveying patient populations for influenza-like illness (ILI).



# sites reporting	8
Age 0-4	5
Age 5-24	4
Age 25-64	2
Age over 64	0
Total ILI	11
Total patients	1,233
% ILI	0.89%

Hospital and Long-term Care Facility Influenza Surveillance:

There are 29 hospitals participating in influenza surveillance. Hospitals track the total number of patients hospitalized weekly with influenza and/or pneumonia who also have a positive influenza laboratory result. The total number of patients surveyed this week was 5,741.



No cases of influenza were reported in long term care facilities for this reporting week.

School Illness Surveillance:

There are approximately 50 school sites reporting into the IISN. All sites track the average number of students enrolled and the number absent due to illness weekly.

Number of sites reporting	20
Total students surveyed	12,294
Total absences due to illness	1,413
Average percent absence due to illness	2.37%
Median percent absence due to illness	2.35%
2007-2008 percent absence due to illness same week	2.51%

