



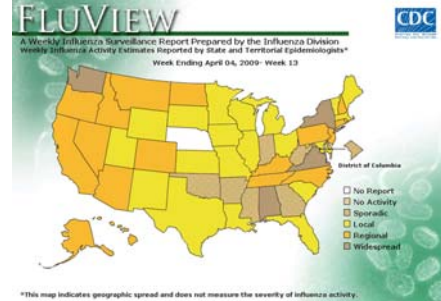
# Iowa Influenza Surveillance Network (IISN)

## Influenza and Other Respiratory Virus Weekly Activity Report

For the week ending April 11, 2009 Week 14

### Influenza Quick Stats:

Iowa activity level: **Local<sup>1</sup>**  
 Lab-confirmed cases: 7  
 Sentinel % ILI<sup>2</sup>: 2.35% (threshold 2.1%)  
 Hospitalizations: 3  
 School % absence: 2.28% (threshold 3.06%)  
 School days ≥10% absence: 2



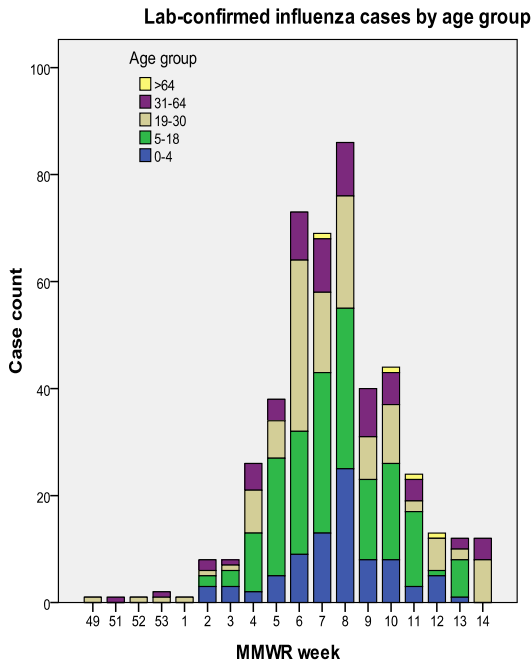
**Iowa activity summary:** UHL confirmed two cases of influenza AH1, three cases of AH3, and two cases of influenza B this week. Overall flu activity has gone down with RSV approaching the threshold of 10%. Four cases of influenza were reported this week in long-term care facilities with all cases vaccinated for flu this season.

**National activity summary:** Widespread influenza activity was reported by four states. Regional influenza activity was reported by 18 states. Local influenza activity was reported by 20 states. Sporadic activity was reported by the District of Columbia and seven states. One state did not report.

**National virologic surveillance:** WHO and NREVSS collaborating laboratories located in all 50 states and Washington D.C. report to CDC the number of respiratory specimens tested for influenza each week. The results of tests performed during the current week and cumulative totals for the season are 67.9% influenza A and 32.1% influenza B. Since week 2 (the week ending January 17, 2009), when influenza activity increased nationally, influenza A (H1) viruses have predominated during the season overall. However, while influenza activity continues to decrease nationally, the relative proportion of influenza B viruses is increasing nationally and regionally.

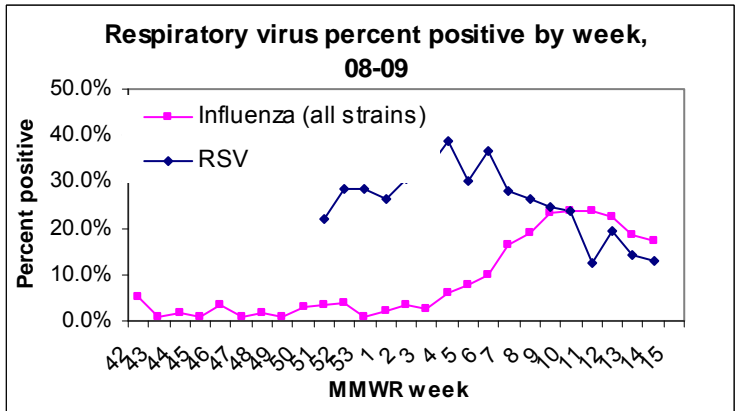
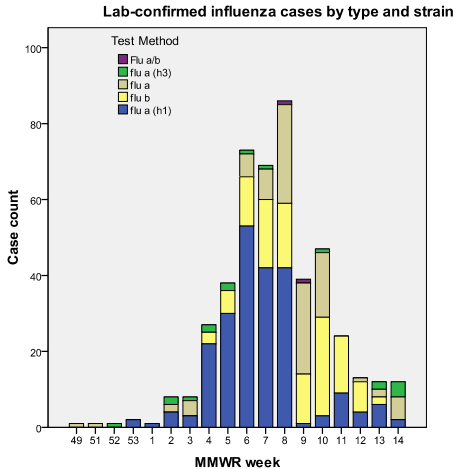
**Antiviral resistance:** Since October 1, 2008, 699 influenza A (H1N1), 103 influenza A(H3N2), and 274 influenza B viruses have been tested for resistance to the neuraminidase inhibitors (oseltamivir and zanamivir). Six hundred eighty-three influenza A (H1N1) and 100 influenza A (H3N2) viruses have been tested for resistance to the adamantanes (amantadine and rimantadine). Influenza A (H1N1) viruses from 44 states have been tested for antiviral resistance to oseltamivir so far this season. To date, all influenza A (H3N2) viruses tested are resistant to the adamantanes and all oseltamivir-resistant influenza A (H1N1) viruses tested are sensitive to the adamantanes. Nationally, influenza A (H1N1) viruses have predominated during the season overall. While influenza activity continues to decrease nationally, the relative proportion of influenza B viruses is increasing. CDC issued interim recommendations for the use of influenza antiviral medications in the setting of oseltamivir resistance among circulating influenza A (H1N1) viruses on December 19, 2008. These interim recommendations are available at <http://www2a.cdc.gov/HAN/ArchiveSys/ViewMsgV.asp?AlertNum=00279>.

**Laboratory-confirmed cases:** (excludes rapid test positives; only weeks with cases are included in the table; includes several labs)



MMWR_wk	flu a (h1), pcr	flu a (h3), pcr	flu a, pcr	Flu a/b	flu b, pcr	Total
49	0	0	1	0	0	1
51	0	0	1	0	0	1
52	0	1	0	0	0	1
53	2	0	0	0	0	2
1	1	0	0	0	0	1
2	4	2	2	0	0	8
3	3	1	4	0	0	8
4	22	2	0	0	3	27
5	30	2	0	0	6	38
6	53	1	6	0	13	73
7	42	1	8	0	18	69
8	42	0	26	1	17	86
9	1	0	24	1	13	40
10	3	1	17	0	26	47
11	9	0	0	0	15	24
12	4	0	1	0	8	13
13	6	2	2	0	2	12
14	2	4	6	0	0	12
<b>Total</b>	<b>224</b>	<b>17</b>	<b>98</b>	<b>2</b>	<b>121</b>	<b>463</b>

**Local:** Outbreaks of influenza or increases in ILI cases and recent laboratory-confirmed influenza in a single region of the state.  
**Regional:** Outbreaks of influenza or increases in ILI and recent laboratory-confirmed influenza in at least two but less than half the regions of the state.  
**Widespread:** Outbreaks of influenza or increases in ILI cases and recent laboratory-confirmed influenza in at least half the regions of the state.  
<sup>2</sup> Influenza-like illness is defined as fever ≥100°F and cough and/or sore throat.



**Influenza and Other Respiratory Viral Laboratory Data:**

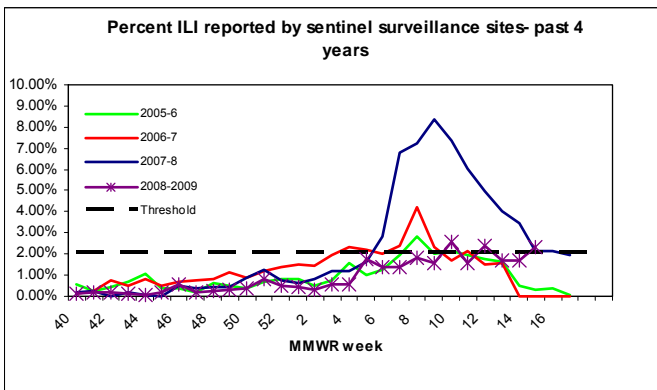
Laboratory-confirmed cases are primarily reported by the University Hygienic Laboratory (UHL) only. UHL also determines the type and strain (AH1, AH3). Influenza is not a required reportable disease. Laboratory data is used to confirm the presence of influenza and the types and strains circulating, not determine the exact number of cases in Iowa.

Region	INFLUENZA					RSV*		
	Tested	Flu A	Flu B	Both	% Positive	Tested	Positive	% Positive
<b>Region 1-</b> Boone, Calhoun, Carroll, Dallas, Greene, Grundy, Hamilton, Hardin, Jasper, Marshall, Polk, Poweshiek, Story, Tama, Warren, Webster	97	5	7	0	12.4%	40	5	12.5%
<b>Region 2-</b> Allamakee, Bremer, Butler, Cerro Gordo, Chickasaw, Emmet, Fayette, Floyd, Franklin, Hancock, Howard, Humboldt, Kossuth, Mitchell, Winnebago, Winneshiek, Worth, Wright	34	2	3	0	14.7%	9	1	11.1%
<b>Region 3-</b> Buena Vista, Cherokee, Clay, Crawford, Dickinson, Ida, Lyon, Monona, O'Brien, Osceola, Palo Alto, Plymouth, Pocahontas, Sac, Sioux, Woodbury	46	4	3	0	15.2%	14	3	21.4%
<b>Region 4-</b> Adair, Adams, Audubon, Cass, Clarke, Decatur, Fremont, Guthrie, Harrison, Madison, Mills, Montgomery, Page, Pottawattamie, Ringgold, Shelby, Taylor, Union	24	1	1	2	16.7%	22	4	18.2%
<b>Region 5-</b> Appanoose, Davis, Des Moines, Henry, Jefferson, Keokuk, Lee, Louisa, Lucas, Mahaska, Marion, Monroe, Muscatine, Van Buren, Wapello, Washington, Wayne	68	2	3	0	7.4%	46	6	13.0%
<b>Region 6-</b> Benton, Black Hawk, Buchanan, Cedar, Clayton, Clinton, Delaware, Dubuque, Iowa, Jackson, Johnson, Jones, Linn, Scott	505	46	56	0	20.2%	92	10	10.9%
<b>TOTAL</b>	<b>774</b>	<b>60</b>	<b>73</b>	<b>2</b>	<b>17.4%</b>	<b>223</b>	<b>29</b>	<b>13.0%</b>

\*The CDC epidemic threshold for RSV is ~10% of all test results reported as positive. Additional RSV trends may be viewed at <http://www.cdc.gov/surveillance/nrevss/rsv/state.html>.

**Outpatient Health Care Provider Influenza Surveillance (Sentinel Surveillance):**

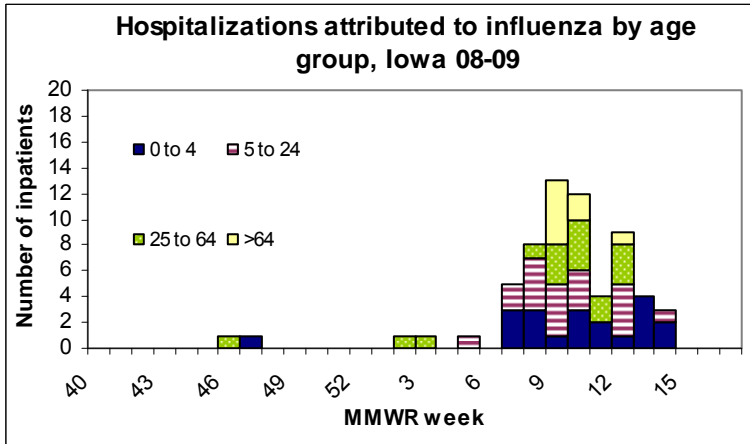
There are 18 sentinel surveillance sites throughout Iowa surveying patient populations for influenza-like illness (ILI).



<b># sites reporting</b>	<b>8</b>
Age 0-4	9
Age 5-24	21
Age 25-64	3
Age over 64	0
Total ILI	33
Total patients	1,399
<b>% ILI</b>	<b>2.35%</b>

**Hospital and Long-term Care Facility Influenza Surveillance:**

There are 29 hospitals participating in influenza surveillance. Hospitals track the total number of patients hospitalized weekly with influenza and/or pneumonia who also have a positive influenza laboratory result. The total number of patients surveyed this week was 4,363.



There were four cases of influenza reported in long-term care facilities. These cases were vaccinated for influenza.

**School Illness Surveillance:**

There are approximately 50 school sites reporting into the IISN. All sites track the average number of students enrolled and the number absent due to illness weekly. Two schools reported absence greater than 10%.

<b>Number of sites reporting</b>	<b>19</b>
Total students surveyed	12,924
Total absences due to illness	1,271
<b>Average percent absence due to illness</b>	<b>2.28%</b>
Median percent absence due to illness	2.20%
2007-2008 percent absence due to illness same week	2.00%

