



Animal Industry News

Volume 9, Issue 1

March, 2008

From Secretary of Agriculture Bill Northey..

It's amazing to realize that I've been at this job for more than a year now. It has certainly been very eventful and extremely busy, but I've enjoyed every minute of it.

A large part of what has made it so enjoyable is the wonderful people I've gotten to meet and also work with here at the Department. Everyone I've worked with here is truly committed to serving the people of Iowa and that positive attitude excites me as we begin another year.

I know you are on the front lines of protecting animal health within the state and I want to thank you for your efforts. We certainly had some animal health scares and many threats remain. But, we continue to make good progress in efforts to protect the state from a wide variety of diseases, including Avian Influenza, PRV, Tuberculosis, Brucellosis...

I will again be visiting each of Iowa's 99 counties during the year and hope you will stop by when I'm in your area if it works with your schedule. You can follow where I'm going to be on the Department's website at www.iowaAgriculture.gov.

"Thanks again" for all you do and look forward to continuing to work with you to promote animal health across the state.

Bill Northey
Secretary of
Agriculture

Karey Claghorn
Deputy Secretary of
Agriculture

David D. Schmitt,
D.V.M.
State Veterinarian

Randy L. Wheeler,
D.V.M.
John's Program
Coordinator

Web Site:
[.agriculture.state.ia.us/animalIndustry.htm](http://agriculture.state.ia.us/animalIndustry.htm)



Table of Contents

Ways to Contact Us	
Iowa Board of Veterinary Medicine Disease Status	2
Iowa Scrapie Program	3
State Veterinarian Directory	4
Iowa Premises Registration	5
Feral Swine	6
IVRRT Pseudorabies	7
State District Vet map IDALS Field Staff	8
Avian Influenza Dangerous Animals	9
Equine West Nile Virus Electronic CVI	10
State/Federal Coop Vet District map USDA Field Staff	11
Tuberculosis Update	12
Tuberculosis Continued	13
Chronic Wasting Disease CWD Continued	13
CWD Continued	14
CWD Continued	15
John's Program Update	16
2007 Iowa Rabies Map	17

Iowa Board of Veterinary Medicine

Sarah Garst, D.V.M., Chair
Garst West Veterinary Hospital
1215 Prospect Avenue
West Des Moines, IA 50265
515-224-9747 (Work)

Leslie C. Hemmingson, D.V.M.
Le Mars Veterinary Clinic
724 Plymouth Street SW
Le Mars, IA 51031
712-546-6040 (Work)

Tom Colvin
5452 N.E. 22nd St.
Des Moines, IA 50313
515-262-9503 Ext. 103
(Work)

Dean B. Upton, D.V.M.
Urban Pet Hospital and Resort
3601 104th Street
Urbandale, IA 50322
515-727-0607 (Work)

Anne M. Duffy
Kirkwood Community College
6301 Kirkwood Blvd. SW
Cedar Rapids, IA 52406
319-398-4978 (Work)

Iowa Board of Veterinary Medicine

The Iowa Board of Veterinary Medicine welcomes Dr. Dean B. Upton, Urban Pet Hospital and Resort, Urbandale, Iowa. Governor Culver appointed Dr. Upton to the Board effective May 1, 2007. Dr. Upton replaces Dr. Earl Goerdt, Tri-Vet Associates, Inc.

Veterinary License Renewals

The veterinary license renewals and the continuing education record form will be mailed in early April 2008. The license will lapse June 30, 2008 if the Vet Board does not receive the renewal slip, fee and the continuing education record by that date. Address changes at the time of renewal should be listed on the back of the renewal slip. Please remember it is your responsibility to notify the Vet Board of any change of address during the licensing triennium.

Registered Veterinary Technician Renewals

The veterinary technician registration renewals and the continuing education record form will be mailed in early October 2008. The registration will lapse December 31, 2008 if the Vet Board does not receive the renewal slip, fee and the continuing education record by that date. Address changes at the time of renewal should be listed on the back of the renewal slip. Please remember it is your responsibility to notify the Vet Board of any change of address during the registration triennium.

Examinations

The next NAVLE Exam for 4th year veterinary students enrolled and who will be graduating from any AVMA accredited or listed school of veterinary medicine is April 7-19, 2008. The next National and State Exam for the veterinary technicians enrolled and will be graduating from any AVMA accredited veterinary technician program is June 20, 2008.

Proposed Administrative Rules

The date for filing the proposed draft of the Administrative Rules is unknown as of this writing. The draft will be posted on the Iowa Department of Agriculture and Land Stewardship website for viewing. The website address is www.iowaAgriculture.gov. If you wish to make comment on the proposed rules, please mail your comments to Iowa Board of Veterinary Medicine, Wallace State Office Building, 502 E. 9th Street, Des Moines, Iowa 50319 or email your comments to Margaret Thomson at margaret.thomson@iowaAgriculture.gov, please put in the subject line Comments – Proposed IBVM Administrative Rules.

Ways To Contact Us:

Secretary of Agriculture
Bill Northey
515.281.5322

Deputy Secretary
Karey Claghorn 515.281.5322

State Veterinarian
David D. Schmitt, D.V.M.
david.schmitt@iowaAgriculture.gov
515.281.8601

Jean Saner, Secretary
to Assistant State Veterinarian
515.281.7583

Dee Clausen,
Administrative Assistant
to State Veterinarian
515.281.5303

Brand Recorder
Mary Fischer
515.281.3338

Farm Deer Program Coordinator
Karen Gideon
515.242.5950

Premises Registration
888.778.7675

Johne's Program
Randy Wheeler, D.V.M.
515.281.0866

Katie Hyde, Johnes/Pseudorabies
515.281.6358

Iowa Board of Veterinary Medicine
Ginny Eason
515.281.8617

Import Permits
Janet Bowers
515.281.5547

Brucellosis/Calfhood vaccination
Karla Crawford
515.281.8285

Supplies
Bob Peterson
515.281.5155

Animal Industry Fax
515.281.4282

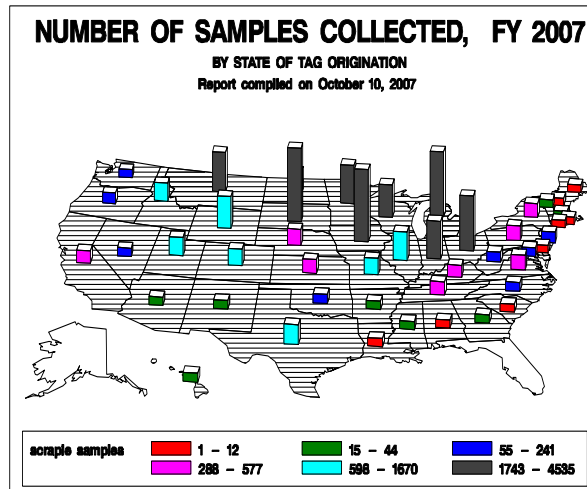
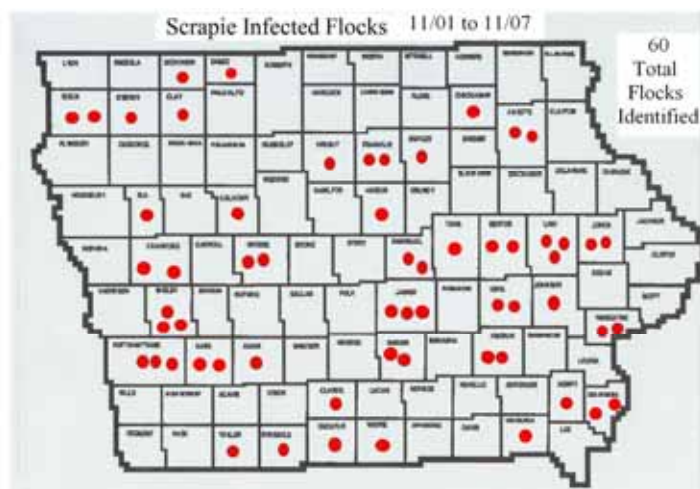
General Information
515.281.5305

Iowa Scrapie Program

Dr. Pamela L. Smith & Dr. Sharon K. Fairchild
Designated Scrapie Epidemiologists

Iowa Progress: Since the program began in 11/01, 60 scrapie-infected flocks have been found in Iowa, with 7 of those found in 2007. Each year the number of flocks found to be infected with scrapie decreases in Iowa, so we are hopeful that we are making real progress. Most infected flocks are found through scrapie slaughter surveillance of adult breeding sheep. Although not all adult ewes are tested at slaughter, records show that among our Iowa sheep flocks with more than 50 head, that 70% of them have had at least one ewe sampled for scrapie at slaughter.

National Progress: As a result of a good collaborative effort between the sheep industry and the government, there has been a 34% decrease, between 2006 and 2007 in the percent of scrapie-positive sheep tested at slaughter, and the number of infected flocks also dropped by 38%. These drops were observed even though the number of sheep sampled at slaughter every year has increased. These numbers indicate that we are truly making progress in eradicating scrapie from the U.S. A total of 329 scrapie-infected sheep were found nationally testing during fiscal year 2007 through a combination of slaughter and on-the-farm testing. Twenty-four of those sheep were found in Iowa, with ten of those found at slaughter and the rest through on-the-farm testing that results from animals traced from infected flocks and animals found in infected flocks.



Scrapie Goat Prevalence: A nationwide program at slaughter plants began in May, 2007, to test adult goats at slaughter to try to estimate the percentage of goats that are scrapie-infected. It is believed that the number of goats infected with scrapie in the U.S. is probably below 0.1%, and so far this seems to be accurate since 1,268 goats have been tested and they were all negative. Slaughter testing on adult goats will continue across the country. There have been 19 cases of scrapie found in goats in the U.S. since 1990—these have been found primarily in goats that resided with scrapie-infected sheep. In 2007, however, Colorado had a scrapie-positive goat that had not had any contact with sheep. As a result USDA has additional requirements for CO goats, and now all sexually intact goats over 18 months of age originating from CO must have scrapie ID in order to move interstate. Iowa has not found any scrapie-infected goats since before 1990.

RR Scrapie Resistant Rams: Using rams that are “RR” genotype produces offspring sheep that are resistant to scrapie. By saving back offspring by these rams and eventually culling out older ewes you can “scrapie proof” your flock. For some time now the state has been offering **Free Ram Testing**—where a state or federal veterinarian collects a blood sample from your ram(s) which is tested to find out whether your rams have the RR genotype. We hope that this program will continue into the future, depending on federal funding. For more information on ram testing call (515) 242-5950. And don’t forget if you or someone you know wishes to

Sell or Buy RR Rams please look at the Iowa Department of Agriculture and Land Stewardship (IDALS) Scrapie web pages under “Animal Diseases” at www.iowaAgriculture.gov.

It’s all about ID: The success of the Iowa Scrapie Program is due to our producers, markets, and dealers doing an excellent job getting sheep properly identified. Iowa has received national recognition for our superior program. ID requirements for sheep and goats are also listed on the IDALS website (as above).

Questions? Get your scrapie questions answered by calling the Iowa Scrapie Program coordinators: Dr. Pam Smith with IDALS at (515) 669-5633, and Dr. Sharon Fairchild with USDA at (515) 669-3727.

<u>STATE</u>	<u>STATE VETERINARIAN</u>	<u>OFFICE PHONE</u>	<u>PERMIT PHONE</u>
ALABAMA	Dr. Tony Frazier	(334) 240-7255	(334) 240-7255
ALASKA	Dr. Robert Gerlach	(907) 375-8200	(907) 375-8200
ARIZONA	Dr. Richard D. Willer	(602) 542-4293	(602) 542-4293
ARKANSAS	Dr. George Badley	(501) 907-2400	(501) 907-2400
CALIFORNIA	Dr. Richard E. Breitmeyer	(916) 654-0881	(916) 654-1447
COLORADO	Dr. John Maulsby	(303) 239-4161	(303) 239-4159
CONNECTICUT	Dr. Mary Jane Lis	(860) 713-2505	(860) 713-2504
DELAWARE	Dr. Sara Busch (acting)	(302) 739-4811	(302) 739-4811
FLORIDA	Dr. Thomas Holt	(850) 410-0900	(850) 410-0900
GEORGIA	Dr. Carter Black	(404) 656-3671	(404) 656-3667
HAWAII	Dr. James M. Foppoli	(808) 483-7100	(808) 836-3228
IDAHO	Dr. Greg Ledbetter	(208) 332-8540	(208) 332-8540
ILLINOIS	Dr. Mark Ernst	(217) 782-4944	(217) 782-4944
INDIANA	Dr. Bret D. Marsh	(317) 227-0300	(317) 227-0316
IOWA	Dr. David D. Schmitt	(515) 281-7583	(515) 281-5547
KANSAS	Mr. George Teagarden	(785) 296-2326	(785) 296-2328
KENTUCKY	Dr. Robert Stout	(502) 564-3956	(502) 564-3956
LOUISIANA	Dr. Henry Moreau	(225) 925-3980	(225) 925-3980
MAINE	Dr. Donald E. Hoenig	(207) 287-3701	(207) 287-3701
MARYLAND	Dr. Guy Hohenhaus	(410) 841-5810	(410) 841-5810
MASSACHUSETTS	Dr. Lorraine O'Connor	(617) 626-1795	(617) 626-1795
MICHIGAN	Dr. Steven Halstead	(517) 373-1077	(517) 373-1077
MINNESOTA	Dr. Bill Hartmann	(651) 296-2942	(651) 201-6832
MISSISSIPPI	Dr. James A Watson	(601) 359-1170	(601) 359-1170
MISSOURI	Dr. Taylor Woods (acting)	(573)-751-3377	(573) 751-4359
MONTANA	Dr. Martin Zaluski	(406) 444-2043	(406) 444-2976
NEBRASKA	Dr. Dennis A. Hughes	(402) 471-2351	(402) 471-2351
NEVADA	Dr. Roger Works	(775) 688-1182	(775) 688-1182
NEW HAMPSHIRE	Dr. Stephen K. Crawford	(603) 271-2404	(603) 271-2404
NEW JERSEY	Dr. Nancy E. Halpern	(609) 292-3965	(609) 292-3965
NEW MEXICO	Dr. Dave Fly	(505) 841-6161	(800) 468-6884
NEW YORK	Dr. M. John Huntley	(518) 457-3502	(518) 457-3502
NORTH CAROLINA	Dr. David T. Marshall	(919) 733-7601	(919) 733-7601
NORTH DAKOTA	Dr. Susan Keller	(701) 328-2655	(701) 328-2655
OHIO	Dr. Tony M. Forshey	(614) 728-6220	(614) 728-6220
OKLAHOMA	Dr. Becky L. Brewer	(405) 522-6131	(405) 522-6141
OREGON	Dr. Don Hansen	(503) 986-4680	(503) 986-4679
PENNSYLVANIA	Dr. Paul Knepley	(717) 783-6677	(717) 783-5301
PUERTO RICO	Dr. Dario Gonzalez	(787) 796-1650	(787) 796-1650
RHODE ISLAND	Dr. Scott Marshall	(401) 222-2781	(401) 222-2781
SOUTH CAROLINA	Dr. John Caver	(803) 788-2260	(803) 788-2260
SOUTH DAKOTA	Dr. Sam Holland	(605) 773-3321	(605) 773-3321
TENNESSEE	Dr. Ronald B. Wilson	(615) 837-5120	(615) 837-5120
TEXAS	Dr. Robert Hillman	(512) 719-0700	(512) 719-0777
UTAH	Dr. Earl Rogers	(801) 538-7162	(801) 538-7164
VERMONT	Dr. Kerry A Rood	(802) 828-2421	(802) 828-2421
VIRGINIA	Dr. Richard Wilkes	(804) 786-2483	(804) 786-2481
WASHINGTON	Dr. Leonard Eldridge	(360) 902-1878	(360) 902-1878
WEST VIRGINIA	Dr. L. Joe Starcher	(304) 558-2214	(304) 558-2214
WISCONSIN	Dr. Robert Ehlenfeldt	(608) 224-4872	(608) 224-4878
WYOMING	Dr. Walter E. Cook	(307) 777-6443	(307) 777-7515
CANADA	Dr. Brian Evans (director)	(613) 225-3775	

Premise Identification
Protect Your Premises, Protect Your Industry
Premises Registered by County
As of 2/15/2008

County	County totals	County	County totals	County	County totals
Adair	153	Floyd	149	Monona	108
Adams	84	Franklin	175	Monroe	92
Allamakee	363	Fremont	71	Montgomery	77
Appanoose	124	Greene	143	Muscatine	152
Audubon	124	Grundy	140	O'Brien	243
Benton	253	Guthrie	168	Osceola	132
Black Hawk	156	Hamilton	327	Page	147
Boone	131	Hancock	152	Palo Alto	246
Bremer	173	Hardin	234	Plymouth	330
Buchanan	230	Harrison	127	Pocahontas	91
Buena Vista	264	Henry	195	Polk	105
Butler	166	Howard	333	Pottawattamie	234
Calhoun	140	Humboldt	212	Poweshiek	194
Carroll	321	Ida	103	Ringgold	93
Cass	168	Iowa	202	Sac	189
Cedar	335	Jackson	304	Scott	270
Cerro Gordo	105	Jasper	245	Shelby	186
Cherokee	226	Jefferson	139	Sioux	426
Chickasaw	195	Johnson	336	Story	240
Clarke	121	Jones	340	Tama	198
Clay	220	Keokuk	176	Taylor	195
Clayton	963	Kossuth	289	Union	133
Clinton	389	Lee	162	Van Buren	182
Crawford	250	Linn	232	Wapello	124
Dallas	310	Louisa	113	Warren	192
Davis	223	Lucas	100	Washington	292
Decatur	123	Lyon	251	Wayne	107
Delaware	1003	Madison	212	Webster	254
Des Moines	93	Mahaska	201	Winnebago	159
Dickinson	115	Marion	183	Winneshiek	292
Dubuque	360	Marshall	172	Woodbury	165
Emmet	109	Mills	71	Worth	202
Fayette	283	Mitchell	365	Wright	198
Floyd	149			TOTAL	21,143

Feral Swine

Feral Swine Report for Southwest Iowa

Since the beginning of 2007, when several feral swine were spotted in the Hamburg, Iowa area in southern Fremont County, there have been very few spotted county-wide. DNR officials keep us well informed as to movement and sightings in these areas. A boar that commingled twice with a commercial operation south of Thurman was killed by the owner in March and was negative for PRV and Brucellosis. The commercial herd was tested and was negative also. It was the only herd in the area that was required to be tested in 2007.

DNR personnel believe that the reported animals probably moved into the northern counties of Missouri, and Iowa has not asked for their return. DNR had a very successful campaign of trappings of these critters in 2006, but 2007 was much different. Whether they are becoming more educated with hunters and traps, or becoming more nocturnal, these and other reasons could be the cause for the decreased sightings.

DNR is in the process of interviewing prospective summer help for this area in Iowa and one of the responsibilities will be the feral swine issue. Hopefully, they will have more success in 2008.

James L. Johnson, D.V.M.
District State Veterinarian

Feral Swine Report for Southeast Iowa

The early part of 2007 had a significant amount of feral swine activity in Louisa County. In mid January there were several sightings southeast of Columbus Junction. There was at least one neighborhood hunt resulting in the killing of 15 feral swine. This occurred in the same area that had reported several sightings and kills over the last two or three years. Later in the spring of 2007 there were two more kills in this area.

In the late spring and early summer of 2007, the Iowa DNR hired a non-DNR person to canvas several landowners in this general area to question them about feral swine activity and sighting. The resulting information indicated that the activity and sightings as well as kills had dramatically fallen off since late winter and early spring. When I consulted with the DNR wildlife biologists in southeast Iowa this week, they said that they had not had any sightings or kills reported from this area southeast of Columbus Junction during the summer or fall of 2007.

They did however indicate that they have had reports of a sighting and the killing of two feral swine north of Columbus Junction. This new area is southeast of Cone Marsh, which is located near the town of Conesville. This report was during the second shotgun deer season, which was approximately December 8,9,10. DNR suspects that these sightings and kill may be the result of another release of feral swine during the last several months. This is significant in that this is the first time that feral swine have been detected east of the Iowa River. Earlier in September of 2007 there was a sighting of two feral swine in this same general area.

During mid year 2007 Federal Compliance personnel conducted an investigation into the alleged transport and release of feral swine in Louisa County. This investigation resulted in a Louisa County resident admitting that he had indeed imported feral swine into Iowa and did in fact release them in Louisa County. This individual has agreed to immediately cease and desist any further such actions.

With no more new feral swine being introduced into Louisa County, the current population will hopefully be eliminated along with the disease threat to our domestic swine population.

Dr. Robert Welander, D.V.M.
District State Veterinarian

IVRRT 2007 Review

IVRRT Introduces Deployment Scenario with Virtual Exercise

Practicing for a disaster is part of the world of emergency management. However, with our private sector veterinary response team, the challenge is to provide training that makes efficient use of available time, and still give team members a sense of involvement and perspective on how a foreign animal disease deployment would unfold. The answer was to hold a two-week virtual exercise.

IDALS hosted conference calls every weekday morning for the last 2 weeks of June, 2007. Members called in to a large capacity toll free conference system. State and federal veterinarians then walked the teams through a progression of events as they might unfold in real life. The exercise introduced general incident command principles by creating section chiefs and team assignments that the command staff moved from county to county as the event progressed. The virtual exercise also tested the capacity of IDALS to communicate with hundreds of team members at the same time.

Over 125 IVRRT members participated at least one or more days of the exercise, and about 70 members had excellent attendance. Any DVM, AHT or RVT that would like to review the exercise material can qualify for 4 CE credits.

Contact Mark Shearer at 515-281-5798.

Annual IVRRT Seminar Focuses on Avian Influenza

Preparation for an avian influenza outbreak, and the interface with Public Health agencies in case of an influenza pandemic, were main topics of the IVRRT seminar held in September, 2007. Over 170 IVRRT members attended the annual event that also included

state specialty team information from Homeland Security, and breakout sessions to introduce team-specific concepts for future training.

Iowa Hosts first National Veterinary Stockpile Exercise

USDA and IDALS held a joint exercise the last week of October to test deployment of the National Veterinary Stockpile. USDA's Dr. Kevin Petersburg (AVIC) and IDALS' Dr. Dave Schmitt (State Veterinarian) actually made the call requesting assets be deployed to Iowa to vaccinate potentially vulnerable genetic poultry stock during a mock avian influenza outbreak. Trucks from several warehouse locations brought pallets of supplies to a warehouse, and the material was distributed to two production operations. On the third day, the product was returned to the warehouse and shipped back to its point of origin.

The deployment tested numerous objectives including making the request, material handling and inventory, distribution and communications. An extensive after action report will assist the state and USDA with refining plans for future deployments and exercises with other states.

Mark Shearer

Center for Agriculture Security

Iowa Department of Agriculture and Land Stewardship
(515) 281-5798 office

(515) 281-8676 fax

MSHEARER@atix.riss.net (secure)

www.iowaAgriculture.gov

Pseudorabies (PRV) 2008 Dr. Randy Wheeler and Katie Hyde

Iowa was granted Stage V status by USDA in 2004, but PRV surveillance continues.

In 2008, the fee basis for drawing blood samples for PRV, in regard to the Pseudorabies Control and Eradication Project, will increase from \$4.50 to \$5.00. The herd stop fee remains at \$20 for the accredited veterinarian.

Swine Exhibition requirements for 2008 involving PRV:

1. No testing is required for swine at an exhibition that involves only market classes, provided all swine are consigned directly to a slaughter establishment from the exhibition. Swine leaving the exhibition from a market class must be consigned and moved direct to a slaughtering establishment.
2. Swine that return from an exhibition to the home herd or that are moved to a purchaser's herd following an exhibition or consignment sale must be isolated and retested negative for Pseudorabies not less than 30 and not more than 60 days after reaching their destination. (Code of Iowa 166D.13(2)).

Avian Influenza (High and Low Pathogenic AI Surveillance Programs)

By Dr. Randy Wheeler and Jean Saner

Iowa continues to participate in High Path H5 & H7 Avian Influenza (AI) Surveillance and Awareness Program and a Low Pathogenic H5 & H7 AI surveillance and educational outreach cooperative agreement with USDA. Surveillance of small poultry and bird flocks at swap meets for highly pathogenic H5 & H7 AI is a voluntary program and all tests have been negative. Iowa is number one in layers (55 million) and number ten in turkey production (over 8 million). The primary focus for this testing has been around large commercial poultry operations in the state. In addition, AI testing was completed in the entire Iowa Department of Public Health encephalitides sentinel flocks located around the state. This has provided an excellent opportunity to increase awareness about avian influenza, offer voluntary free testing and to provide information about biosecurity. All tests are polymerase chain reaction (PCR) from swab sampling of the trachea, cloaca or fresh feces. This program will continue in 2008.

In order to maximize funding, the focus for the low pathogenic AI surveillance program, Iowa county fairs and the Iowa State Fair were targeted for voluntary surveillance testing of ducks and geese for low pathogenic H5 & H7 avian influenza and to provide 4-H & FFA poultry exhibitors with bird biosecurity information. Testing of backyard waterfowl owned by exhibitors was intended to aid in early detection of avian influenza in birds with a greater risk of potential exposure to migrating wild waterfowl which can be carriers of H5 and H7 avian influenza, and Iowa, of course, is in the Mississippi and Missouri flyways. Of the possible 104 fairs, eighty-three (83) fairs participated and ~350 samples were taken by non-invasive fresh fecal samples and all test results were NEGATIVE. Twenty percent (20%) of the domestic waterfowl tested were geese.

The fairs were very receptive and appreciative of the efforts of our field staff that performed the testing and provided informational materials. With the success of this program, a similar voluntary Low Path AI project will be conducted in 2008.

Avian influenza continues to be of great concern. Commercial producers are required to have surveillance testing for H5 & H7 avian influenza. Highly pathogenic avian influenza is a reportable disease.

If you would like more information about avian influenza and biosecurity of backyard flocks, please contact our office. We can help to provide you with educational materials for your 4-H and FFA exhibitors who raise poultry.

IOWA DEPARTMENT OF AGRICULTURE SEEKS TO INFORM IOWANS OF REQUIREMENTS IN "DANGEROUS WILD ANIMALS" BILL PASSED BY LEGISLATURE IN 2007

Iowa Code of Law chapter 717F prohibits Iowans from owning or possessing a dangerous wild animal, the breeding of a dangerous wild animal, and makes it illegal to transport a regulated animal into the state. The legislation does allow current owners of dangerous wild animals to continue to own the animal if they meet several guidelines. One requirement is that owners must also have a \$100,000 liability insurance policy for the animal with a deductible that does not exceed \$250.

The Iowa Legislature spoke in passing this bill that the public should have more protections from these animals and the Department is now trying to act to make sure we enforce the legislation in accordance with the legislature's intent.

Current owners can keep their animals if they, among other things, are 18 years or older, have never been accused of animal neglect, has not had a permit or license revoked to operate an establishment that sells or breeds animals, has not been convicted of a felony or drug offense in the last 10 years, has the animal implanted with an electronic ID device by August 29, 2007, and registers the animal with IDALS by December 31, 2007.

A number of individuals and organizations are exempted from the law. Exemptions include accredited or certified zoos, wildlife sanctuaries, person issued a falconry license by DNR, assistive animals, a person who owns an animal as an agricultural animal, facilities licensed by USDA, circuses, the Iowa State Fair, research facilities, veterinarians, animal shelters, animal wardens and others. A complete list is included in the legislation.

To cover the costs of regulating the animals, the Department is allowed to charge an annual registration fee.

A person who violates this Chapter is subject to a civil penalty of not less than \$250 and not more than \$2,000 for each violation. A person who intentionally causes a dangerous wild animal to escape is guilty of an aggravated misdemeanor.

A provision in the new code includes Russian or European boars as "dangerous wild animals."

A full copy of the bill can be found on the Iowa Legislature's website at www.legis.state.ia.us. Questions can also be directed to the Iowa Department of Agriculture and Land Stewardship Bureau of Animal Industry at 515-281-7583.

Equine West Nile Virus 2007

In 2007, there were 10 reported cases of West Nile Virus (WNV) in horses in the state of Iowa.

County	Age	Sex	Breed	Vacc. Status	Date of Onset - 2007
Chickasaw	1 yr	F	Paint	None	July 3
Winneshiek	4 yr	F	Quarterhorse	None	Aug 6
Howard	2 yr	F	Quarterhorse	Unknown	Sept 9
Howard	21 yr	G	Quarterhorse	Unknown	Sept 10
Cerro Gordo	1 yr		Welsh Pony	None	Sept 14
Bremer	4 yr	G	Quarterhorse	None	Sept 17
Wayne	3 yr	G	Belgian	None	Sept 18
Clay	1 yr	G	Quarterhorse	1-2 doses in 2006	Sept 23
Cerro Gordo	4 yr	F	Quarterhorse	Unknown	Oct 3
Lucas	4 yr	F	Quarterhorse	Unknown	Oct 4

Veterinarians are requested to submit samples for WNV to rule out the Iowa reportable diseases of Eastern, Western, and Venezuelan Equine Encephalitis. For more information on West Nile Virus reporting, visit: <http://www.iowaAgriculture.gov>

In addition to equine testing, West Nile Virus surveillance in Iowa was monitored through sentinel chicken flocks and mosquito traps in the following counties/ Woodbury, Pottawattamie, Dubuque, Black Hawk, Linn, Scott and Polk. Story County ran mosquito traps only. Surveillance was set to run the 1st week in June through the 1st week in October.

GlobalVetLink's online e-Health Certificates and EIA (Coggins) Certificate system is growing in usage among veterinarians in Iowa and across the US.

GlobalVetLink's online system is now in use by veterinarians in over 35 states - and is accepted in all 50 states. Animals moving into and out of the state of Iowa via the GlobalVetLink system in 2007 reached a record 7,100+ certificates and included over 4 million animals.

Please contact GlobalVetLink for more information as an alternative to the paper certificate of veterinary inspection and EIA (Coggins) process. Veterinarians as well as clients report their preference to the clarity and security of the GlobalVetLink system.

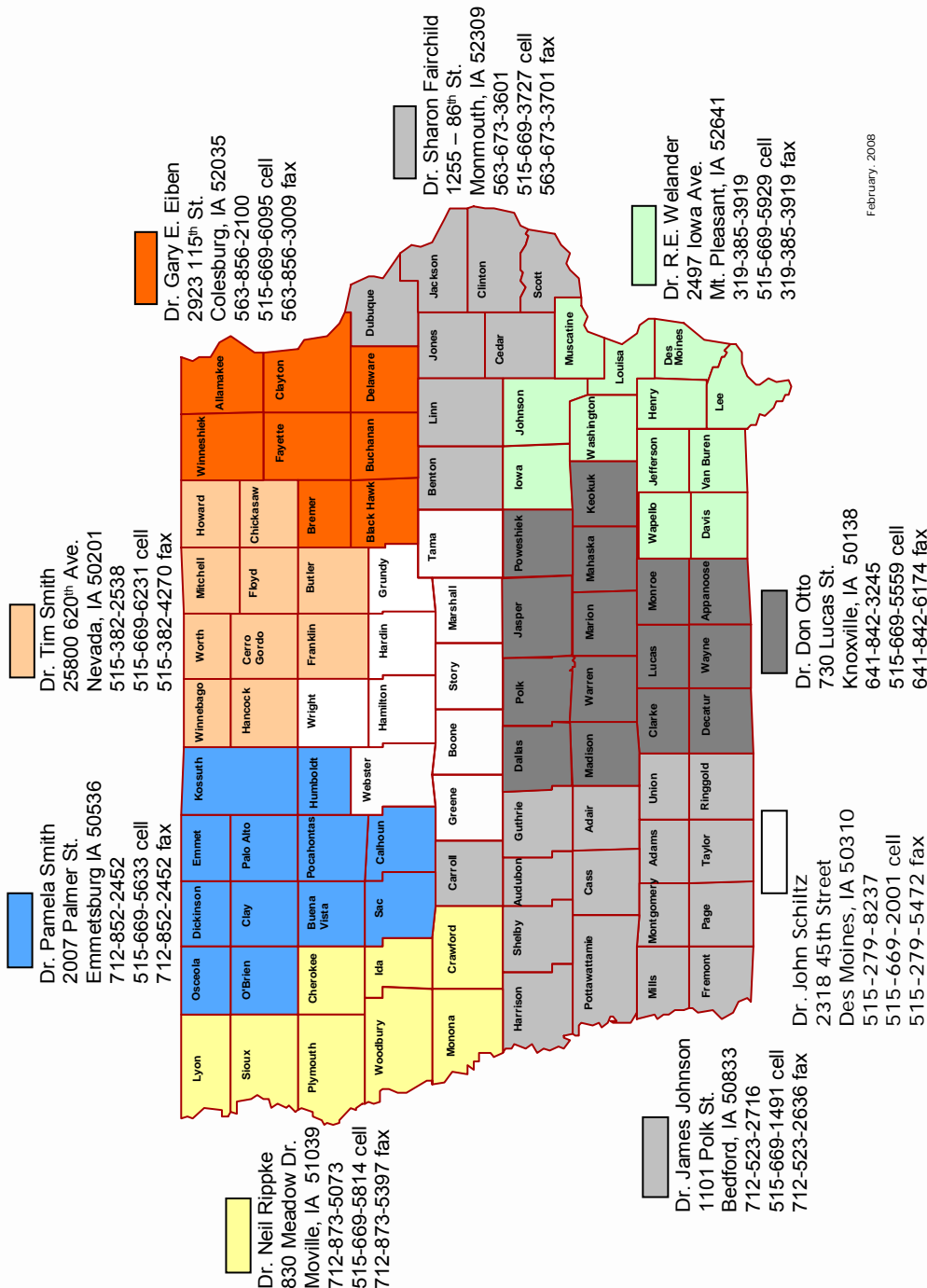
GlobalVetLink now integrates with three practice management software vendors, including the updated version of AVImark (183.2.2), DVM Manager (4.7) and VETECH (25.250 or higher). This feature allows client information to be exported from vendor software programs and imported directly into the GlobalVetLink system saving time and avoiding re-entry of client and animal data.

IDALS recognizes the importance of the national, real-time regulatory management system for the State of Iowa's disease control. For more information regarding joining the growing number of practices utilizing GlobalVetLink services, you may reach them at the Iowa State University Research Park in Ames via 515-296-3779 or via <http://www.globalvetlink.com/>

STATE/FEDERAL COOP DISTRICT VETERINARIANS

Dr. Dave Schmitt, State Veterinarian
Work: 515-281-8601 or Cell: 515-669-3527
Dr. Kevin Petersburg, USDA AVIC
Work: 515-284-4140 or Cell: 515-669-6043

Brucellosis, Tuberculosis, Scrapie, Pseudorabies



USDA STAFF

USDA, APHIS
 VETERINARY SERVICES
 210 WALNUT STREET, ROOM 891
 DES MOINES, IOWA 50309
 (515) 284-4140
 Fax: (515) 284-4156

Dr. Kevin L. Petersburg
 Area Veterinarian in Charge

Dr. Lowell Anderson
 Area Epidemiology Officer

Export Inquiries (515) 284-4790

FEDERAL VETERINARIANS

Dr. Lon Evans
 1705 Marcella Heights
 Carroll, IA 51401
 (712) 794-0029
 Fax: (712) 794-0134
 Cell: (515) 669-6020
 Lon.D.Evans@aphis.usda.gov

Dr. Sharon Fairchild
 1255 86th Street
 Monmouth, IA 52309
 (563) 673-3601
 Fax: (563) 673-3701
 Cell: (515) 669-3727
 Sharon.K.Fairchild@aphis.usda.gov

Dr. Don Otto
 730 Lucas St.
 Knoxville, IA 50138
 (515) 842-3245
 Fax: (515) 842-6174
 Cell: (515) 669-5559
 Donald.J.Otto@aphis.usda.gov

Dr. Neil Rippke
 830 Meadow Drive
 Merville, IA 51039
 (712) 873-5073
 Fax: (515) 873-5397
 Cell: (515) 669-5814
 Neil.E.Rippke@aphis.usda.gov

Tuberculosis Update

Herds infected with tuberculosis continue to arise around the U.S. Minnesota recently discovered its eleventh herd. New Mexico struggled with enormous testing and tracing activities that involved two substantial operations. An infected bull from Colorado exposed numerous animals in the rodeo environment. The endemically-infected deer population in upper Michigan continues to introduce *Mycobacteria bovis* into the cattle herds there at the rate of several herds per year. Other infections were in Oklahoma and California. Twenty infected feeder cattle with Mexico eartags were detected at slaughter last year. Seven infected adult cattle and one feedlot animal were also found at slaughter from U.S. sources.

Iowa has enjoyed TB-accredited free status for over 20 years. Under the free status, the federal rules for interstate movement are less stringent and international export is greatly facilitated. Three states (MN, MI, and NM) currently have reduced or split status to modified accredited advanced. Under the reduced status, harsher movement and surveillance standards can be burdensome veterinarians and costly for producers.

Part of the required annual qualification to maintain or improve state status is that minimum surveillance benchmarks (effective since 2005) sufficient to detect very low disease prevalence must be met. These are typically accomplished through slaughter surveillance of adult cattle by FSIS at packing plants and through proper caudal fold testing by accredited veterinarians. Iowa's adult cattle are slaughtered primarily in the surrounding states in 10 packing plants that all met last year's surveillance standard.

Iowa did not meet the surveillance standard for caudal fold testing. The caudal fold test standard is 1% of tests should be responders, and the probability is 95% that at least one responder should be detected among each set of 300 tests. Last year 40,600 caudal fold tests were reported by 161 veterinarians. Last year, 0.62% of reported tests were responders among the 21 testers that tested more than 300 animals. The value would be less discouraging if it were uniform among veterinarians. Some veterinarians report more than 1% responders, masking those that continue to report few or none. Sixteen states reported overall in 2007.

As veterinarians we accept that no treatment, no vaccination, no diagnostic test is perfectly correct. The specificity of the caudal fold test is very high (95-99%). There will and must be false positives if the tests are performed correctly among TB negative animals. Two to 4% is the predominant range in combined data involving several million tests in several parts of the country. Some sources of false positives are known: soil-borne *Mycobacteria*, concurrent Johne's infection or vaccination, and altered immune status such as with a recent sickness. On the other hand, highly infected cattle have been known to produce minimal, subtle responses through anergy. These must not be missed through inadequate technique or under-reporting. The comparative cervical test can follow up to help sort out the true positives from the false positives.

Veterinarians that find no responders after 300 tests need to be concerned whether their testing is being done correctly. After being certain that the testing is careful and correctly done we can seek to blame animal factors such as young age or breed differences that contribute to a lesser rate of detection. It is acknowledged that a uniform subset of non-representative animals could produce a departure from the national statistic. It must be emphasized that veterinarians will not be compelled to achieve 1% if it can be shown that their testing is otherwise diligently performed.

The following reminders and practice tips with respect to caudal fold testing are based on recent experiences among Iowa veterinarians.

ALL tests are official tests. A valid TB test chart (VS form 6-22) must be submitted to the VS Area Office for each and every time that animals ever receive tuberculin. No informal testing is allowed. Veterinarians that have not been submitting test charts regularly need to begin doing so immediately.

(continued on page 13)

Palpation of the injection site is required 3 days after the injection. Plus or minus 6 hours only is allowed. Lift the tail only partially to somewhat straighten the caudal fold and run the fold between your thumb and finger so you can feel its thickness for changes in firmness. Stroking the outside of the caudal fold will miss a significant number of responses. A veterinarian recently detected two responders in a moderately-sized lot after switching to the aforementioned technique. Previously, the same veterinarian reported few or no responders when palpating just the outer surface of the caudal folds of many hundreds of animals. Some responses are visible and unmistakable, but too many are detectable only by the palpation technique described above.

It is critical to discard all tuberculin vials within 2 weeks after their first use—even if only a couple of doses were used. Storage guidelines published in 2006 detail how tuberculin loses effectiveness beginning 2 weeks after the rubber diaphragm has been penetrated. Light and freezing rapidly inactivate the tuberculin. Orders for more tuberculin should be made to the VS area office during regular business hours and will be shipped out the same day.

Use of a fresh tuberculin needle is strongly recommended for each animal. Important practice tip: enough tuberculin remains in the needle hub when you change needles that you should bring with you at least a third more tuberculin than anticipated.

Inject 0.1cc of PPD tuberculin intradermally NOT subcutaneously into the thin skin of the side of the caudal fold. You will need a finger on the inside of the caudal fold pressing the skin outwards to make your injection less likely to go subQ. If done correctly, you will have a very distinct bleb that you should confirm before accepting the injection as good. If you are sure the injection went subcutaneously the test will certainly fail and you should try again.

ANY size response should be reported. Old criteria of limiting reporting to greater than “pea-sized” are not to be used. Some responses have been described as a “postage stamp”, invisible but locally firmer.

Responders need to have follow-up comparative cervical testing performed by an official veterinarian within 10 days from the date of injection of the caudal fold test, so prompt reporting is important. Report caudal fold test responses quickly to any state district or federal veterinarian or to the State or Federal Office. If you have questions, please call 515-284-4140.

Chronic Wasting Disease –Update 2008

Karen Gideon, Farm Deer Program Coordinator

Chronic Wasting Disease (CWD) is a transmissible spongiform encephalopathy (TSE) affecting elk and deer (cervids) as well as moose, in North America. CWD is caused by an abnormally shaped protein called a prion, which can damage brain and nerve tissue. As the disease progresses, infected animals become emaciated (thus “wasting” disease). Other signs include staggering, consuming large amounts of water, drooling and excessive urination. Although CWD is a contagious fatal disease among deer and elk, research suggests that humans, cattle and other domestic livestock are resistant to natural transmission. While the possibility of human infection remains a concern, it is important to note there have been no verified cases of humans contracting CWD.

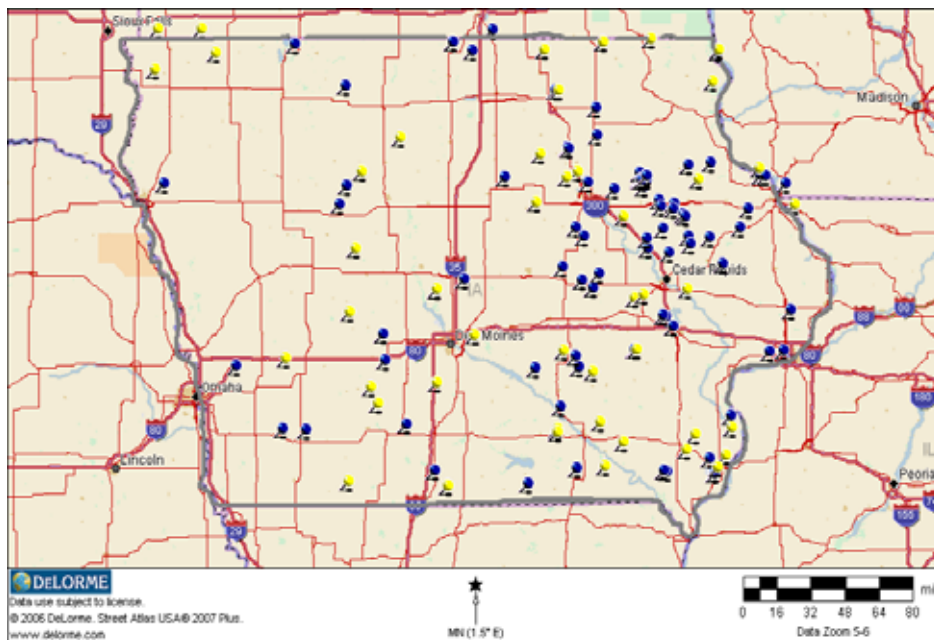
The Deerhandler™

In 2006, the Iowa Department of Agriculture and Land Stewardship purchased a mobile Deerhandler™ and 20 black poly covered 7' x 8' panels to use for an alley way and/or a holding pen. The department will allow all deer producers enrolled in the CWD Program, or wanting to enroll in the Program to use this equipment for handling deer for CWD Program purposes and animal health related activities. To receive additional information, contact this office at 515/242-5950.

(continued on page 14 & 15)

Update - Iowa's CWD Voluntary Program

There are 154 cervid herds currently enrolled in Iowa's CWD Program. Of these 154, 80 herds are whitetail deer, 49 herds are elk, 7 house deer/elk species, 5 have mixed deer, 10 are county conservation boards and 3 park/zoos. These herds have a total of 5,591 cervids that are enrolled in the program, broken down into 2,279 elk, 3,232 whitetail, 40 fallow deer, 32 mule deer, 5 muntjacs and 3 whitetail/mule deer mix. (Blue Pegs = Whitetail, Deer Mixed & Deer/Elk; Yellow Pegs = Elk)



 = Deer  = Elk

CWD Program rules, information, examples of properly executed health certificates (intrastate or interstate), laminated Brain Stem including the Obex and Retropharyngeal Lymph Node Collection Procedure sheets, and VS-10-4 forms are available by contacting: Karen Gideon, Farm Deer Program Coordinator at the Iowa Department of Agriculture & Land Stewardship, Bureau of Animal Industry, 502 E. 9th Street, Des Moines, IA 50319, 515/242-5950. Also, the Chronic Wasting Disease rules can be accessed at <http://www.iowaAgriculture.gov> Click on Animal Diseases, Chronic Wasting Disease, and Legislative Rules (Pages 17-21).

Annual Inventory Reconciliation

No changes have been made on Iowa's CWD Program. A herd is certified for 12 months. Each cervidae herd enrolled in the CWD Program must have an annual inventory conducted by a state district veterinarian. Inventory requirements are:

Records kept documenting the history/accountability of all animals in the herd. This includes identification, date of birth and sex of all animals born or received on the premise.

All animals must have two forms of official identification which are outlined in the rules under 64.104 Definitions "Official Cervid Identification".

Copies of all health certificates properly filled out and signed by an accredited veterinarian shall be kept to document movement in or out of the herd.

Surveillance will be maintained by collecting and submitting appropriate samples from all cases of mortality, including slaughter, in animals 16 months of age and older and keeping copies of the laboratory reports.

Intrastate Movement Requirements

66.14(1) All intrastate movements of Cervidae other than to a state or federally inspected slaughter establishment shall be accompanied by an intrastate movement certificate of veterinary inspection signed by a licensed, accredited veterinarian. Movement of CWD susceptible Cervidae, other than direct movement to slaughter, shall only be allowed from herds that have been enrolled in the Iowa CWD monitoring program and have successfully completed at least one year.

CWD Testing

The National Veterinary Services Laboratory requests that the obex be submitted in formalin, one medial retropharyngeal lymph node submitted in formalin, and the other medial retropharyngeal lymph node fresh in a whirl pack on ice.

It is Iowa's CWD Program requirements for submission of the obex as well as the medial retropharyngeal nodes on all captive elk and deer 16 months and older. The VS-10-4 form required for laboratory submissions must be completely filled out, showing all forms of identification, mailed with the specimen submission and a copy faxed to the State Veterinarian's office at 515/281-4282.

Iowa DNR CWD Testing – Hunter-Harvested Deer During 2006-07 Season

The Iowa DNR was informed by the National Veterinary Services Lab in Ames that none of the 4,232 Iowa whitetail deer tested for chronic wasting disease (CWD) by the lab during the 2006-07 season showed any signs of the disease. Samples were collected from all 99 counties in Iowa; however the majority (roughly 3,000) was taken in the seven Mississippi River border counties stretching from Allamakee County south to Scott County. Emphasis was placed on that area due to the prevalence and proximity of CWD in Wisconsin and Illinois.

Samples were collected voluntarily from hunter-harvested deer at check stations and meat lockers. The DNR intends to check a similar number of deer during the 2007-08 hunting season.

USDA - Final Rule for Tuberculosis Testing (Cervidae)- January 11, 2006

The following Tuberculosis Accreditation testing requirements have been changed:

- 1) Only two annual whole herd tests are required to achieve accredited status (formerly three annual tests were needed).
- 2) Accredited herds will test every three years to maintain their status (formerly it was every two years).

Iowa – New Brucellosis Requirements (Cervidae) – September 19, 2007

Iowa recognizes new requirements for obtaining and maintaining Certified Brucellosis-Free Cervid herds.

- 1) Only two annual whole herd tests are required to achieve certified status (formerly three annual tests were needed).
- 2) Certified herds will test every three years to maintain their status (formerly it was every two years).

Import Requirements

CWD susceptible Cervidae shall only be allowed into Iowa from herds which have satisfactorily completed at least three years in an officially recognized CWD monitoring program. However, Cervidae originating from an area considered to be endemic to chronic wasting disease shall not be allowed entry into Iowa. Cervidae that originate from a herd that has had animal introductions from an area endemic to chronic wasting disease during the preceding five years shall not be allowed entry into Iowa. A permit number must be received by the licensed, accredited veterinarian signing the certificate and issued by Iowa's State Veterinarian prior to movement. For further import requirements, refer to CWD Rule **21—65.12(163)** posted on IDALS website, or contact the Department of Agriculture at 515/281-5547 or 515/242-5950.

All cervidae leaving Iowa must meet the state of destinations' entry requirements prior to movement.

Elk on the Loose

In 2007 there have been several reports of elk running loose in Iowa. If any sightings are reported to you, please contact the State Veterinarian's office at 515/242-5950 or your local DNR office.

Contact Information

CWD Program rules, information, examples of properly executed health certificates (intrastate or interstate), laminated Brain Stem including the Obex and Retropharyngeal Lymph Node Collection Procedure sheets, and VS-10-4 forms are available by contacting: Karen Gideon, Farm Deer Program Coordinator at the Iowa

Department of Agriculture & Land Stewardship, Bureau of Animal Industry, 502 E. 9th Street, Des Moines, IA 50319, 515/242-5950. Also, the Chronic Wasting Disease rules can be accessed

at <http://www.iowaAgriculture.gov> Click on Animal Diseases, Chronic Wasting Disease, and Legislative Rules (Pages 17-21).



Iowa Voluntary Johne's Control Program

Dr. Randy L. Wheeler (Designated Johne's Coordinator) and Katie Hyde

The Iowa Department of Agriculture and Land Stewardship (IDALS) began participating in the National Johne's Disease Control Program in 2003.

To enroll, you or your client may contact me or your State District veterinarian for a free Risk Assessment.

In 2007 the Program participation and interest continued to increase due to enhanced awareness, (free) incentive testing, and Program-sanctioned vaccination.*

Year	2007	2006	2005	2004	2003
Herds enrolled	64	59	27	26	2
Beef	33	32	4	0	1
Dairy	31	27	23	26	1

Forty-nine of the 64 enrolled herds were known infected or tested positive. It has been estimated that >50% of the dairies and >10% of beef herds in the U.S. are infected with Johne's.

In the '**Herd Status component**' of the Program (herds testing negative by national standards), nine beef herds qualified for advancement to the Test-negative Level 2 classification in 2007, which brings the total to eleven Level 2 Negative status herds.

Free incentive testing is still available but federal funding was decreased, so free testing is limited and subject to change.

Iowa State's Veterinary Diagnostic Lab now has both liquid culture and a new advanced PCR method for fecal testing. This new PCR has improved extraction and amplification procedures to increase the sensitivity that typical PCRs were lacking.

Johne's vaccine use in infected herds continues to show benefits. Studies demonstrate that vaccination:

- reduces clinical signs
- decrease fecal shedding
- helps prevent Johne's infection and gross lesions
- increases productivity of herd

Nine new herds were added to the vaccination component of the Program in 2007.

*A note of interest: at least 5 beef herds are using Johne's vaccine now.

Vaccine use is still obtained through IDALS approval.

Requirements for vaccination approval include:

1. Herd is known infected (has a positive fecal or PCR)
2. Risk Assessment
3. Premises ID
4. Whole herd TB test (animals 2 yrs. and older)
5. Authorization of State Veterinarian

Remember Johne's is a REPORTABLE (but is not a quarantineable) disease!

The Iowa Program is completely voluntary. Confidentiality will be maintained within limits of Iowa law. For more information please contact me at (515) 281- 0866 or Randy.Wheeler@iowaAgriculture.gov



2008 Exhibition Regulations

Included with this Newsletter are the 2008 Iowa exhibition regulations. Please keep these on hand to use when preparing health certificates for the State Fair. Please do yourself, our profession, the exhibitors, and the regulatory personnel a favor—do not issue a health certificate if the animal does not meet all the requirements. Exhibiting livestock is a high-risk activity with respect to possible disease transmission.

DISEASE STATUS

Cattle Brucellosis: All states currently have Brucellosis Free status.

Swine Brucellosis: Texas is Stage 2. The rest of the country is Free.

Cattle Tuberculosis: Michigan and New Mexico have split state statuses. Minnesota is modified accredited advanced, but may be reduced to modified accredited. The rest of the country is Free.

Michigan has split statuses:

Free status in Upper Peninsula of MI

Modified Accredited in 13 counties in northern part of the state

Modified Accredited Advanced rest of the state

New Mexico has split status:

Modified Accredited Advanced in portions of Curry & Roosevelt counties.

In This Issue...

2008 Exhibition Regulations, CWD Update, Rabies summary, Feral Swine, Johne's, Animal ID, and more.

PRESORTED
FIRST-CLASS MAIL
US POSTAGE
PAID
DES MOINES, IA
PERMIT NO. 1195

Iowa Department of Agriculture &
Land Stewardship
Animal Industry Bureau
Wallace Building
Des Moines, IA 50319

