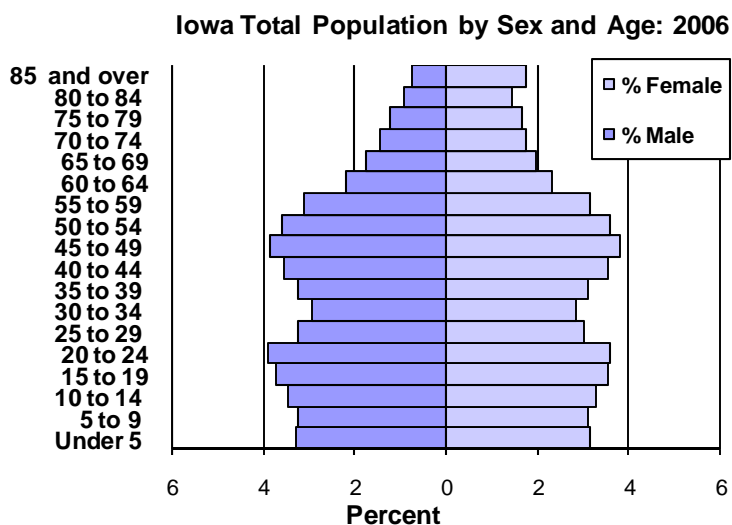


# WOMEN IN IOWA: 2008

In 1981, the U.S. Congress passed a resolution establishing National Women's History Week. The week was chosen to coincide with International Women's Day, March 8. In 1987, Congress expanded the week to a month. Every year since, Congress and the Iowa General Assembly have passed a resolution for Women's History Month, and the U.S. president and Iowa's Governor have issued a proclamation.

## 1,509,275

The estimated population of females in Iowa as of July 1, 2006. That exceeds the number of men (1,472,810). Males outnumber females in every five-year-age group through the 50-to-54 age group. Starting with the 55-to-59 age group women outnumber men. At ages 85 and over there are more than twice as many women as men.



## 1,696,080

The projected female population of Iowa as of July 1, 2030. According to the U.S. Census Bureau, women will constitute 50.4 percent of the state's total population on that date.

**39.4**

*The estimated median age for the female population in Iowa in 2006. The estimated median age for the state of Iowa was 37.8. The male estimated median age was 36.4.*

## Families and Children

### 18.6%

The percent of children under 18 in 2006 living with their mother compared to 75.5 percent living with both parents and 5.9 percent living with their father.

### 110,569

The number of Iowa families with a female householder, no husband present in 2006. In 1970 there were 52,025 families with a female head of household.

### 676,153

Number of married women in 2006 (including those who are separated or have an absent spouse).

### 52.9%

Percent of unmarried Iowans who are women in 2006. There are 550,870 unmarried (widowed, divorced or never married) women.

### 81.2%

Percent of women in Iowa with children under 18 in the labor force in 2006.



## EDUCATION

**253,686**

The number of girls enrolled in the state's elementary and high schools during the 2005-2006 school year.

Iowa's universities and colleges. Women make up 55.6 percent of the total enrollment in 2005.

Source: Iowa College Student Aid Commission

**92.1**

The graduation rate for girls during in 2006. The graduation rate for boys was 89.5.

Source: Iowa Department of Education

**89.7%**

The percentage of women in Iowa age 25 and over, who had at least a high school education in 2006. This compares to 61.8 percent of women who had completed 4 years of high school or higher in 1970.

**23.9%**

The percentage of women in Iowa age 25 and over, with a bachelor's degree or higher in 2006. This compares to 7.5 percent of women who had completed 4 years of college or higher in 1970.

**68,734**

Number of women in Iowa 25 years and older with an advanced degree in 2006. (e.g., master's, professional, doctorate.) The number of men in Iowa with an advanced degree in 2006 was 75,659.

**114,626**

Enrollment of women in

*Serving Our Nation*  
**12,602**  
*The number of Iowa women in 2006 who are veterans of the U.S. armed forces.*



Source: Iowa Girls High School Athletic

## SPORTS AND RECREATION

**60,357**

The number of Iowa high school girls participating in athletics in 2005. Volleyball has the highest participation with 14,022 followed by softball 11,712; basketball 9,570; and track and field 9,350.

Union

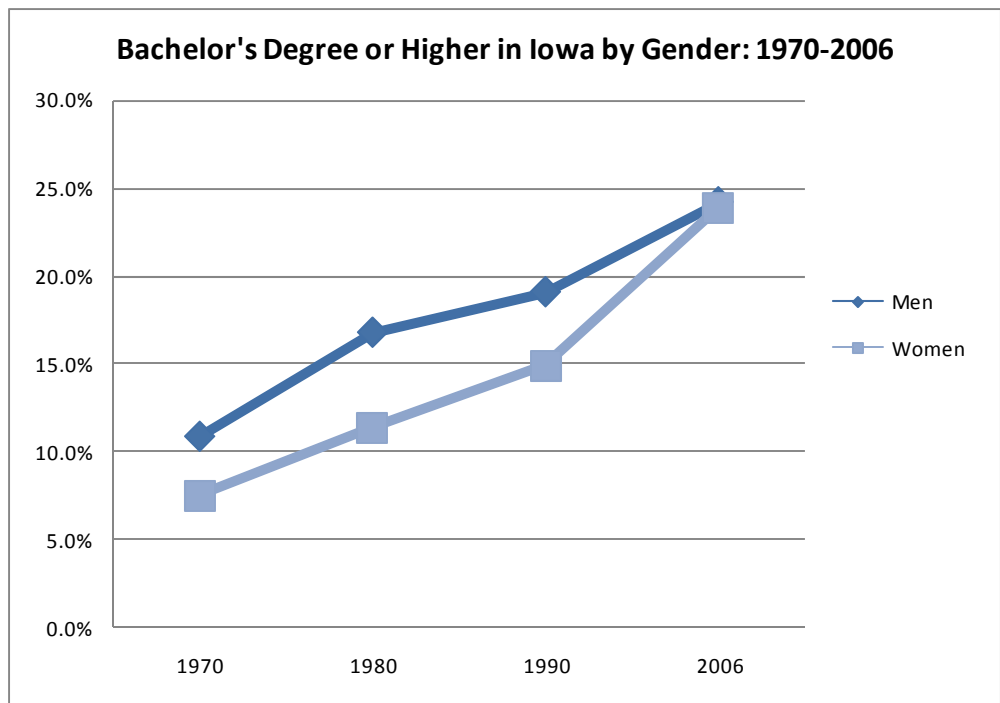
**4,276**

The number of unduplicated women sport participants in Iowa's 4-year colleges and universities in 2005-06.

Source: Office of Postsecondary Education of the U.S. Department of Education

*Voting*  
**71.5%**

*The percentage of women citizens in Iowa who reported voting in the 2004 presidential election, higher than the 66 percent of their male counterparts who cast a ballot.*



The 1970 and 1980 censuses used the categories 4 years or more college.

## BUSINESSES AND JOBS

**63,821**

The number of women-owned firms in 2002. These firms account for \$7,398,962,000 in sales and receipts.

**19.1%**

The percent increase in women-owned firms between 1987 and 2002.

Source: 2002 Survey of Business Owners

**4.9%**

The unemployment rate for women in Iowa in 2006. The Iowa unemployment rate at that time was 4.7%.

**66.7%**

The percent of Iowa women age 16 years and over in the labor force in 2006. The percent of men in Iowa age 16 and over in the labor force was 76%.

### Earnings

**\$29,824**

The median earnings in 2006 inflation-adjusted dollars for full-time, year-round women workers in Iowa. Men in Iowa had median earnings of \$39,753.

### Industry

**270,661**

The number of Iowa women in the education, health, and social services industry in 2006. More women, 37% of Iowa's total female labor

force, work in this one industry group than in any other.

**12.2%**

The percent of women who work in the retail trade industry in 2006, the second highest industry for the female labor force. Approximately 9.3 percent work in manufacturing, 9.3 percent in the finance and insurance, and real estate and rental and leasing industry, and 8.5 percent work in the arts, entertainment, and recreation, and accommodation and food services industry.

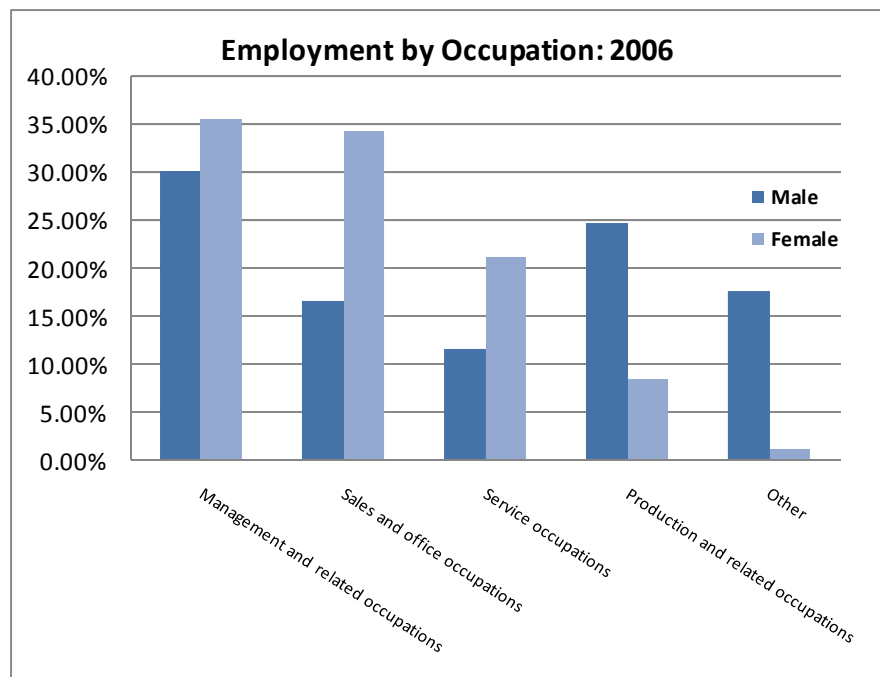

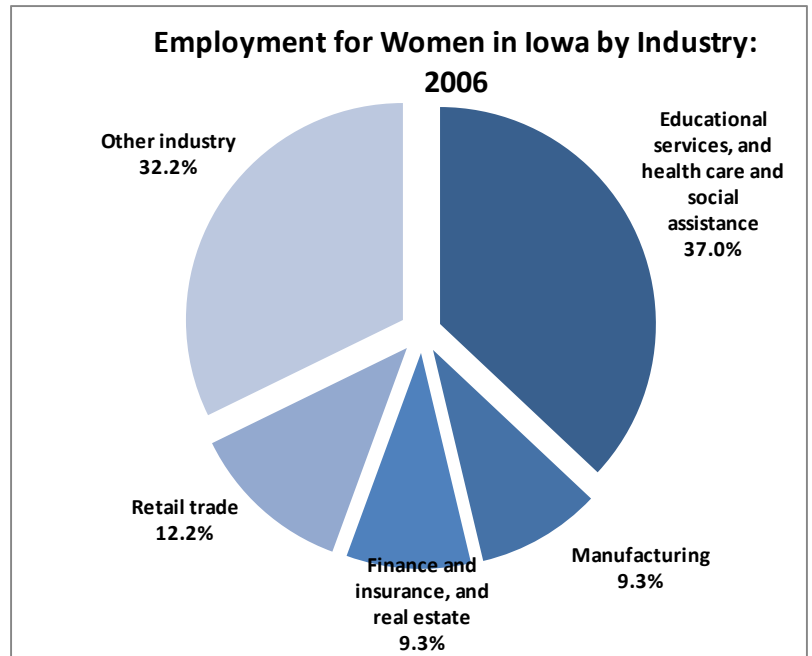
### Occupation

**35.5%**

The percent of women in Iowa in management, professional, and related occupations in 2006. This is the largest occupation group for women in the state.

**171,961**

The number of Iowa women in office and administrative support occupations in 2006. Women represent a wide variety of occupations in Iowa. For instance, there are about 45,741 women in management occupations and 30,558 registered nurses.



State Data Center of Iowa a program of the State Library of Iowa

Miller Building  
E 12th and Grand  
Des Moines, Iowa 50319  
Phone: 800-248-4483  
Fax: 515-242-6543  
Email: census@lib.state.ia.us

**We're on the web!**

[www.iowadatacenter.org](http://www.iowadatacenter.org)  
[www.women.iowa.gov](http://www.women.iowa.gov)

Iowa Commission on the Status of Women

Department of Human Rights  
321 E. 12th  
Lucas State Office Building  
Des Moines, IA 50319  
Tel: 515/281-4461 or 800/558-4427  
Fax: 515/242-6119

Data Source (unless otherwise noted):  
U.S. Census Bureau,  
U.S. Decennial Census  
1970, 1980, 1990 and 2000  
American Community Survey,  
2006  
Photos by U.S. Census Bureau

## VITAL EVENTS

**13.6**

The 2006 birth rate per 1,000 women age 15-44 in Iowa. The birth rate for the U.S. was 14.2

**32.6**

The teenage birth rate in Iowa per 1,000 women age 15-19 in Iowa in 2005. The U.S. saw a birth rate of 40.5 for this age group during the same year.

**9.5**

The 2006 death rate for women in Iowa per 1,000 population in 2006. For men in Iowa the death rate was 8.8.

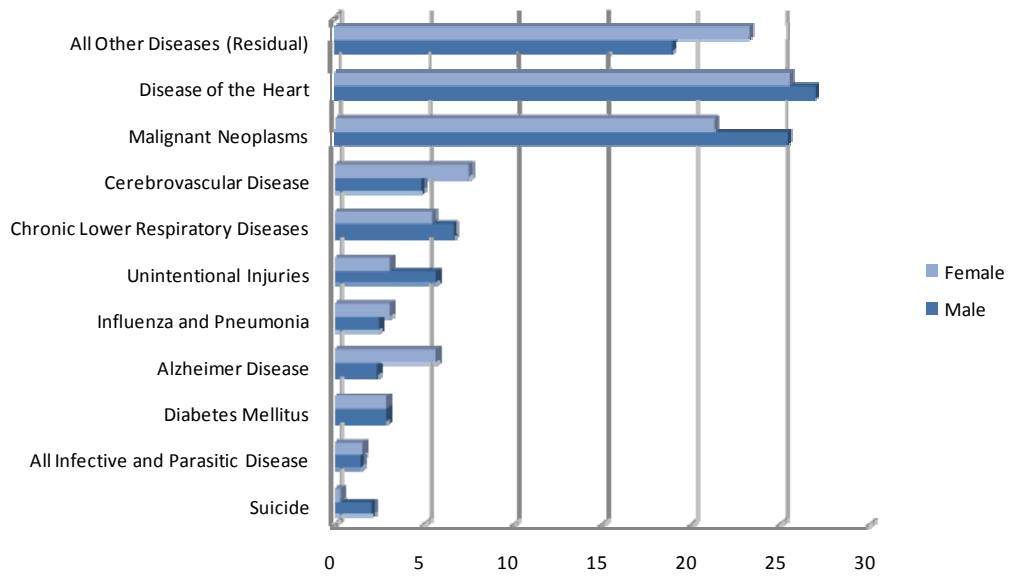
**337.7**

The rate of Iowa births to unmarried women in 2006. (per 1,000 births).

Data provided by National Vital Statistics Report, Volume 56 #6 (see the National Center for Health Statistics web site at <http://www.cdc.gov/nchs/products/pubs/pubd/nvsr/nvsr.htm>)

Data provided by the Iowa Department of Public Health publication, "Vital Statistics of Iowa 2006"

### Leading Causes of Death by Percent of Total Deaths in Iowa by Gender: 2006



## INCOME AND POVERTY

**\$30,738**

The median income for women in Iowa who worked full-time, year-round in the past 12 months in 2006. The median income for men in the state was \$40,729.

children under 18 years. The median income for married-couple families with own children under 18 years was \$68,232.

**52.8%**

The percentage of female households, no husband present with related children under age 5, below the poverty level in 2006. The corresponding rate for married-couple families with related children under 5 years was 5.9 percent.

**\$22,100**

The median income for female householders, no husband present with own

**12.2%**  
The poverty rate in 2006 for women in Iowa. The corresponding rate for men is 9.8 percent.