

Iowa Department of Elder Affairs

Unmet Needs Report SFY 2006

(July 2005 - June 2006)

Iowa Department of Elder Affairs

Jessie M. Parker Building

510 East 12th Street

Des Moines, IA 50319-9025

Phone: (515) 725-3333

Fax: (515) 725-3300

www.state.ia.us/elderaffairs

(September 2006)

Unmet Needs Reporting System

Despite the successes of the Senior Living Program and other efforts of the Iowa Aging Network, there continue to be documented unmet needs throughout the state, in part because of general fund budget reductions. This report is a compilation of unmet needs data reported to the Department of Elder Affairs (DEA) from the 13 Area Agencies on Aging. The sources for this data are interdisciplinary teams within the Case Management Program for the Frail Elderly (CMPFE) and service providers under contract with the Area Agencies on Aging that have identified service needs for elderly Iowans that the aging networks are unable to meet.

This report is provided as a tool that identifies unmet needs of elderly Iowans that have contact with AAA's and their service providers and should not be considered all inclusive and definitive.

Document Description

Unmet Needs Fast Facts:	Provides a listing of quick facts related to Unmet Needs reported during SFY 2006.	Page 4
Unmet Needs:	Provides a listing of reported Unmet Needs sorted by total units of service in descending order	Page 5
Unmet Needs Graph:	Provides graph comparing SFY04, SFY05 & SFY06 total units of service using SFY06 total units ranking in descending order as the base line and data table comparing SFY03, SFY04, SFY05 & SFY06.	Page 6 to7
Unmet Needs Mapping:	Provides a county mapping of the top 12 total units of service with reported reasons for the unmet need excluding the service "Other".	Pages 8 to 19
Unmet Needs by Service & Reason:	Provides an alphabetical listing of services reported as unmet needs and the total contacts, units and average units per contact by services and reported reasons.	Pages 20 to 21
Unmet Needs by County:	Provides an alphabetical listing of counties and services reported as unmet needs and the total contacts, units and average units per contact by services.	Pages 22 to 29
Unmet Needs by County, Service & Reason:	Provides an alphabetical listing of counties and services reported as unmet needs and the total contacts, units and average units per contact by county, services and reported reasons.	Pages 30 to 48
Data Source	Data used for this report is data reported to the Department of Elder Affairs from Area Agencies on Aging through the Unmet Needs Reporting System.	
Client Totals	The Unmet Needs Reporting System does not collect unique contact identifiers so contact totals may or may not represent unduplicated contact counts.	

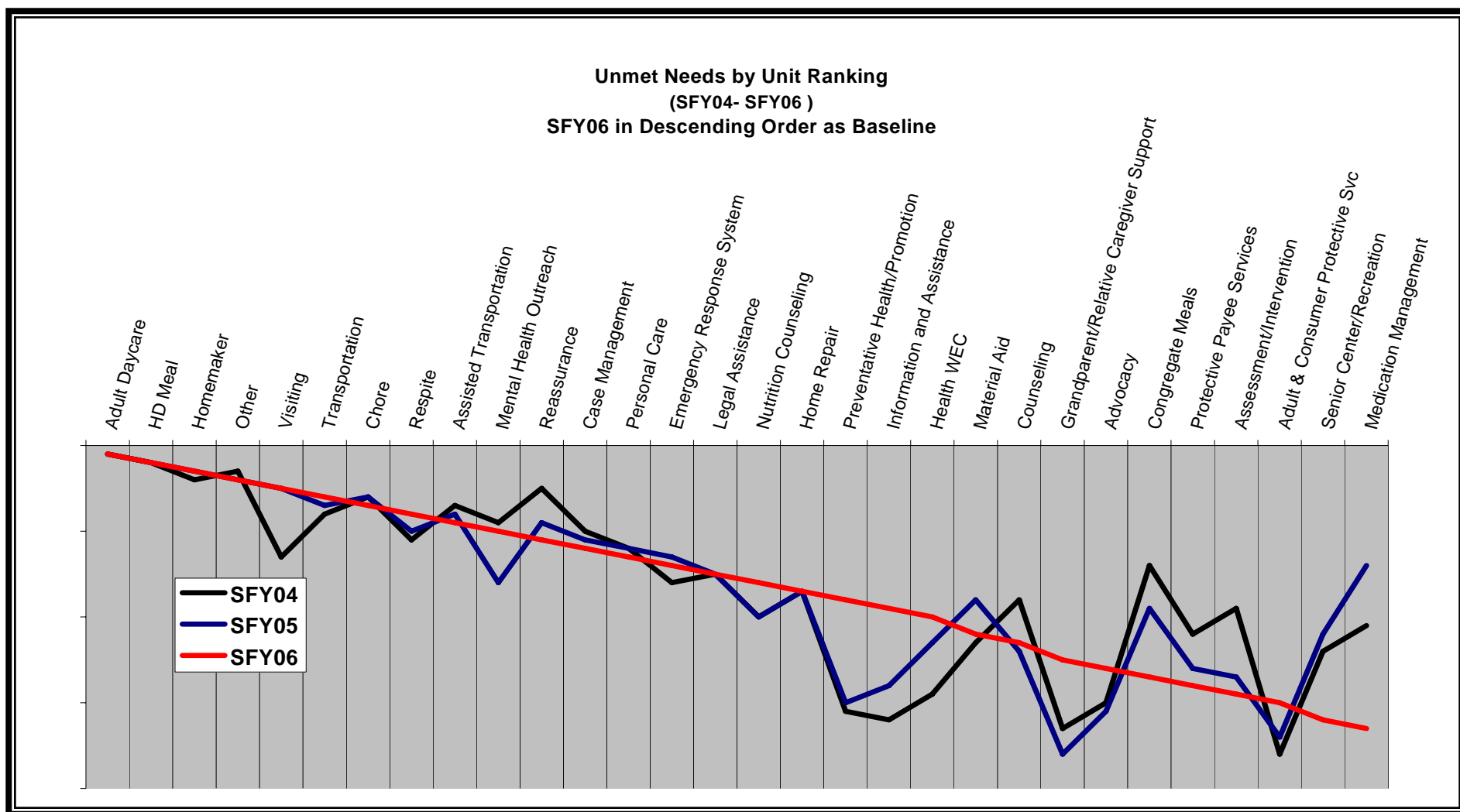
Unmet Needs Fast Facts

SFY 2006

- **88 (89%)** of Iowa's 99 counties reported unmet needs
- The total number of reported unmet need units were **76,928**
- The total number of reported unmet need contacts were **6,600**
- **Adult Daycare** reported the highest number of units at **16,946**
- **Chore** reported the highest number of contacts at **655**
- **Congregate Meals** showed the greatest improvement over a three year period going from a total units ranking of **14th** in SFY 2004 to **27th** in SFY 2006
- **No Provider Available** was the number one reason for 39% of the services reporting unmet needs.

Unmet Needs SFY 2006

Service	Contacts	Units	Avg. Per Contact	Unit Of Measure	Rank By Units	Rank By Contacts	Rank By Avg. / Contact
Day Care/Adult Day Health	309	16,946	54.8	1 hour	1	8	1
Home Delivered Meal	414	14,068	34.0	1 meal	2	7	2
Homemaker	567	6,643	11.7	1 hour	3	3	5
Other	251	6,223	24.8	NA	4	10	3
Visiting	623	5,519	8.9	1 Visit	5	2	7
Transportation	566	4,265	7.5	1 one-way trip(s)	6	4	9
Chore	655	4,158	6.3	1 hour	7	1	13
Respite	193	4,133	21.4	1 hour	8	11	4
Assisted Transportation	283	2,101	7.4	1 one-way trip	9	9	10
Mental Health Outreach	188	1,571	8.4	1/4 hour	10	12	8
Reassurance	151	1,517	10.0	1 call	11	13	6
Case Management	476	1,423	3.0	1 hour	12	6	21
Personal Care	118	771	6.5	1 hour	13	15	12
Emergency Response System	530	531	1.0	1 client/month	14	5	31
Legal Assistance	112	434	3.9	1 hour	15	17	18
Nutrition Counseling	70	257	3.7	1 hour	16	19	19
Home Repair	142	246	1.7	1 hour	17	14	25
Preventative Health/Promotion	81	209	2.6	1 contact	18	18	22
Information and Assistance	28	150	5.4	1 contact	19	21	16
Health Screening/Well Elderly Clinics	113	118	1.0	1 hour	20	16	29
Alzheimer's/Caregiver Support	28	56	2.0	1 hour	21	22	24
Material Aid	54	55	1.0	1 client	22	20	30
Counseling	9	41	4.6	1 hour	23	24	17
Grandparent/Relative Caregiver Support	5	30	6.0	1 client	25	28	14
Advocacy	12	28	2.3	1 hour	26	23	23
Congregate Meals	2	12	6.0	1 meal	27	32	15
Protective Payee Services	4	12	3.0	1 contact	28	30	20
Assessment/Intervention	8	11	1.4	1 hour	29	25	26
Adult & Consumer Protective Service	7	7	1.0	1 hour	30	26	32
Placement Service	5	6	1.2	1 hour	31	29	28
Senior Center/Recreation	1	5	5.0	1 hour	32	33	33
Medication Management	3	4	1.3	1 client	33	31	27



Adult Day Care and Home Delivered Meals remained the top 2 reported units of unmet service needs from SFY04 –SFY06. The top 5 reported units of unmet services remained the same from SFY05 –SFY06. Congregate Meals, Medication Management and Assessment / Intervention showed the greatest improvement over the 3 year period.

Unmet Needs Report
SFY Ranking Comparison
Total Units in Descending Order
SFY 03 – SFY 06

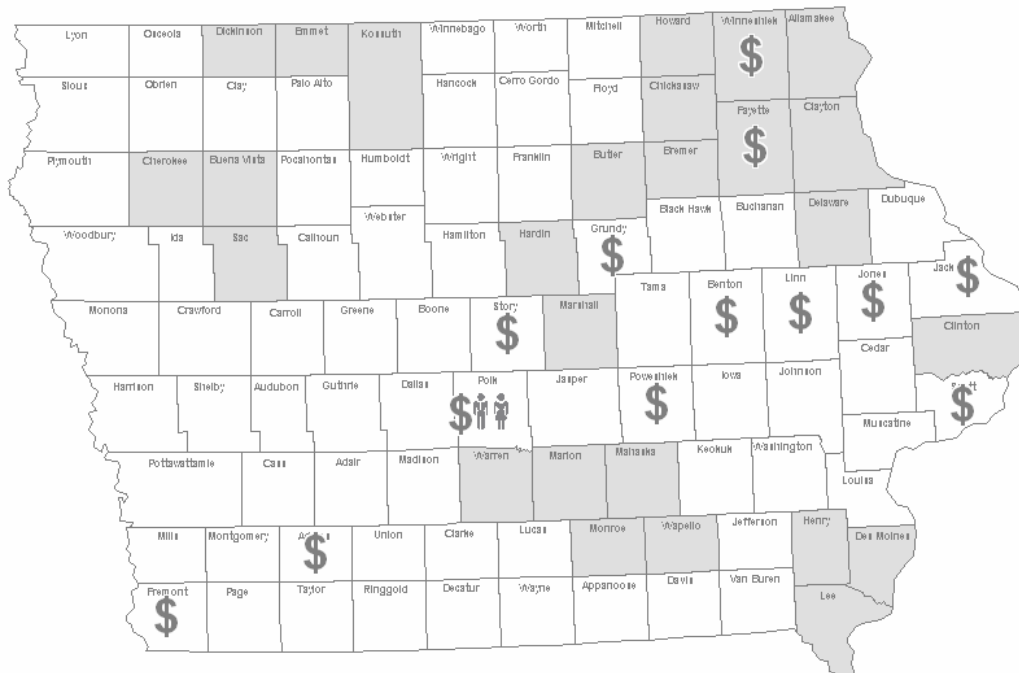
Service	SFY 03	SFY 04	SFY 05	SFY 06	Unit Measure
Adult & Consumer Protective Svc	31	34	33	30	1 hour
Adult Daycare	2	1	1	1	1 hour
Advocacy	30	31	31	26	1 hour
Assessment/Intervention	18	19	27	29	1 hour
Assisted Transportation	13	7	8	9	1 one-way trip
Caregiver Support	16	26	29	NA	1 hour
Case Management	11	10	11	12	1 hour
Chore	8	6	6	7	1 hour
Congregate Meals	17	14	19	27	1 meal
Counseling	21	18	24	23	1 hour
Education/Lifetime Learning	36	28	NA	NA	1 hour
Emergency Response System	15	16	13	14	1 client/month
Employment	34	35	32	NA	1 placement
Grandparent/Relative Caregiver Support	28	33	NA	25	1 client
HD Meals	3	2	2	2	1 meal
Health WEC	24	29	23	20	1 hour
Home Repair	19	17	17	17	1 hour
Homemaker	4	4	3	3	1 hour
Information and Assistance	27	32	28	19	1 contact
Legal Assistance	14	15	15	15	1 hour
Legal Education	35	36	34	NA	1 contact
Material Aid	23	23	18	22	1 client
Medication Management	20	21	14	33	1 client
Mental Health Outreach	1	9	16	10	1/4 hour
Nutrition Counseling	22	20	20	16	1 hour
Nutrition Education	32	27	25	NA	1 session
Other	7	3	4	4	NA
Outreach	33	25	21	NA	1 contact
Personal Care	12	12	12	13	1 hour
Preventative Health Promotion	25	30	30	18	1 contact
Protective Payee Svc	26	22	26	28	1 contact
Reassurance	6	5	9	11	1 call
Respite	9	11	10	8	1 hour
Senior Center/Recreation	29	24	22	32	1 hour
Transportation	10	8	7	6	1 one-way trip(s)
Visiting	5	13	5	5	1 Visit

NA = no unmet needs were reported

Adult Day Health

Contacts: 309

Units: 16,946



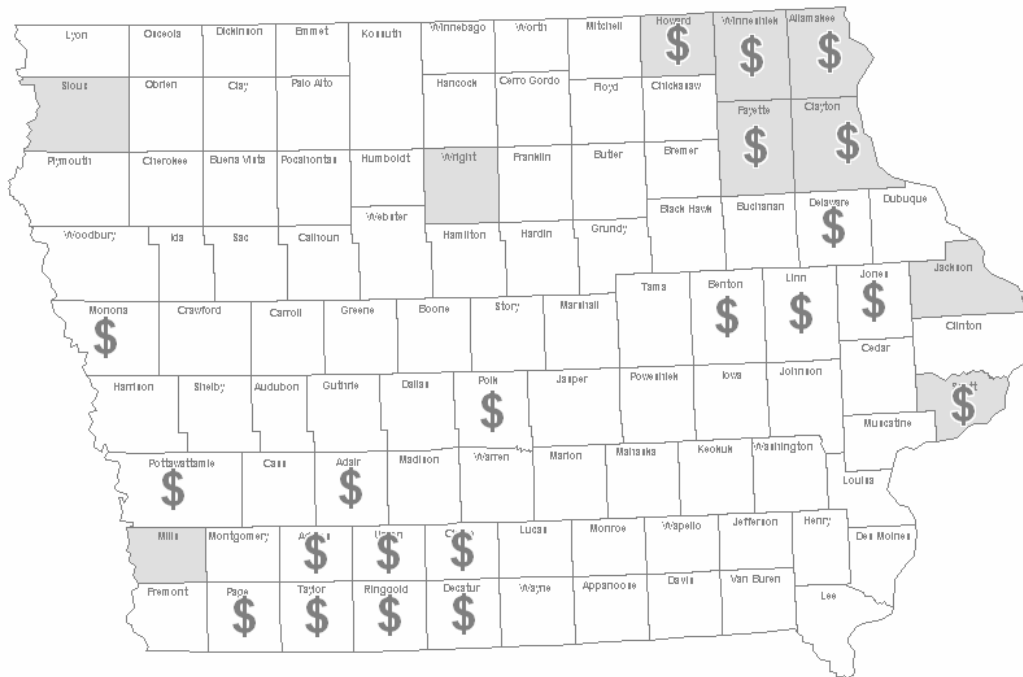
No Provider
 \$ No Funding / Funding Inadequate
 No Staffing

No Provider		No Funding / Funding Inadequate	No Staffing
Allamakee	Hardin	Adams	Polk
Bremer	Henry	Benton	
Buena Vista	Howard	Fayette	
Butler	Kossuth	Fremont	
Cherokee	Lee	Grundy	
Chickasaw	Mahaska	Jackson	
Clayton	Marion	Jones	
Clinton	Marshall	Linn	
Delaware	Monroe	Polk	
Des Moines	Sac	Poweshiek	
Dickinson	Wapello	Scott	
Emmet	Warren	Story	
Fayette	Winneshiek	Winneshiek	

Home Delivered Meal

Contacts: 414

Units: 14,068



No Provider
 \$ No Funding / Funding Inadequate
 No Staffing

No Provider	No Funding / Funding Inadequate		No Staffing
Allamakee	Adair	Jones	None
Clayton	Adams	Linn	
Fayette	Allamakee	Monona	
Howard	Benton	Page	
Jackson	Clarke	Polk	
Mills	Clayton	Ringgold	
Scott	Decatur	Taylor	
Sioux	Delaware	Scott	
Winneshiek	Fayette	Union	
Wright	Howard	Winneshiek	

Homemaker
Contacts: 567
Units: 6,643

 No Provider
 \$ No Funding / Funding Inadequate
  No Staffing

No Provider	No Funding / Funding Inadequate		No Staffing
Lee Monona	Adair Adams Allamakee Appanoose Benton Buena Vista Carroll Cerro Gordo Clarke Clayton Clinton Decatur Delaware Fayette	Jones Linn Osceola Page Polk Pottawattamie Ringgold Story Taylor Union Wayne Winneshiek Woodbury Worth	Cass Dubuque Lucas Lyon Polk Warren

Visiting
Contacts: 623
Units: 5,519

 No Provider
 \$ No Funding / Funding Inadequate
  No Staffing

No Provider		No Funding / Funding Inadequate	No Staffing
Bremer	Marshall	Lee	Bremer
Butler	Muscatine		Buchanan
Chickasaw	Obrien		Butler
Clinton	Osceola		Clay
Des Moines	Polk		Marion
Grundy	Poweshiek		Obrien
Jackson	Tama		Plymouth
Lyon	Warren		Polk
Marion			Woodbury

Transportation

Contacts: 566

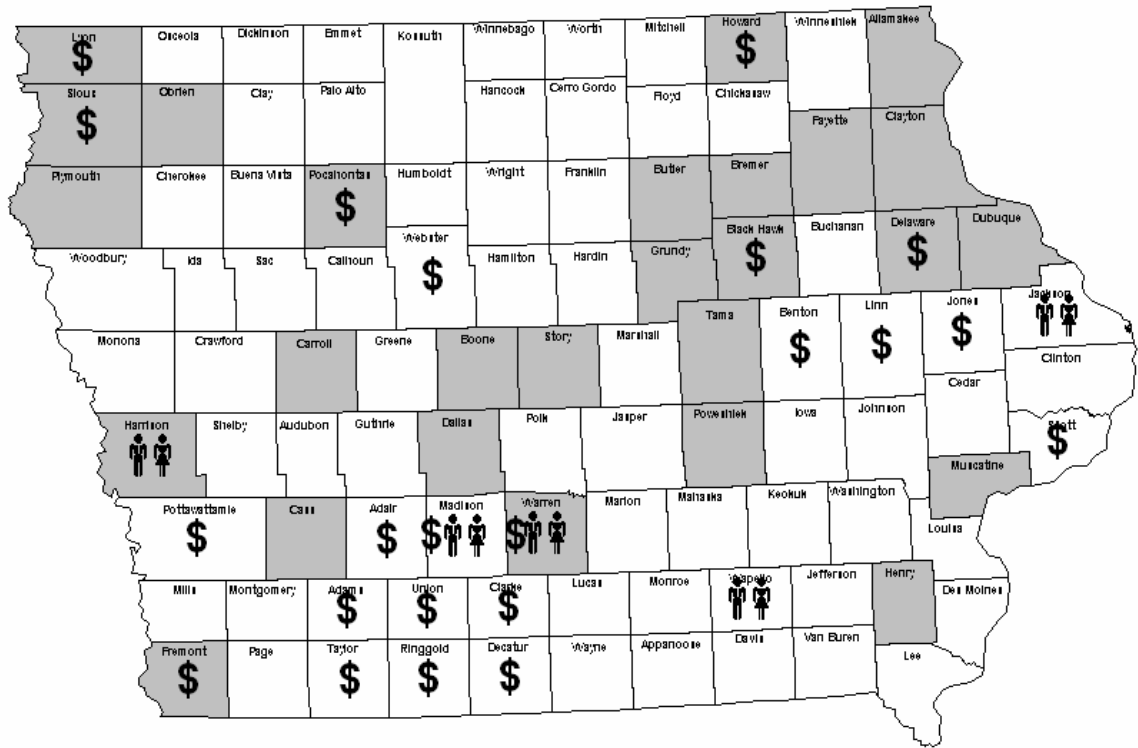
Units: 4,265

No Provider
 \$ No Funding / Funding Inadequate
  No Staffing

No Provider	No Funding / Funding Inadequate		No Staffing
Dallas	Adair	Jones	Dallas
Delaware	Adams	Linn	Jackson
Emmet	Benton	Marshall	Marion
Grundy	Boone	Monona	Polk
Hamilton	Buchanan	Polk	Warren
Hardin	Chickasaw	Poweshiek	
Henry	Clarke	Ringgold	
Lee	Clay	Scott	
Lyon	Decatur	Tama	
Poweshiek	Fayette	Taylor	
Tama	Hamilton	Union	
	Johnson	Woodbury	

Chore





Contacts: 655
Units: 4,158



■ No Provider \$ No Funding / Funding Inadequate 👤 No Staffing

No Provider		No Funding / Funding Inadequate		No Staffing
Allamakee	Harrison	Adair	Lyon	Harrison
Black Hawk	Henry	Adams	Madison	Jackson
Boone	Howard	Benton	Pocahontas	Madison
Bremer	Lyon	Black Hawk	Pottawattamie	Wapello
Butler	Muscatine	Clarke	Ringgold	Warren
Carroll	Obrien	Decatur	Scott	
Cass	Plymouth	Delaware	Sioux	
Clayton	Pocahontas	Fremont	Taylor	
Dallas	Poweshiek	Howard	Union	
Delaware	Sioux	Jones	Warren	
Dubuque	Story	Linn	Webster	
Fayette	Tama			
Fremont	Warren			
Grundy				

Respite
Contacts: 193
Units: 4,133

 No Provider
 \$ No Funding / Funding Inadequate
  No Staffing
 No Provider
 \$ No Funding / Funding Inadequate
  No Staffing

No Provider	No Funding / Funding Inadequate		No Staffing
Bremer	Adams	Polk	Dubuque
Chickasaw	Allamakee	Pottawattamie	Jackson
Clayton	Benton	Scott	Keokuk
Johnson	Clarke	Shelby	Mahaska
Warren	Clayton	Taylor	Warren
Worth	Decatur	Union	Winneshiek
	Fremont	Warren	
	Howard	Winneshiek	
	Jones	Woodbury	
	Linn	Worth	
	Lyon		

Assisted Transportation

Contacts: 283

Units: 2,101

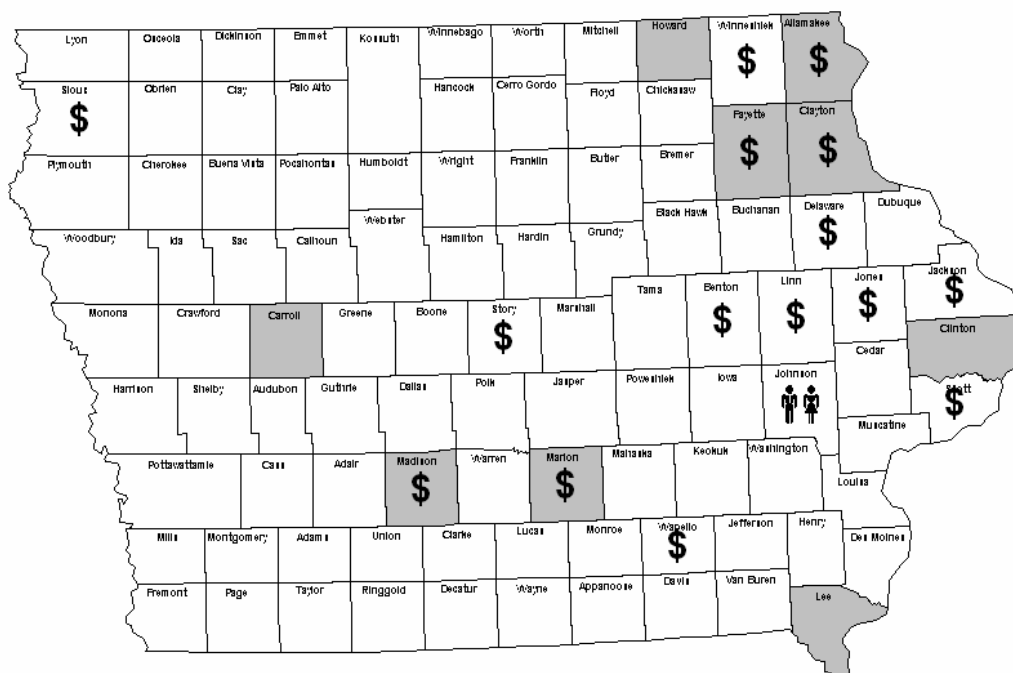
No Provider
 \$ No Funding / Funding Inadequate
 No Staffing

No Provider		No Funding / Funding Inadequate		No Staffing
Allamakee	Howard	Boone	Howard	Clinton
Black Hawk	Lyon	Clay	Johnson	Fremont
Cass	Muscatine	Clinton	Palo Alto	Jackson
Cedar	Osceola	Emmet	Plymouth	Plymouth
Clayton	Palo Alto	Fayette	Pottawattamie	Warren
Clinton	Poweshiek	Fremont	Shelby	
Des Moines	Scott	Harrison	Winnebago	
Fayette	Sioux			
Fremont	Tama			
Grundy	Warren			
Allamakee				
Black Hawk				

Mental Health Outreach

Contacts: 188

Units: 1,571



No Provider
 \$ No Funding / Funding Inadequate

 No Staffing

No Provider	No Funding / Funding Inadequate		No Staffing
Allamakee	Allamakee	Madison	Johnson
Carroll	Benton	Marion	
Clayton	Clayton	Scott	
Clinton	Delaware	Sioux	
Fayette	Fayette	Story	
Howard	Jackson	Wapello	
Lee	Jones	Winneshiek	
Madison	Linn		
Marion			

Reassurance

Contacts: 151

Units: 1,517

 No Provider  No Funding / Funding Inadequate  No Staffing

No Provider	No Funding / Funding Inadequate	No Staffing
Grundy Jackson Marshall Poweshiek Scott Tama	Kossuth	None

Case Management

Contacts: 476

Units: 1,423

 No Provider  No Funding / Funding Inadequate  No Staffing

No Provider	No Funding / Funding Inadequate	No Staffing
Muscatine	Polk Pottawattamie	None

Personal Care

Contacts: 118

Units: 771

 No Provider  No Funding / Funding Inadequate  No Staffing

No Provider	No Funding / Funding Inadequate		No Staffing
None	Buena Vista Carroll Cerro Gordo Clarke Decatur Emmet Fayette	Iowa Jackson Muscatine Sioux Winneshiek Woodbury Worth	Cass Decatur Polk Warren