Iowa Public Library Statistics

1989-1990

INFORMATION IOWA

The State Library of Iowa

IOWA PUBLIC LIBRARY STATISTICS

1989-1990

Shirley George, State Librarian

STATE LIBRARY OF IOWA
EAST TWELFTH AND GRAND
DES MOINES, IOWA 50319

1990

This publication was partially funded under the Library Services and Construction Act administered by the State Library of Iowa.

The State Library is a Division of the Department of Cultural Affairs.

INFORMATION IOWA

The State Library of Iowa

Table of Contents

Introduction/Explanatory Notes/Acknowledgements.....i

I. STATE DATA 1
- Income/Expenditures 2
- Acquisitions/Holdings 9
- Circulation 11
- Personnel 12
- Output Measures/Reference 13

II. SUMMARY OF INCOME 18
- In Dollars by Region 19
- By Percentage by Region 23
- By Library 25

III. SUMMARY OF EXPENDITURES 37
- In Dollars by Region 38
- By Percentage by Region 46
- By Library 54

IV. ACQUISITIONS 76
- Total by Region 77
- Total by Library 81

V. HOLDINGS AND CIRCULATION 92
- Holdings 93
  - Total by Region 93
  - By Library 97
- Circulation 109
  - Total by Region 109
  - By Library 113

VI. PERSONNEL/EDUCATION LEVELS/FTE 124
- Total by Region 125
- By Library 129

VII. OUTPUT MEASURES 140
- Borrower to Population 141
- Average by Region 143
- Fill Rate by Region 147
- Document Delivery by Region 150

VIII. COUNTY STUDY 155

STATE LIBRARY COMMISSION AND STAFF ..... Inside Back Cover

Introduction and Explanatory Notes

The 1989-90 edition of the Iowa Public Library Statistics includes data from individual libraries, state totals and averages, and analysis by region, by size and by county. Acquisitions by individual library are included in this edition. The county study has been modified to provide an actual per capita study of income, holdings and circulation for municipal libraries, county libraries, and each county as a whole. Map studies are included in the county study. Surveys from 500 libraries are included in this publication.

The second edition of In Service to Iowa: Public Library Measures of Quality takes a new approach to collection development, emphasizing turnover rate, percent of the collection added, and percent of the collection withdrawn. These collection development indicators are included in the data for individual libraries and by region. Turnover rate is listed under Circulation; % withdrawn is listed under Holdings; and % added is listed under Acquisitions in this edition of the Iowa Public Library Statistics.

If you have questions, or suggestions for improving this document, please contact me.

Gerry Rowland, Library Development Consultant

- - - - indicates no response or 0 (zero).

Library size Code:

A - libraries serving less than 500 - 118
B - libraries serving 500 - 999 - 141
C - libraries serving 1,000 - 2,499 - 146
D - libraries serving 2,500 - 4,999 - 52
E - libraries serving 5,000 - 9,999 - 36
F - libraries serving 10,000 - 24,999 - 12
G - libraries serving 25,000 - 49,999 - 9
H - libraries serving 50,000 and over - 8
I - county libraries - 3
Total - 525

Each place has its regional designation:

CE - Central
EC - East Central
NC - North Central
NE - Northeast
NW - Northwest
SE - Southeast
SW - Southwest

ABBREVIATIONS

The subject areas covered are abbreviated. For ease of reading we have written them out fully and in the same order in which they appear.

NO. TOT.- Total Number of Libraries
LIB. RPT.- Libraries Reporting
CITY APPR.-City Appropriation
FEDERAL ASSIST.-Federal Assistance
OTHER GOV. REVENUE-Other Governmental Revenue
PERIOD. SERIALS-Periodicals and Serials (magazines)
CITY/COUNTY PLANT OPER.- City/County Plant Operation
CONT. EDUC. COSTS-Continuing Education Costs
AQUIS. PER CAP.- Acquisitions Per Capita
GOV. DOCS.-Government Documents
COMP. SOFT.-Computer Software
OTHER HOLD.-Other Holdings
HOLD. PER CAP.-Holdings Per Capita
CIRC. PER CAP.-Circulation Per Capita
NO. LIBRN.- Number of Librarians
LIBRN. FTE- Librarian Full Time Equivalent
NO. OTHER STAFF- Number of Other Staff
FTE MASTERS LIB. SCI.- FTE Masters of Library Science
FTE H.S. GRAD.- FTE High School Graduate
NO. VOL..- Number of Volunteers
ANN. VOL. HRS.- Annual Volunteer Hours
PERCENT BORROWER TO POP. RATIO- Percent of Borrower to Population Ratio
IN-LIB. MAT. USE- In-Library Materials Use
ANN. NO. LIB. VISITS- Annual Number of Library Visits
REPORTING POP.- Reporting Population
PER CAPITA MAT. USE- Per Capita Materials Use
PER CAPITA LIB. VISITS- Per Capita Library Visits
SUB./AUTH. FILL RATE- Subject/Author Fill Rate
REF. TRANS. PER CAPITA- Reference Transaction Per Capita

ACKNOWLEDGEMENTS

The patient and diligent team who contribute so much to this publication:

Gerry Rowland, Library Development Consultant
Rich Youds, Systems Analyst
Doris Collette, Data Input, Word Processing

I State Data

* Income
* Expenditures
* Acquisitions
* Holdings
* Circulation
* Personnel
* Output Measures

SUMMARY OF INCOME DATA IN DOLLARS - STATE TOTAL

T

SIZE GROUP	NO. TOT	LIB RPT	CITY APPR.	SPECIAL CITY APPR.	COUNTY APPR.	FEDERAL ASSIST.	OTHER GOV. REVENUE	OTHER GRANTS	ENDOWMENTS AND GIFTS	FINES FEES	OTHER INCOME	PER CAPITA	TOTAL INCOME
A- 0- 499	118	107	$ 309,118	$ 17,348	$ 484,397	$ 2,416	$ 4,734	$ 21,247	$ 138,083	$ 30,563	$ 56,614	$ 29.20	$ 1,070,471
B- 500- 999	141	135	947,019	12,775	698,860	8,561	25,900	8,747	338,170	45,767	70,616	21.67	2,168,431
C- 1,000- 2,499	146	139	2,320,222	93,275	859,494	9,250	14,138	18,848	639,332	104,201	246,840	20.23	4,317,362
D- 2,500- 4,999	52	51	2,546,198	260,138	628,054	162,341	22,762	6,768	788,845	95,798	64,472	24.91	4,594,929
E- 5,000- 9,999	36	36	3,783,342	527,471	529,102	77,810	25,627	18,500	1,074,564	159,171	71,344	24.36	6,310,276
F-10,000-24,999	12	12	2,935,934	224,227	226,527	10,000	252,545	1,110	42,510	151,236	78,177	21.23	3,954,094
G-25,000-49,999	9	9	4,429,425	153,437	231,130	98,169	26,664	3,775	244,385	207,675	56,866	19.39	5,540,195
H- OVER 50,000	8	8	12,428,073	833,785	352,508	199,391	148,597	81,478	2,766,952	345,030	191,413	24.40	17,852,393
I- COUNTY LIBR	3	3	236,424	---------	486,067	---------	18,884	---------	---------	13,943	1,804	12.18	758,647
STATE TOTALS	525	500	$29,935,755	$ 2,122,456	$ 4,496,139	$ 567,938	$ 539,851	$ 160,473	$ 6,032,841	$ 1,153,384	$ 838,146	$ 22.61	$46,566,598

SUMMARY OF INCOME DATA IN DOLLARS - STATE AVERAGES

A

SIZE GROUP	NO. TOT	LIB RPT	CITY APPR.	SPECIAL CITY APPR.	COUNTY APPR.	FEDERAL ASSIST.	OTHER GOV. REVENUE	OTHER GRANTS	ENDOWMENTS AND GIFTS	FINES FEES	OTHER INCOME	PER CAPITA	TOTAL INCOME
A- 0- 499	118	107	$ 2,889	$ 162	$ 4,527	$ 23	$ 44	$ 199	$ 1,290	$ 286	$ 529	$ 29.20	$ 10,004
B- 500- 999	141	135	7,015	95	5,177	63	192	65	2,505	339	523	21.67	16,062
C- 1,000- 2,499	146	139	16,692	671	6,183	67	102	136	4,600	750	1,776	20.23	31,060
D- 2,500- 4,999	52	51	49,925	5,101	12,315	3,183	446	133	15,468	1,878	1,264	24.91	90,097
E- 5,000- 9,999	36	36	105,093	14,652	14,697	2,161	712	514	29,849	4,421	1,982	24.36	175,285
F-10,000-24,999	12	12	244,661	18,686	18,877	833	21,045	93	3,543	12,603	6,515	21.23	329,508
G-25,000-49,999	9	9	492,158	17,049	25,681	10,908	2,963	419	27,154	23,075	6,318	19.39	615,577
H- OVER 50,000	8	8	1,553,509	104,223	44,064	24,924	18,575	10,185	345,869	43,129	23,927	24.40	2,231,549
I- COUNTY LIBR	3	3	78,808	---------	162,022	---------	6,295	---------	---------	4,648	601	12.18	252,816
STATE AVERAGES	525	500	$ 59,872	$ 4,245	$ 8,992	$ 1,136	$ 1,080	$ 321	$ 12,066	$ 2,307	$ 1,676	$ 22.61	$ 93,133

SUMMARY OF INCOME DATA BY PERCENTAGES - STATE

SIZE GROUP	CITY APPR.	SPECIAL CITY APPR.	COUNTY APPR.	FEDERAL ASSIST.	OTHER GOV.REV.	OTHER GRANTS	ENDOW GIFTS	FINES FEES	OTHER INCOME
A- 0- 499	28.87	01.62	45.25	00.22	00.44	01.98	12.89	02.85	05.28
B- 500- 999	43.67	00.58	32.22	00.39	01.19	00.40	15.59	02.11	03.25
C- 1,000- 2,499	53.74	02.16	19.90	00.21	00.32	00.43	14.80	02.41	05.71
D- 2,500- 4,999	55.41	05.66	13.66	03.53	00.49	00.14	17.16	02.08	01.40
E- 5,000- 9,999	59.95	08.35	08.38	01.23	00.40	00.29	17.02	02.52	01.13
F-10,000-24,999	74.25	05.67	05.72	00.25	06.38	00.02	01.07	03.82	01.97
G-25,000-49,999	79.95	02.76	04.17	01.77	00.48	00.06	04.41	03.74	01.02
H- OVER 50,000	69.61	04.67	01.97	01.11	00.83	00.45	15.49	01.93	01.07
I- COUNTY LIBR	31.17	------	64.08	------	02.48	------	------	01.83	00.23
STATE TOTALS	64.28	04.55	09.65	01.21	01.15	00.34	12.95	02.47	01.79

ANNUAL EXPENDITURES IN DOLLARS SUMMARY - STATE TOTALS

SIZE GROUPS	NO. TOT	LIBR RPT	1 SALARIES AND WAGES	2 FRINGE BENEFITS	3 CITY/COUNTY BENEFITS	4 BOOKS	5 PERIOD., SERIALS	6 MICROFORM	7 RECORDING	8 COMPUTER SOFTWARE	9 OTHER MATERIALS
A- 0 - 499	118	107	$ 362,713	$ 44,738	$ 9,416	$ 206,147	$ 30,497	$ 1,523	$ 42,291	$ 4,321	$ 24,855
B- 500 - 999	141	135	761,790	69,652	33,084	425,003	57,696	1,327	59,268	6,762	23,925
C- 1,000 - 2,499	146	139	1,634,667	208,059	51,828	715,263	112,554	3,322	62,325	9,967	63,124
D- 2,500 - 4,999	52	51	1,678,761	219,842	62,943	642,992	99,479	1,050	58,752	12,396	29,172
E- 5,000 - 9,999	36	36	2,423,368	347,004	166,104	835,929	115,760	1,223	69,677	7,729	19,701
F- 10,000 - 24,999	12	12	1,994,851	202,273	227,253	561,517	72,513	392	34,567	24,771	20,691
G- 25,000 - 49,999	9	9	2,932,860	446,494	205,437	627,810	125,904	3,960	52,721	4,134	8,883
H- OVER 50,000	8	8	7,226,144	1,598,648	69,154	1,185,101	320,957	5,150	116,403	2,047	7,460
I- COUNTY LIBRARIES	3	3	369,301	87,729	12,476	58,881	14,101	-------	12,225	150	-------
STATE TOTALS	525	500	$19,384,455	$3,224,439	$ 837,695	$5,258,643	$ 949,461	$ 17,947	$508,229	$ 72,277	$197,811

ANNUAL EXPENDITURES IN DOLLARS SUMMARY - STATE AVERAGES

SIZE GROUPS	NO. TOT	LIBR RPT	1 SALARIES AND WAGES	2 FRINGE BENEFITS	3 CITY/COUNTY BENEFITS	4 BOOKS	5 PERIOD., SERIALS	6 MICROFORM	7 RECORDING	8 COMPUTER SOFTWARE	9 OTHER MATERIALS
A- 0 - 499	118	107	$ 3,390	$ 418	$ 88	$ 1,927	$ 285	$ 14	$ 395	$ 40	$ 232
B- 500 - 999	141	135	5,643	516	245	3,148	427	10	439	50	177
C- 1,000 - 2,499	146	139	11,760	1,497	373	5,146	810	24	448	72	454
D- 2,500 - 4,999	52	51	32,917	4,311	1,234	12,608	1,951	21	1,152	243	572
E- 5,000 - 9,999	36	36	67,316	9,639	4,614	23,220	3,216	34	1,935	215	547
F- 10,000 - 24,999	12	12	166,238	16,856	18,938	46,793	6,043	33	2,881	2,064	1,724
G- 25,000 - 49,999	9	9	325,873	49,610	22,826	69,757	13,989	440	5,858	459	987
H- OVER 50,000	8	8	903,268	199,831	8,644	148,138	40,120	644	14,550	256	933
I- COUNTY LIBRARIES	3	3	123,100	29,243	4,159	19,627	4,700	-------	4,075	50	-------
STATE AVERAGES	525	500	$ 38,769	$ 6,449	$ 1,675	$ 10,517	$ 1,899	$ 36	$ 1,016	$ 145	$ 396

ST T

10 PLANT OPERATIONS	11 CITY/COUNTY PLANT OPER.	12 EQUIPMENT	13 OTHER EXPENDITURE	14 CAPITAL OUTLAY	15 TOTAL	16 POPULATION OF LIBRARY	17 PER CAPITA EXPENDITURE
$ 74,098	$ 77,395	$ 57,220	$ 58,102	$ 148,602	$ 1,141,918	36,665	$ 31.14
133,940	89,855	72,986	130,123	85,722	1,951,133	100,066	19.49
275,971	94,042	136,139	252,941	375,088	3,995,290	213,402	18.72
230,653	34,675	77,818	233,735	578,784	3,961,052	184,471	21.47
304,634	45,272	86,594	359,864	1,128,137	5,910,996	259,075	22.81
210,440	---------	39,048	337,761	50,014	3,776,891	186,281	20.27
389,355	12,502	68,187	296,881	153,354	5,328,482	285,721	18.64
900,149	---------	491,465	1,775,716	3,144,299	16,842,693	731,776	23.01
55,300	---------	4,319	108,249	25,921	748,652	62,269	12.02
$2,574,540	$ 353,741	$1,034,576	$3,553,372	$5,689,921	$43,657,107	2,059,726	$ 21.19

ST A

10 PLANT OPERATIONS	11 CITY/COUNTY PLANT OPER.	12 EQUIPMENT	13 OTHER EXPENDITURE	14 CAPITAL OUTLAY	15 TOTAL	16 POPULATION OF LIBRARY	17 PER CAPITA EXPENDITURE
$ 693	$ 723	$ 535	$ 543	$ 1,389	$ 10,672	343	$ 31.11
992	666	541	964	635	14,453	741	19.50
1,985	677	979	1,820	2,698	28,743	1,535	18.72
4,523	680	1,526	4,583	11,349	77,668	3,617	21.47
8,462	1,258	2,405	9,996	31,337	164,194	7,197	22.81
17,537	---------	3,321	28,147	4,168	314,741	15,523	20.27
43,262	1,389	7,576	32,987	17,039	592,054	31,747	18.64
112,519	---------	61,433	221,965	393,037	2,105,337	91,472	23.01
18,433	---------	1,440	36,083	8,640	249,551	20,756	12.02
$ 5,149	$ 707	$ 2,069	$ 7,107	$ 11,380	$ 87,314	4,119	$ 21.19

ANNUAL EXPENDITURES BY PERCENTAGES SUMMARY - STATE

SIZE GROUPS	NO. TOT	LIBR RPT	1 SALARIES AND WAGES	2 FRINGE BENEFITS	3 CITY/COUNTY BENEFITS	4 BOOKS	5 PERIOD., SERIALS	6 MICROFORM	7 RECORDING	8 COMPUTER SOFTWARE	9 OTHER MATERIALS
A- 0 - 499	118	107	31.76	3.91	.82	18.05	2.67	.13	3.70	.37	2.17
B- 500 - 999	141	135	39.04	3.56	1.69	21.78	2.95	.06	3.03	.34	1.22
C- 1,000 - 2,499	146	139	40.91	5.20	1.29	17.90	2.81	.08	1.55	.24	1.57
D- 2,500 - 4,999	52	51	42.38	5.55	1.58	16.23	2.51	.02	1.48	.31	.73
E- 5,000 - 9,999	36	36	40.99	5.87	2.81	14.14	1.95	.02	1.17	.13	.33
F- 10,000 - 24,999	12	12	52.81	5.35	6.01	14.86	1.91	.01	.91	.65	.54
G- 25,000 - 49,999	9	9	55.04	8.37	3.85	11.78	2.36	.07	.98	.07	.16
H- OVER 50,000	8	8	42.90	9.49	.41	7.03	1.90	.03	.69	.01	.04
I- COUNTY LIBRARIES	3	3	49.32	11.71	1.66	7.86	1.88	-----	1.63	.02	-----
STATE		500	44.40	7.38	1.91	12.04	2.17	.04	1.16	.16	.45

ST

10 PLANT OPERATIONS	11 CITY/COUNTY PLANT OPER.	12 EQUIPMENT	13 OTHER EXPENDITURE	14 CAPITAL OUTLAY
6.48	6.77	5.01	5.08	13.01
6.86	4.60	3.74	6.66	4.39
6.90	2.35	3.40	6.33	9.38
5.82	.87	1.96	5.90	14.61
5.15	.76	1.46	6.08	19.08
5.57	-----	1.05	8.94	1.32
7.30	.23	1.27	5.57	2.87
5.34	-----	2.91	10.54	18.66
7.38	-----	.57	14.45	3.46
5.89	.81	2.36	8.13	13.03

SELECTED SPECIAL EXPENDITURES SUMMARY REPORT - STATE TOTALS

SIZE CODE	NO. TOT	LIBR RPT	TELECOM.	CONTRACTED COMPUTER SERVICES	ON-LINE DATABASE SEARCHING	COMPUTER HARDWARE	CONT.EDUC. COSTS
A- 0 - 499	118	107	$ 12,312	$ 618	$-------	$ 8,219	$ 6,886
B- 500 - 999	141	135	23,484	328	-------	10,650	11,737
C- 1,000 - 2,499	146	139	39,049	450	20	27,426	22,030
D- 2,500 - 4,999	52	51	25,033	13,064	117	31,558	19,282
E- 5,000 - 9,999	36	36	34,693	14,912	1,224	9,800	23,015
F- 10,000 - 24,999	12	12	23,122	84,964	-------	7,055	14,840
G- 25,000 - 49,999	9	9	30,828	90,250	727	32,509	24,128
H- OVER 50,000	8	8	90,318	225,794	22,999	279,561	32,111
I- COUNTY LIBRARIES	3	3	7,299	12,158	-------	600	685
STATE TOTALS	525	500	286,138	442,538	25,087	407,378	154,714

SELECTED SPECIAL EXPENDITURES SUMMARY REPORT - STATE AVERAGES

SIZE CODE	NO. TOT	LIBR RPT	TELECOM.	CONTRACTED COMPUTER SERVICES	ON-LINE DATABASE SEARCHING	COMPUTER HARDWARE	CONT.EDUC. COSTS
A- 0 - 499	118	107	$ 115	$ 6	$-------	$ 77	$ 64
B- 500 - 999	141	135	174	2	-------	79	87
C- 1,000 - 2,499	146	139	281	3	-------	197	158
D- 2,500 - 4,999	52	51	491	256	2	619	378
E- 5,000 - 9,999	36	36	964	414	34	272	639
F- 10,000 - 24,999	12	12	1,927	7,080	-------	588	1,237
G- 25,000 - 49,999	9	9	3,425	10,028	81	3,612	2,681
H- OVER 50,000	8	8	11,290	28,224	2,875	34,945	4,014
I- COUNTY LIBRARIES	3	3	2,433	4,053	-------	200	228
STATE AVERAGES	525	500	572	885	50	815	309

REPORT OF ACQUISITIONS - STATE TOTAL

SIZE GROUP	NO. TOT	LIB RPT	PRINT VOLUMES	GOV. DOC.	SERIALS PERIOD.	MICRO-FORMS	AUDIO	FILMS	VIDEO	COMPUTER SOFTWARE	OTHER	TOTAL	ACQUIS. PER CAP	PERCENT ADDED
A- 0 - 499	118	107	41,224	1,049	336	1,028	786	-----	2,080	235	590	47,328	1.32	6.54
B- 500 - 999	141	135	74,603	359	359	337	1,881	14	3,388	233	1,498	82,672	.84	6.44
C- 1,000 - 2,499	146	139	102,339	845	590	409	2,709	11	3,363	431	2,837	113,534	.53	5.80
D- 2,500 - 4,999	52	51	68,762	38	312	273	2,772	-----	2,451	176	1,724	76,508	.41	6.25
E- 5,000 - 9,999	36	36	89,014	122	264	125	3,993	51	2,274	141	1,135	97,119	.37	6.83
F- 10,000 - 24,999	12	12	54,543	12	71	11	2,658	21	1,370	16	2,186	60,888	.33	6.83
G- 25,000 - 49,999	9	9	61,202	3	115	6	3,269	-----	1,165	22	1,186	66,968	.23	7.55
H- OVER - 50,000	8	8	173,123	23,128	128	170	7,958	24	4,318	100	1,606	210,555	.29	9.12
I-COUNTY LIBRARIES	3	3	8,257	-----	1	-----	429	-----	188	3	201	9,079	.15	4.50
STATE TOTAL	525	500	673,067	25,556	2,176	2,359	26,455	121	20,597	1,357	12,963	764,651	.37	7.01

REPORT OF ACQUISITIONS - STATE AVERAGE

SIZE GROUP	NO. TOT	LIB RPT	PRINT VOLUMES	GOV. DOC.	SERIALS PERIOD.	MICRO-FORMS	AUDIO	FILMS	VIDEO	COMPUTER SOFTWARE	OTHER	TOTAL	ACQUIS. PER CAP	PERCENT ADDED
A- 0 - 499	118	107	385	10	3	10	7	-----	19	2	6	442	1.32	6.54
B- 500 - 999	141	135	553	3	3	2	14	-----	25	2	11	612	.84	6.44
C- 1,000 - 2,499	146	139	736	6	4	3	19	-----	24	3	20	817	.53	5.80
D- 2,500 - 4,999	52	51	1,348	1	6	5	54	-----	48	3	34	1,500	.41	6.25
E- 5,000 - 9,999	36	36	2,473	3	7	3	111	1	63	4	32	2,698	.37	6.83
F- 10,000 - 24,999	12	12	4,545	1	6	1	222	2	114	1	182	5,074	.33	6.83
G- 25,000 - 49,999	9	9	6,800	-----	13	1	363	-----	129	2	132	7,441	.23	7.55
H- OVER - 50,000	8	8	21,640	2,891	16	21	995	3	540	13	201	26,319	.29	9.12
I-COUNTY LIBRARIES	3	3	2,752	-----	-----	-----	143	-----	63	1	67	3,026	.15	4.50
STATE AVERAGE	525	500	1,346	51	4	5	53	-----	41	3	26	1,529	.37	7.01

REPORT OF HOLDINGS - STATE TOTAL

SIZE GROUP	NO. LIB TOT	NO. LIB RPT	PRINT VOLUMES	GOV. DOCS.	SERIALS PERIODIC.	MICRO-FORMS	AUDIO TITLES	FILM TITLES	VIDEO TITLES	COMP. SOFT.	OTHER HOLD.	TOTAL HOLD.	HOLD. PER CAP	PERCENT WITHDRAWN
A- 0 - 499	118	107	702,149	2,947	2,590	7,507	9,300	170	7,582	1,077	5,287	738,609	20.36	4.42
B- 500 - 999	141	135	1,251,607	2,576	4,369	9,167	22,698	131	12,092	935	13,758	1,317,333	13.28	3.90
C- 1,000 - 2,499	146	139	1,845,991	19,022	6,982	19,280	38,969	383	13,658	1,895	29,328	1,975,508	9.26	4.89
D- 2,500 - 4,999	52	51	1,180,248	623	4,403	989	33,025	526	7,840	1,089	26,803	1,255,546	6.81	3.75
E- 5,000 - 9,999	36	36	1,378,986	980	4,922	1,555	42,567	652	8,027	1,024	20,185	1,458,898	5.63	4.29
F- 10,000 - 24,999	12	12	837,633	181	2,755	74	35,563	1,049	5,458	686	27,279	910,678	4.89	4.72
G- 25,000 - 49,999	9	9	823,449	2,650	2,594	74	38,790	616	5,302	217	26,058	899,750	3.15	6.09
H- OVER - 50,000	8	8	2,015,694	280,644	4,561	338	82,963	871	13,520	611	6,866	2,406,068	3.29	4.89
I-COUNTY LIBRARIES	3	3	199,478	-----	352	----	5,632	40	817	40	654	207,013	3.32	1.87
STATE TOTAL	525	500	10,235,235	309,623	33,528	38,984	309,507	4,438	74,296	7,574	156,218	11,169,403	5.43	4.56

REPORT OF HOLDINGS - STATE AVERAGE

SIZE GROUP	NO. LIB TOT	NO. LIB RPT	PRINT VOLUMES	GOV. DOCS.	SERIALS PERIODIC.	MICRO-FORMS	AUDIO TITLES	FILM TITLES	VIDEO TITLES	COMP. SOFT.	OTHER HOLD.	TOTAL HOLD.	HOLD. PER CAP	PERCENT WITHDRAWN
A- 0 - 499	118	107	6,562	28	24	70	87	2	71	10	49	6,903	20.36	4.42
B- 500 - 999	141	135	9,271	19	32	68	168	1	90	7	102	9,758	13.28	3.90
C- 1,000 - 2,499	146	139	13,281	137	50	139	280	3	98	14	211	14,212	9.26	4.89
D- 2,500 - 4,999	52	51	23,142	12	86	19	648	10	154	21	526	24,619	6.81	3.75
E- 5,000 - 9,999	36	36	38,305	27	137	43	1,182	18	223	28	561	40,525	5.63	4.29
F- 10,000 - 24,999	12	12	69,803	15	230	6	2,964	87	455	57	2,273	75,890	4.89	4.72
G- 25,000 - 49,999	9	9	91,494	294	288	8	4,310	68	589	24	2,895	99,972	3.15	6.09
H- OVER - 50,000	8	8	251,962	35,081	570	42	10,370	109	1,690	76	858	300,759	3.29	4.89
I-COUNTY LIBRARIES	3	3	66,493	-----	117	----	1,877	13	272	13	218	69,004	3.22	1.87
STATE AVERAGE	525	500	20,470	619	67	78	619	9	149	15	312	22,339	5.43	4.56

REPORT OF CIRCULATION - STATE TOTAL

SIZE GROUP	NO. LIB TOT	NO. LIB RPT	ADULT BOOKS	JUVENILE BOOKS	FILMS	VIDEO	AUDIO	PERIOD.	OTHER	TOTAL CIRCULATION	TURNOVER OF COLLECTION	CIRC. PER CAP.
A- 0 - 499	118	107	229,334	280,110	2,119	81,512	10,877	80,369	13,129	697,450	.94	19.16
B- 500 - 999	141	135	579,651	686,674	786	142,977	34,197	165,464	22,076	1,631,825	1.24	16.39
C- 1,000 - 2,499	146	139	1,120,483	1,147,836	2,675	180,999	59,461	303,432	47,746	2,862,632	1.45	13.41
D- 2,500 - 4,999	52	51	1,135,467	1,071,589	2,874	152,624	79,405	213,160	42,550	2,697,669	2.15	14.62
E- 5,000 - 9,999	36	36	1,503,125	1,398,295	2,461	177,464	129,987	284,777	63,996	3,560,105	2.44	13.74
F- 10,000 - 24,999	12	12	944,431	840,908	950	152,452	96,801	92,816	49,778	2,178,136	2.39	11.69
G- 25,000 - 49,999	9	9	1,240,317	1,034,191	413	132,142	140,754	140,428	64,094	2,752,339	3.06	9.63
H- OVER - 50,000	8	8	3,052,544	1,851,167	6,709	361,605	289,340	158,523	47,935	5,767,823	2.40	7.88
I-COUNTY LIBRARIES	3	3	207,338	144,003	53	8,423	5,915	38,914	44,642	449,288	2.17	7.22
STATE TOTAL	525	500	10,012,690	8,454,773	19,040	1,390,198	846,737	1,477,883	395,946	22,597,267	2.02	10.98

REPORT OF CIRCULATION - STATE AVERAGE

SIZE GROUP	NO. LIB TOT	NO. LIB RPT	ADULT BOOKS	JUVENILE BOOKS	FILMS	VIDEO	AUDIO	PERIOD.	OTHER	TOTAL CIRCULATION	TURNOVER OF COLLECTION	CIRC. PER CAP.
A- 0 - 499	118	107	2,143	2,618	20	762	102	751	123	6,518	.94	19.16
B- 500 - 999	141	135	4,294	5,086	6	1,059	253	1,226	164	12,088	1.24	16.39
C- 1,000 - 2,499	146	139	8,061	8,258	19	1,302	428	2,183	343	20,594	1.45	13.41
D- 2,500 - 4,999	52	51	22,264	21,012	56	2,993	1,557	4,180	834	52,895	2.15	14.62
E- 5,000 - 9,999	36	36	41,753	38,842	68	4,930	3,611	7,910	1,778	98,892	2.44	13.74
F- 10,000 - 24,999	12	12	78,703	70,076	79	12,704	8,067	7,735	4,148	181,511	2.39	11.69
G- 25,000 - 49,999	9	9	137,813	114,910	46	14,682	15,639	15,603	7,122	305,815	3.06	9.63
H- OVER - 50,000	8	8	381,568	231,396	839	45,201	36,168	19,815	5,992	720,978	2.40	7.88
I-COUNTY LIBRARIES	3	3	69,113	48,001	18	2,808	1,972	12,971	14,881	149,763	2.17	7.22
STATE AVERAGE	525	500	20,025	16,910	38	2,780	1,693	2,956	792	45,195	2.02	10.98

PERSONNEL SUMMARY REPORT - STATE TOTALS

SIZE GROUP	NO. TOT	LIB RPT	NO. LIBRN.	LIBRN. FTE	NO.OTHER STAFF	OTHER FTE	FTE MASTERS LIB.SCI.	FTE COLLEGE DEGREE	FTE H.S. GRAD.	NO. VOL.	ANN. VOL. HRS.
A- 0- 499	118	107	132	38.86	41	5.24	.50	6.56	31.09	826	20,612
B- 500- 999	141	135	193	71.11	82	11.58	1.58	25.09	70.32	751	20,136
C- 1,000- 2,499	146	139	254	122.18	149	30.91	1.50	53.89	83.45	1,269	21,822
D- 2,500- 4,999	52	51	143	92.10	115	43.20	8.10	61.86	59.60	422	9,782
E- 5,000- 9,999	36	36	120	100.84	177	81.34	19.65	66.28	83.31	650	17,343
F- 10,000- 24,999	12	12	67	49.77	122	70.09	18.00	51.00	52.39	254	10,710
G- 25,000- 49,999	9	9	68	63.95	151	100.10	37.50	55.33	66.12	494	14,416
H- OVER 50,000	8	8	125	116.18	358	240.48	103.55	99.06	132.88	1,199	30,261
I- COUNTY LIB	3	3	11	11.00	29	15.32	4.00	4.40	17.22	30	1,282
STATE TOTALS	525	500	1,113	665.99	1,224	598.26	194.38	423.47	596.38	5,895	146,364

PERSONNEL SUMMARY REPORT - STATE AVERAGES

SIZE GROUP	NO. TOT	LIB RPT	NO. LIBRN.	LIBRN. FTE	NO.OTHER STAFF	OTHER FTE	FTE MASTERS LIB.SCI.	FTE COLLEGE DEGREE	FTE H.S. GRAD.	NO. VOL.	ANN. VOL. HRS.
A- 0- 499	118	107	1	.36	-----	.05	--------	.06	.29	8	193
B- 500- 999	141	135	1	.53	1	.09	.01	.19	.52	6	149
C- 1,000- 2,499	146	139	2	.88	1	.22	.01	.39	.60	9	157
D- 2,500- 4,999	52	51	3	1.81	2	.85	.16	1.21	1.17	8	192
E- 5,000- 9,999	36	36	3	2.80	5	2.26	.55	1.84	2.31	18	482
F- 10,000- 24,999	12	12	6	4.15	10	5.84	1.50	4.25	4.37	21	893
G- 25,000- 49,999	9	9	8	7.11	17	11.12	4.17	6.15	7.35	55	1,602
H- OVER 50,000	8	8	16	14.52	45	30.06	12.94	12.38	16.61	150	3,783
I- COUNTY LIB	3	3	4	3.67	10	5.11	1.33	1.47	5.74	10	427
STATE AVERAGES	525	500	2	1.33	2	1.20	.39	.85	1.19	12	293

BORROWER TO POPULATION SUMMARY REPORT - STATE TOTALS

SIZE GROUP	NO. TOT	LIB RPT	REGISTRATION	BORROWERS ADDED	BORROWERS WITHDRAWN	PERCENT BORROWER TO POP. RATIO
A- 0- 499	118	107	34,139	4,144	1,895	93.1
B- 500- 999	141	135	86,723	10,842	5,209	86.6
C- 1,000- 2,499	146	139	174,417	26,142	22,114	81.7
D- 2,500- 4,999	52	51	161,558	23,406	11,135	87.5
E- 5,000- 9,999	36	36	209,589	39,788	29,335	80.9
F- 10,000- 24,999	12	12	149,669	29,053	28,628	80.3
G- 25,000- 49,999	9	9	153,791	28,899	19,300	53.8
H- OVER 50,000	8	8	331,217	62,046	31,444	45.2
I- COUNTY LIB	3	3	18,293	2,928	182	29.3
STATE TOTALS	525	500	1,319,396	27,248	49,242	64.0

BORROWER TO POPULATION SUMMARY REPORT - STATE AVERAGES

SIZE GROUP	NO. TOT	LIB RPT	REGISTRATION	BORROWERS ADDED	BORROWERS WITHDRAWN	PERCENT BORROWER TO POP. RATIO
A- 0- 499	118	107	319	39	18	93.0
B- 500- 999	141	135	642	80	39	86.6
C- 1,000- 2,499	146	139	1,255	188	159	81.7
D- 2,500- 4,999	52	51	3,168	459	218	87.5
E- 5,000- 9,999	36	36	5,822	1,105	815	80.8
F- 10,000- 24,999	12	12	12,472	2,421	2,386	80.3
G- 25,000- 49,999	9	9	17,088	3,211	2,144	53.8
H- OVER 50,000	8	8	41,402	7,756	3,931	45.2
I- COUNTY LIB	3	3	6,098	976	61	29.3
STATE AVERAGES	525	500	2,639	54	98	64.0

OUTPUT MEASURES SUMMARY REPORT - STATE TOTALS

SIZE GROUP	NO. LIB TOT	NO. LIB RPT	IN-LIB. MAT. USE	ANN. NO. LIB VISITS	REPORTING POP.	PER CAPITA MAT. USE	PER CAPITA LIB VISITS
A- 0- 499	118	107	135,304	352,895	36,665	3.69	9.62
B- 500- 999	141	135	407,190	703,974	100,066	4.07	7.04
C- 1,000- 2,499	146	139	577,374	1,356,638	213,402	2.71	6.36
D- 2,500- 4,999	52	51	774,813	1,237,189	184,471	4.20	6.71
E- 5,000- 9,999	36	36	1,632,497	2,389,212	259,075	6.30	9.22
F- 10,000- 24,999	12	12	545,037	860,951	186,281	2.93	4.62
G- 25,000- 49,999	9	9	1,289,084	1,159,073	285,721	4.51	4.06
H- OVER 50,000	8	8	3,124,555	3,368,022	731,776	4.27	4.60
I- COUNTY LIB	3	3	71,552	114,847	62,269	1.15	1.84
STATE TOTALS	525	500	8,557,406	11,542,801	2,059,726	4.15	5.60

OUTPUT MEASURES SUMMARY REPORT - STATE AVERAGES

SIZE GROUP	NO. LIB TOT	NO. LIB RPT	IN-LIB. MAT. USE	ANN. NO. LIB VISITS	REPORTING POP.	PER CAPITA MAT. USE	PER CAPITA LIB VISITS
A- 0- 499	118	107	1,265	3,298	343	3.69	9.62
B- 500- 999	141	135	3,016	5,215	741	4.07	7.04
C- 1,000- 2,499	146	139	4,154	9,760	1,535	2.71	6.36
D- 2,500- 4,999	52	51	15,192	24,259	3,617	4.20	6.71
E- 5,000- 9,999	36	36	45,347	66,367	7,197	6.30	9.22
F- 10,000- 24,999	12	12	45,420	71,746	15,523	2.93	4.62
G- 25,000- 49,999	9	9	143,232	128,786	31,747	4.51	4.06
H- OVER 50,000	8	8	390,569	421,003	91,472	4.27	4.60
I- COUNTY LIB	3	3	23,851	38,282	20,756	1.15	1.84
STATE AVERAGES	525	500	17,115	23,086	4,119	4.16	5.60

FILL RATE SUMMARY - STATE AVERAGES

SIZE GROUP	NO. LIB TOT	RPT	TITLE FILL RATE %	HIGH TITLE FILL RATE %	LOW TITLE FILL RATE %	SUBJ./AUTH. FILL RATE %	HIGH SUBJ./ AUTH. RATE %	LOW SUBJ./ AUTH. RATE %	BROWSER FILL RATE %	HIGH BROW. FILL RATE %	LOW BROW FILL RATE %
A- 0 - 499	118	107	84.14	96.00	26.00	84.30	97.00	33.00	90.24	97.00	33.00
B- 500 - 999	141	135	79.08	96.00	16.00	79.76	96.00	47.00	90.50	99.00	33.00
C- 1,000 - 2,499	146	139	83.87	99.00	40.00	85.69	99.00	38.00	90.26	99.00	11.00
D- 2,500 - 4,999	52	51	80.80	97.00	50.00	84.10	96.00	60.00	94.22	98.00	75.00
E- 5,000 - 9,999	36	36	75.72	95.00	40.00	79.92	97.00	52.00	92.55	99.00	68.00
F- 10,000 - 24,999	12	12	78.13	95.00	67.00	83.91	98.00	74.00	95.13	98.00	75.00
G- 25,000 - 49,999	9	9	69.00	84.00	61.00	89.78	96.00	60.00	92.40	93.00	77.00
H- OVER 50,000	8	8	64.47	76.00	54.00	74.31	80.00	70.00	92.51	97.00	86.00
I- COUNTY LIB.	3	3	56.90	69.00	55.00	70.43	78.00	68.00	94.26	94.00	94.00
STATE AVERAGES	525	500	76.03	99.00	16.00	82.38	99.00	33.00	91.92	99.00	11.00

DOCUMENT DELIVERY SUMMARY REPORT - STATE TOTALS

SIZE GROUP	NO. TOT	LIB RPT	NO. REQUESTS UNAVAILABLE IMMEDIATELY	DOC. DELIV. IN 7 DAYS	PERCENT DELIVERED IN 7 DAYS	DOC. DELIV. IN 14 DAYS	PERCENT DELIVERED IN 14 DAYS	DOC.DELIV. IN 30 DAYS	NO. REQUESTS UNAVAILABLE AFTER 30 DAYS	PERCENT UNAVAILABLE AFTER 30 DAYS
A- 0 - 499	118	107	688	487	70.78	118	17.15	54	29	4.21
B- 500 - 999	141	135	1,228	718	58.46	256	20.84	125	129	10.50
C- 1,000 - 2,499	146	139	1,696	907	53.47	419	24.70	180	190	11.20
D- 2,500 - 4,999	52	51	1,246	733	58.82	247	19.82	153	113	9.06
E- 5,000 - 9,999	36	36	2,292	950	41.44	540	23.56	499	303	13.21
F- 10,000 - 24,999	12	12	812	285	35.09	204	25.12	189	134	16.50
G- 25,000 - 49,999	9	9	1,915	898	46.89	438	22.87	347	232	12.11
H- OVER 50,000	8	8	4,322	2,164	50.06	667	15.43	661	830	19.20
I- COUNTY LIB.	3	3	100	29	29.00	14	14.00	29	28	28.00
STATE TOTALS	525	500	14,299	7,171	50.15	2,903	20.30	2,237	1,988	13.90

DOCUMENT DELIVERY SUMMARY REPORT - STATE AVERAGES

SIZE GROUP	NO. TOT	LIB RPT	NO. REQUESTS UNAVAILABLE IMMEDIATELY	DOC. DELIV. IN 7 DAYS	PERCENT DELIVERED IN 7 DAYS	DOC. DELIV. IN 14 DAYS	PERCENT DELIVERED IN 14 DAYS	DOC.DELIV. IN 30 DAYS	NO. REQUESTS UNAVAILABLE AFTER 30 DAYS	PERCENT UNAVAILABLE AFTER 30 DAYS
A- 0 - 499	118	107	6	5	70.78	1	17.15	1	---------	4.21
B- 500 - 999	141	135	9	5	58.46	2	20.84	1	1	10.50
C- 1,000 - 2,499	146	139	12	7	53.47	3	24.70	1	1	11.20
D- 2,500 - 4,999	52	51	24	14	58.82	5	19.82	3	2	9.06
E- 5,000 - 9,999	36	36	63	26	41.44	15	23.56	14	8	13.21
F- 10,000 - 24,999	12	12	67	24	35.09	17	25.12	16	11	16.50
G- 25,000 - 49,999	9	9	212	100	46.89	49	22.87	39	26	12.11
H- OVER 50,000	8	8	540	271	50.06	83	15.43	83	104	19.20
I- COUNTY LIB.	3	3	33	10	29.00	5	14.00	10	9	28.00
STATE AVERAGES	525	500	28	14	50.15	6	20.30	4	4	13.90

REFERENCE FILL RATE SUMMARY REPORT - STATE AVERAGES

SIZE GROUP	NO. TOT	LIB RPT	NUMBER OF TRANSACTIONS	TRANSACTIONS COMPLETED	FILL RATE %	REF. TRANS. PER CAPITA	HIGHEST FILL RATE %	LOWEST FILL RATE %
A- 0 - 499	118	107	1,429	1,218	85.23	0.04	98.00	18.00
B- 500 - 999	141	135	1,838	1,520	82.69	0.01	96.00	38.00
C- 1,000 - 2,499	146	139	3,641	3,155	86.65	0.01	96.00	50.00
D- 2,500 - 4,999	52	51	2,092	1,837	87.81	0.01	99.00	17.00
E- 5,000 - 9,999	36	36	2,219	1,918	86.43	0.00	98.00	66.00
F- 10,000 - 24,999	12	12	1,342	1,125	83.83	0.00	97.00	68.00
G- 25,000 - 49,999	9	9	3,032	2,650	87.40	0.01	95.00	56.00
H- OVER $0,000	8	8	10,193	8,868	87.00	0.01	98.00	78.00
I- COUNTY LIB.	3	3	481	373	77.54	0.00	96.00	75.00
STATE AVERAGES	525	500	26,267	22,664	86.28	0.01	99.00	17.00

II Summary of Income

* In Dollars by Region
* Percentage by Region
* By Library

SUMMARY OF INCOME DATA IN DOLLARS - REGION CE TOTAL

CE T

SIZE GROUP	NO. TOT	LIB RPT	CITY APPR.	SPECIAL CITY APPR.	COUNTY APPR.	FEDERAL ASSIST.	OTHER GOV. REVENUE	OTHER GRANTS	ENDOWMENTS AND GIFTS	FINES FEES	OTHER INCOME	PER CAPITA	TOTAL INCOME
A- 0- 499	118	7	$ 22,375	$ ---------	$ 20,194	$ ---------	$ ---------	$ ---------	$ 7,454	$ 294	$ 423	$ 21.29	$ 50,784
B- 500- 999	141	17	130,380	750	80,981	3,065	2,643	---------	156,248	1,987	8,013	31.23	384,296
C- 1,000- 2,499	146	17	319,157	9,700	52,207	---------	723	10,880	120,819	10,636	23,804	20.45	549,900
D- 2,500- 4,999	52	7	375,705	14,150	75,250	3,200	1,077	---------	33,863	17,023	7,129	22.53	534,485
E- 5,000- 9,999	36	5	520,734	313,217	57,175	70,000	1,890	---------	399,024	25,272	3	39.70	1,398,102
F-10,000-24,999	12	6	1,589,622	67,127	91,339	10,000	233,940	---------	17,681	88,957	65,000	23.25	2,183,507
G-25,000-49,999	9	2	1,548,886	---------	68,709	90,216	5,776	1,000	18,331	94,633	----------	25.67	1,866,335
H- OVER 50,000	8	1	3,615,399	30,605	----------	22,548	---------	10,628	3,782	---------	16,817	19.63	3,748,808
I- COUNTY LIBR	3	---	----------	---------	----------	---------	---------	---------	---------	---------	----------	------	----------
REGION CE		62	$ 8,122,258	$ 435,549	$ 445,855	$ 199,029	$ 246,049	$ 22,508	$ 757,202	$ 238,802	$ 121,189	$ 23.39	$10,718,217

SUMMARY OF INCOME DATA IN DOLLARS - REGION EC TOTAL

EC T

SIZE GROUP	NO. TOT	LIB RPT	CITY APPR.	SPECIAL CITY APPR.	COUNTY APPR.	FEDERAL ASSIST.	OTHER GOV. REVENUE	OTHER GRANTS	ENDOWMENTS AND GIFTS	FINES FEES	OTHER INCOME	PER CAPITA	TOTAL INCOME
A- 0- 499	118	7	$ 18,556	$ 1,270	$ 18,416	$ ---------	$ 325	$ ---------	$ 4,952	$ 500	$ 1,992	$ 18.28	$ 44,279
B- 500- 999	141	22	156,104	3,000	90,765	---------	1,269	2,400	19,335	5,513	6,895	17.80	287,891
C- 1,000- 2,499	146	18	342,996	65,018	119,839	---------	475	---------	104,738	11,659	101,992	26.01	749,452
D- 2,500- 4,999	52	8	346,951	---------	70,268	126,634	615	2,000	371,494	18,042	885	29.93	945,452
E- 5,000- 9,999	36	4	515,757	124,168	49,114	---------	973	3,000	176,384	21,801	2,315	32.77	914,617
F-10,000-24,999	12	1	244,764	---------	35,595	---------	---------	---------	1,067	9,253	----------	15.44	300,687
G-25,000-49,999	9	1	425,725	12,000	11,000	---------	1,478	1,500	8,325	24,704	925	14.84	487,225
H- OVER 50,000	8	2	3,361,452	140,316	277,088	68,231	22,027	65,000	118,286	155,290	142,074	28.48	4,577,497
I- COUNTY LIBR	3	---	----------	---------	----------	---------	---------	---------	---------	---------	----------	------	----------
REGION EC		63	$ 5,412,305	$ 345,772	$ 672,085	$ 194,865	$ 27,162	$ 73,900	$ 804,581	$ 246,762	$ 257,078	$ 25.96	$ 8,309,100

SUMMARY OF INCOME DATA IN DOLLARS - REGION NC TOTAL

NC T

SIZE GROUP	NO. TOT	LIB RPT	CITY APPR.	SPECIAL CITY APPR.	COUNTY APPR.	FEDERAL ASSIST.	OTHER GOV. REVENUE	OTHER GRANTS	ENDOWMENTS AND GIFTS	FINES FEES	OTHER INCOME	PER CAPITA	TOTAL INCOME
A- 0- 499	118	30	$ 115,990	$ 8,631	$ 225,176	$ ---------	$ 272	$ 2,122	$ 58,871	$ 15,077	$ 13,735	$ 42.49	$ 444,879
B- 500- 999	141	21	179,316	900	192,309	1,096	3,464	1,345	54,328	14,705	25,089	31.91	478,643
C- 1,000- 2,499	146	14	178,020	4,000	135,961	---------	5,199	1,025	11,761	3,557	22,319	17.70	363,835
D- 2,500- 4,999	52	9	527,459	27,205	175,945	6,636	8,217	750	119,468	14,238	22,216	27.22	905,593
E- 5,000- 9,999	36	5	488,773	---------	96,661	---------	3,484	3,500	235,883	15,293	9,910	23.01	857,622
F-10,000-24,999	12	---	---------	---------	---------	---------	---------	---------	---------	---------	---------	------	---------
G-25,000-49,999	9	2	669,510	21,000	83,980	---------	11,000	---------	69,078	26,252	10,665	15.06	896,829
H- OVER 50,000	8	---	---------	---------	---------	---------	---------	---------	---------	---------	---------	------	---------
I- COUNTY LIBR	3	---	---------	---------	---------	---------	---------	---------	---------	---------	---------	------	---------
REGION NC		81	$ 2,159,068	$ 61,736	$ 910,032	$ 7,732	$ 31,636	$ 8,742	$ 549,389	$ 89,122	$ 103,934	$ 22.41	$ 3,947,401

SUMMARY OF INCOME DATA IN DOLLARS - REGION NE TOTAL

NE T

SIZE GROUP	NO. TOT	LIB RPT	CITY APPR.	SPECIAL CITY APPR.	COUNTY APPR.	FEDERAL ASSIST.	OTHER GOV. REVENUE	OTHER GRANTS	ENDOWMENTS AND GIFTS	FINES FEES	OTHER INCOME	PER CAPITA	TOTAL INCOME
A- 0- 499	118	16	$ 54,414	$ 5,500	$ 60,617	$ 2,416	$ 1,038	$ 18,625	$ 40,494	$ 3,912	$ 4,581	$ 35.96	$ 191,626
B- 500- 999	141	24	187,213	5,000	132,902	---------	3,344	3,475	43,189	7,048	18,798	22.55	401,431
C- 1,000- 2,499	146	25	469,863	8,607	192,723	---------	2,533	5,173	198,865	27,620	22,643	22.90	931,344
D- 2,500- 4,999	52	8	376,805	750	73,561	6,763	6,436	2,175	7,354	7,381	9,324	15.82	490,744
E- 5,000- 9,999	36	4	383,299	14,900	67,891	---------	9,568	12,000	61,852	19,271	34,045	19.91	605,019
F-10,000-24,999	12	---	---------	---------	---------	---------	---------	---------	---------	---------	---------	------	---------
G-25,000-49,999	9	1	529,780	---------	30,872	6,037	454	1,275	20,174	22,973	4,128	17.28	627,768
H- OVER 50,000	8	2	1,738,147	433,864	43,636	8,612	68,158	760	44,475	84,573	4,304	17.88	2,472,708
I- COUNTY LIBR	3	1	16,218	---------	195,571	---------	---------	---------	---------	1,943	1,804	10.67	215,536
REGION NE		81	$ 3,755,739	$ 468,621	$ 797,773	$ 23,828	$ 91,531	$ 43,473	$ 416,403	$ 174,721	$ 99,627	$ 18.55	$ 5,936,176

SUMMARY OF INCOME DATA IN DOLLARS - REGION NW TOTAL

NW T

SIZE GROUP	NO. TOT	LIB RPT	CITY APPR.	SPECIAL CITY APPR.	COUNTY APPR.	FEDERAL ASSIST.	OTHER GOV. REVENUE	OTHER GRANTS	ENDOWMENTS AND GIFTS	FINES FEES	OTHER INCOME	PER CAPITA	TOTAL INCOME
A- 0- 499	118	23	$ 54,730	$ ---------	$ 83,084	$ ---------	$ 2,353	$ 500	$ 15,938	$ 8,565	$ 29,358	$ 27.35	$ 194,547
B- 500- 999	141	29	175,595	3,000	129,094	1,800	15,100	1,027	43,400	10,244	7,097	17.26	386,535
C- 1,000- 2,499	146	27	513,522	2,450	158,151	3,600	250	750	90,014	16,152	34,887	20.24	819,776
D- 2,500- 4,999	52	10	636,402	218,033	137,224	16,608	4,143	1,843	203,800	30,980	15,311	35.89	1,264,344
E- 5,000- 9,999	36	7	838,574	5,300	73,862	1,800	4,520	---------	52,646	15,802	8,215	18.89	1,001,258
F-10,000-24,999	12	1	186,816	31,500	9,500	---------	46	---------	2,367	2,973	462	19.93	233,671
G-25,000-49,999	9	---	---------	---------	---------	---------	---------	---------	---------	---------	---------	------	---------
H- OVER 50,000	8	1	1,407,440	---------	---------	100,000	---------	---------	2,549,595	36,625	28,218	50.83	4,168,150
I- COUNTY LIBR	3	1	23,376	---------	70,130	---------	---------	---------	---------	---------	---------	7.37	93,506
REGION NW		99	$ 3,836,455	$ 260,283	$ 661,045	$ 123,808	$ 26,412	$ 4,120	$ 2,957,760	$ 121,341	$ 123,568	$ 30.84	$ 8,161,787

SUMMARY OF INCOME DATA IN DOLLARS - REGION SE TOTAL

SE T

SIZE GROUP	NO. TOT	LIB RPT	CITY APPR.	SPECIAL CITY APPR.	COUNTY APPR.	FEDERAL ASSIST.	OTHER GOV. REVENUE	OTHER GRANTS	ENDOWMENTS AND GIFTS	FINES FEES	OTHER INCOME	PER CAPITA	TOTAL INCOME
A- 0- 499	118	10	$ 9,591	$ ---------	$ 27,046	$ ---------	$ 52	$ ---------	$ 6,613	$ 408	$ 2,282	$ 13.42	$ 46,149
B- 500- 999	141	11	44,460	---------	32,688	2,600	30	---------	15,705	4,471	2,311	12.40	102,486
C- 1,000- 2,499	146	15	187,061	3,500	70,003	5,650	819	1,020	69,371	14,372	10,625	17.06	363,917
D- 2,500- 4,999	52	4	113,978	---------	62,463	---------	1,818	---------	4,388	1,956	4,874	15.46	189,513
E- 5,000- 9,999	36	4	448,235	35,900	72,011	2,428	2,675	---------	65,727	33,066	8,743	22.48	671,964
F-10,000-24,999	12	4	914,732	125,600	90,093	---------	18,559	1,110	21,395	50,653	12,715	20.22	1,236,229
G-25,000-49,999	9	3	1,255,524	120,437	36,569	1,916	7,956	---------	128,477	39,113	41,148	19.72	1,662,038
H- OVER 50,000	8	1	1,762,020	229,000	---------	---------	---------	5,100	14,360	42,590	---------	21.20	2,169,013
I- COUNTY LIBR	3	1	196,830	---------	220,366	---------	18,884	---------	---------	12,000	---------	15.30	449,405
REGION SE		53	$ 4,932,431	$ 514,437	$ 611,239	$ 12,594	$ 50,793	$ 7,230	$ 326,036	$ 198,029	$ 82,898	$ 19.56	$ 6,910,714

SUMMARY OF INCOME DATA IN DOLLARS - REGION SW TOTAL

SW T

SIZE GROUP	NO. TOT	LIB RPT	CITY APPR.	SPECIAL CITY APPR.	COUNTY APPR.	FEDERAL ASSIST.	OTHER GOV. REVENUE	OTHER GRANTS	ENDOWMENTS AND GIFTS	FINES FEES	OTHER INCOME	PER CAPITA	TOTAL INCOME
A- 0- 499	118	14	$ 33,462	$ 1,947	$ 49,864	$ ---------	$ 694	$ ---------	$ 3,761	$ 1,807	$ 4,243	$ 17.83	$ 96,207
B- 500- 999	141	11	73,951	125	40,121	---------	50	500	5,965	1,799	2,413	15.54	125,149
C- 1,000- 2,499	146	23	309,603	---------	130,610	---------	4,139	---------	43,764	20,205	30,370	15.56	539,138
D- 2,500- 4,999	52	5	168,898	---------	33,343	2,500	456	---------	48,478	6,178	4,733	15.23	244,798
E- 5,000- 9,999	36	7	587,970	33,986	112,388	3,582	2,517	---------	83,048	28,666	8,113	18.98	861,694
F-10,000-24,999	12	---	---------	---------	---------	---------	---------	---------	---------	---------	---------	------	---------
G-25,000-49,999	9	---	---------	---------	---------	---------	---------	---------	---------	---------	---------	------	---------
H- OVER 50,000	8	1	543,615	---------	31,784	---------	58,412	---------	36,454	25,952	---------	12.33	696,217
I- COUNTY LIBR	3	---	---------	---------	---------	---------	---------	---------	---------	---------	---------	------	---------
REGION SW		61	$ 1,717,499	$ 36,058	$ 398,110	$ 6,082	$ 66,268	$ 500	$ 221,470	$ 84,607	$ 49,872	$ 16.44	$ 2,583,203

SUMMARY OF INCOME DATA BY PERCENTAGES - REGION CE

SIZE GROUP	CITY APPR.	SPECIAL CITY APPR.	COUNTY APPR.	FEDERAL ASSIST.	OTHER GOV.REV.	OTHER GRANTS	ENDOW GIFTS	FINES FEES	OTHER INCOME
A- 0- 499	44.05	------	39.76	------	------	------	14.67	00.57	00.83
B- 500- 999	33.75	00.19	20.96	00.79	00.60	------	40.44	00.51	02.07
C- 1,000- 2,499	58.03	01.76	09.49	------	00.13	01.97	21.97	01.93	04.32
D- 2,500- 4,999	70.29	02.64	14.07	00.59	00.20	------	06.33	03.18	01.33
E- 5,000- 9,999	37.24	22.40	04.08	05.00	00.13	------	28.54	01.80	------
F-10,000-24,999	72.80	03.07	04.18	00.45	10.71	------	00.80	04.07	02.97
G-25,000-49,999	82.99	------	03.68	04.83	00.30	00.05	00.98	05.07	------
H- OVER 50,000	96.44	00.81	------	00.60	------	00.28	00.10	------	00.44
I- COUNTY LIBR	------	------	------	------	------	------	------	------	------
REGION CE	75.77	04.06	04.15	01.85	02.29	00.20	07.06	02.22	01.13

SUMMARY OF INCOME DATA BY PERCENTAGES - REGION EC

SIZE GROUP	CITY APPR.	SPECIAL CITY APPR.	COUNTY APPR.	FEDERAL ASSIST.	OTHER GOV.REV.	OTHER GRANTS	ENDOW GIFTS	FINES FEES	OTHER INCOME
A- 0- 499	40.09	02.74	39.79	------	00.70	------	10.70	01.08	04.00
B- 500- 999	54.22	01.04	31.52	------	00.44	00.83	06.71	01.91	02.39
C- 1,000- 2,499	45.76	08.67	15.99	------	00.06	------	13.97	01.55	13.60
D- 2,500- 4,999	34.69	------	07.43	13.39	00.06	00.21	39.29	01.90	00.09
E- 5,000- 9,999	56.39	13.57	05.36	------	00.10	00.32	19.28	02.38	00.25
F-10,000-24,999	81.40	------	11.83	------	------	------	00.95	03.07	------
G-25,000-49,999	87.37	02.46	02.25	------	00.30	00.30	01.70	05.07	00.18
H- OVER 50,000	73.43	03.06	06.05	01.49	00.48	01.41	02.58	03.39	03.10
I- COUNTY LIBR	------	------	------	------	------	------	------	------	------
REGION EC	65.13	04.16	08.08	02.34	00.32	00.88	09.68	02.96	03.09

SUMMARY OF INCOME DATA BY PERCENTAGES - REGION NC

SIZE GROUP	CITY APPR.	SPECIAL CITY APPR.	COUNTY APPR.	FEDERAL ASSIST.	OTHER GOV.REV.	OTHER GRANTS	ENDOW GIFTS	FINES FEES	OTHER INCOME
A- 0- 499	26.07	01.94	50.61	------	00.06	00.47	13.23	03.38	03.08
B- 500- 999	37.46	00.18	40.17	00.22	00.72	00.28	11.35	03.07	05.24
C- 1,000- 2,499	48.92	01.09	37.36	------	01.42	00.28	03.23	00.97	06.13
D- 2,500- 4,999	58.24	03.00	19.42	00.73	00.90	00.08	13.19	01.57	02.45
E- 5,000- 9,999	56.99	------	11.27	------	00.40	00.40	27.50	01.78	01.15
F-10,000-24,999	------	------	------	------	------	------	------	------	------
G-25,000-49,999	74.65	02.34	09.36	------	01.22	------	07.70	02.92	01.18
H- OVER 50,000	------	------	------	------	------	------	------	------	------
I- COUNTY LIBR	------	------	------	------	------	------	------	------	------
REGION NC	54.69	01.56	23.05	00.19	00.80	00.22	13.91	02.25	02.63

SUMMARY OF INCOME DATA BY PERCENTAGES - REGION NE

SIZE GROUP	CITY APPR.	SPECIAL CITY APPR.	COUNTY APPR.	FEDERAL ASSIST.	OTHER GOV.REV.	OTHER GRANTS	ENDOW GIFTS	FINES FEES	OTHER INCOME
A- 0- 499	28.39	02.87	31.63	01.26	00.54	09.71	21.13	02.04	02.39
B- 500- 999	46.63	01.24	33.10	------	00.83	00.86	10.75	01.75	04.68
C- 1,000- 2,499	50.44	00.92	20.69	------	00.27	00.55	21.35	02.96	02.43
D- 2,500- 4,999	76.78	00.15	14.98	01.37	01.31	00.44	01.49	01.50	01.89
E- 5,000- 9,999	63.35	02.46	11.22	------	01.58	01.98	10.22	03.18	05.62
F-10,000-24,999	------	------	------	------	------	------	------	------	------
G-25,000-49,999	84.39	------	04.91	00.96	00.07	00.20	03.21	03.65	00.65
H- OVER 50,000	70.29	17.54	01.76	00.34	02.75	00.03	01.79	03.42	00.17
I- COUNTY LIBR	07.52	------	90.73	------	------	------	------	00.90	00.83
REGION NE	63.26	07.89	13.43	00.40	01.54	00.73	07.01	02.94	01.67

SUMMARY OF INCOME DATA BY PERCENTAGES - REGION NW

SIZE GROUP	CITY APPR.	SPECIAL CITY APPR.	COUNTY APPR.	FEDERAL ASSIST.	OTHER GOV.REV.	OTHER GRANTS	ENDOW GIFTS	FINES FEES	OTHER INCOME
A- 0- 499	28.13	------	42.70	------	01.20	00.25	08.19	04.40	15.09
B- 500- 999	45.42	00.77	33.39	00.46	03.90	00.26	11.22	02.65	01.83
C- 1,000- 2,499	62.64	00.29	19.29	00.43	00.03	00.09	10.98	01.97	04.25
D- 2,500- 4,999	50.33	17.24	10.85	01.31	00.32	00.14	16.11	02.45	01.21
E- 5,000- 9,999	83.75	00.52	07.37	00.17	00.45	------	05.25	01.57	00.82
F-10,000-24,999	79.94	13.48	04.06	------	00.01	------	01.01	01.27	00.19
G-25,000-49,999	------	------	------	------	------	------	------	------	------
H- OVER 50,000	33.76	------	------	02.39	------	------	61.16	00.87	00.67
I- COUNTY LIBR	24.99	------	75.00	------	------	------	------	------	------
REGION NW	47.00	03.18	08.09	01.51	00.32	00.05	36.23	01.48	01.51

SUMMARY OF INCOME DATA BY PERCENTAGES - REGION SE

SIZE GROUP	CITY APPR.	SPECIAL CITY APPR.	COUNTY APPR.	FEDERAL ASSIST.	OTHER GOV.REV.	OTHER GRANTS	ENDOW GIFTS	FINES FEES	OTHER INCOME
A- 0- 499	20.78	------	58.60	------	00.11	------	14.32	00.88	04.94
B- 500- 999	43.38	------	31.89	02.53	00.02	------	15.32	04.36	02.25
C- 1,000- 2,499	51.40	00.96	19.23	01.55	00.22	00.28	19.06	03.94	02.97
D- 2,500- 4,999	60.14	------	32.95	------	00.95	------	02.31	01.03	02.57
E- 5,000- 9,999	66.70	05.34	10.71	00.36	00.39	------	09.78	04.92	01.30
F-10,000-24,999	73.99	10.15	07.28	------	01.50	00.08	01.73	04.04	01.02
G-25,000-49,999	75.54	07.24	02.20	00.11	00.47	------	07.73	02.35	02.47
H- OVER 50,000	80.49	10.46	------	------	------	00.23	00.65	01.94	------
I- COUNTY LIBR	43.79	------	49.03	------	04.20	------	------	02.67	------
REGION SE	71.37	07.44	08.84	00.18	00.73	00.10	04.71	02.86	01.19

SUMMARY OF INCOME DATA BY PERCENTAGES - REGION SW

SIZE GROUP	CITY APPR.	SPECIAL CITY APPR.	COUNTY APPR.	FEDERAL ASSIST.	OTHER GOV.REV.	OTHER GRANTS	ENDOW GIFTS	FINES FEES	OTHER INCOME
A- 0- 499	34.78	02.02	51.82	------	00.72	------	03.90	01.87	04.41
B- 500- 999	59.09	00.09	32.05	------	00.03	00.39	04.76	01.43	01.92
C- 1,000- 2,499	57.42	------	24.22	------	00.76	------	08.11	03.74	05.63
D- 2,500- 4,999	63.78	------	12.59	00.94	00.17	------	18.30	02.33	01.78
E- 5,000- 9,999	68.23	03.94	13.04	00.41	00.29	------	09.63	03.32	00.94
F-10,000-24,999	------	------	------	------	------	------	------	------	------
G-25,000-49,999	------	------	------	------	------	------	------	------	------
H- OVER 50,000	78.08	------	04.56	------	08.38	------	05.23	03.72	------
I- COUNTY LIBR	------	------	------	------	------	------	------	------	------
REGION SW	66.48	01.39	15.41	00.23	02.56	00.01	08.57	03.27	01.93

LIBRARY REPORT OF INCOME

NAME	REG	SZ CD	CITY APPR.	SPECIAL CITY APPR.	COUNTY APPR.	FEDERAL ASSIST.	OTHER GOV. REVENUE	OTHER GRANTS	ENDOWMENTS GIFTS FINES,FEES	OTHER INCOME	PER CAPITA INCOME	TOTAL INCOME
ACKLEY PUBLIC LIBRAR	NC	C	$14,389	-	$11,559	-	$45	-	$903	$389	$14.36	$27,285
ADAIR PUBLIC LIBRARY	SW	B	$7,920	-	$4,355	-	-	-	$227	-	$14.16	$12,502
ADEL PUBLIC LIBRARY	CE	D	$25,941	-	$13,239	-	$996	-	$3,114	-	$15.21	$43,290
AGENCY PUBLIC LIBRAR	SE	B	$1,300	-	$2,167	-	-	-	-	-	$5.28	$3,467
AKRON PUBLIC LIBRARY	NW	C	$31,600	-	$7,657	$1,800	-	-	$389	$1,278	$28.16	$42,724
ALBERT CITY PUBLIC L	NW	B	$4,696	-	$3,604	-	-	$177	$180	$124	$10.73	$8,781
ALBIA PUBLIC LIBRARY	SE	D	$17,000	-	$39,313	-	$1,437	-	$107	-	$13.83	$57,857
ALBION PUBLIC LIBRAR	CE	B	$2,408	-	$4,500	-	$776	-	$1,030	$406	$12.34	$9,120
ALDEN PUBLIC LIBRARY	NC	B	$15,000	-	$11,467	-	$50	-	$462	$486	$28.82	$27,465
ALEXANDER PUBLIC LIB	NC	A	$4,000	-	$13,090	-	-	-	$1,440	$1,000	$102.79	$19,530
ALGONA PUBLIC LIBRAR	NC	E	$123,098	-	$20,823	-	$3,484	-	$1,450	$2,836	$24.12	$151,691
ALLERTON PUBLIC LIBR	SW	B	$400	-	$936	-	-	-	$22	-	$2.03	$1,358
ALLISON PUBLIC LIBRA	NE	C	$19,425	$500	$6,075	-	-	-	$280	$1,006	$24.10	$27,286
ALTA PUBLIC LIBRARY	NW	C	$17,628	-	$3,604	-	-	-	$40,000	-	$35.60	$61,232
ALTA VISTA PUBLIC LI	NE	A	$2,600	-	$4,556	-	-	-	$1,100	$300	$27.25	$8,556
ALTON PUBLIC LIBRARY	NW	B	$11,300	-	$11,293	-	-	-	$3,283	$44	$26.29	$25,920
ALTOONA PUBLIC LIBRA	CE	E	$46,135	-	$19,400	-	$1,752	-	$4,482	$3	$12.45	$71,772
AMES PUBLIC LIBRARY	CE	G	$1,047,645	-	$51,709	$89,100	$37,167	-	$111,839	-	$29.22	$1,337,460
ANAMOSA PUBLIC LIBRA	EC	D	$33,415	-	$5,836	-	-	-	$4,912	-	$8.91	$44,163
ANITA PUBLIC LIBRARY	SW	C	$14,000	-	$3,557	-	-	-	$1,460	$720	$17.12	$19,737
ANKENY PUBLIC LIBRAR	CE	F	$155,240	$67,127	$46,592	$10,000	-	-	$16,652	$1,381	$19.25	$296,992
ANTHON PUBLIC LIBRAR	NW	B	$8,500	-	-	-	-	-	$87	-	$12.50	$8,587
APLINGTON PUBLIC LIB	NE	C	$13,347	-	$7,654	-	-	-	$1,186	-	$21.60	$22,187
ARCHER PUBLIC LIBRAR	NW	A	$500	-	$5,000	-	-	-	-	-	$41.04	$5,500
ARLINGTON PUBLIC LIB	NE	A	$6,538	-	$2,305	-	-	-	$1,967	-	$21.71	$10,810
ARMSTRONG PUBLIC LIB	NW	C	$6,000	-	$4,200	-	-	-	$147	$445	$9.36	$10,792
ARNOLDS PARK PUBLIC	NW	C	$12,720	-	$5,250	-	-	-	$135	-	$17.23	$18,105
ARTHUR PUBLIC LIBRAR	NW	A	$1,900	-	$2,535	-	-	-	$458	-	$16.99	$4,893
ASHTON PUBLIC LIBRAR	NW	A	$2,500	-	$4,237	-	-	-	$521	$120	$16.73	$7,378
ATKINS PUBLIC LIBRAR	EC	B	$8,395	-	$4,315	-	$120	-	$2,920	$319	$23.70	$16,069
ATLANTIC PUBLIC LIBR	SW	F	$65,951	-	$4,690	-	-	-	$874	$5,074	$9.83	$76,589
AUDUBON PUBLIC LIBRA	SW	D	$27,440	-	$13,200	$2,500	-	-	$1,435	$2,041	$16.41	$46,616
AURELIA PUBLIC LIBRA	NW	C	$17,266	-	$3,500	-	-	-	$700	-	$18.78	$21,466
AVOCA PUBLIC LIBRARY	SW	C	$17,096	-	$6,324	-	-	-	$23,924	$100	$28.75	$47,444
BAGLEY PUBLIC LIBRAR	SW	A	$400	-	$5,736	-	$200	-	$1,200	$1,420	$24.21	$8,956
BANCROFT PUBLIC LIBR	NC	C	$18,000	-	$7,948	-	$61	-	$224	$297	$24.52	$26,530
BATAVIA PUBLIC LIBRA	SE	B	$1,000	-	$600	-	-	-	$131	-	$3.30	$1,731
BATTLE CREEK PUBLIC	NW	B	$4,000	-	$3,705	-	-	-	$331	-	$8.74	$8,036
BAYARD PUBLIC LIBRAR	SW	B	$21,200	-	$6,898	-	$225	-	$1,138	$1,919	$49.26	$31,380
BEAMAN PUBLIC LIBRAR	NE	A	$6,000	-	$10,051	-	$29	$17,500	$13,411	$2,346	$225.28	$49,337
BEDFORD PUBLIC LIBRA	SW	C	$19,234	-	$3,724	-	-	-	$607	$1,551	$14.84	$25,116
BELLE PLAINE PUBLIC	EC	D	$26,050	-	$9,750	$126,634	$106	$2,000	$349,471	-	$177.06	$514,011
BELLEVUE PUBLIC LIBR	EC	C	$41,278	-	$12,625	-	-	-	$10,664	-	$26.35	$64,567
BELMOND PUBLIC LIBRA	NC	D	$38,917	-	$19,816	-	$519	$750	$723	$895	$24.60	$61,620
BENNETT PUBLIC LIBRA	EC	A	$2,500	$175	$2,161	-	$39	-	$1,775	$175	$14.90	$6,825
BETTENDORF PUBLIC LI	SE	G	$645,307	-	-	$1,916	$28,241	-	$26,976	-	$25.65	$702,440
BIRMINGHAM PUBLIC LI	SE	A	$310	-	$1,943	-	-	-	$903	-	$7.70	$3,156
BLAIRSTOWN PUBLIC LI	EC	B	$13,602	-	$4,315	-	$27	-	$1,586	$54	$28.18	$19,584

NAME	REG	SZ CD	CITY APPR.	SPECIAL CITY APPR.	COUNTY APPR.	FEDERAL ASSIST.	OTHER GOV. REVENUE	OTHER GRANTS	ENDOWMENTS GIFTS FINES,FEES	OTHER INCOME	PER CAPITA INCOME	TOTAL INCOME
BLAKESBURG PUBLIC LI	SE	A	$1,200	-	$2,073	-	-	-	$165	-	$8.51	$3,438
BLOOMFIELD PUBLIC LI	SE	D	$39,388	-	$13,350	-	$138	-	$1,769	$335	$19.30	$54,980
BODE PUBLIC LIBRARY	NC	A	$5,159	-	$6,545	-	-	-	-	-	$28.83	$11,704
BONAPARTE PUBLIC LIB	SE	A	$357	-	$1,943	-	-	-	$51	-	$4.81	$2,351
BONDURANT PUBLIC LIB	CE	C	$11,819	-	$5,723	-	-	-	-	-	$13.67	$17,542
BOONE PUBLIC LIBRARY	CE	F	$176,056	-	$17,304	-	$5,630	-	$12,946	-	$16.82	$211,936
BOYDEN PUBLIC LIBRAR	NW	B	$14,650	-	$11,293	-	$15,000	-	$433	-	$58.44	$41,376
BRITT PUBLIC LIBRARY	NC	C	$13,600	-	$11,230	-	-	-	$1,194	$1,196	$12.46	$27,220
BROOKLYN PUBLIC LIBR	EC	C	$7,667	$2,000	$8,600	-	-	-	$889	$487	$13.02	$19,643
BUFFALO CENTER PUBLI	NC	C	$4,500	$4,000	$6,000	-	-	$25	$110	$160	$12.00	$14,795
BURLINGTON PUBLIC LI	SE	G	$448,698	$120,437	$23,535	-	$8,623	-	$24,037	-	$21.18	$625,330
BURT PUBLIC LIBRARY	NC	B	$1,000	-	$7,065	-	$26	-	$2,433	-	$15.27	$10,524
BUSSEY PUBLIC LIBRAR	CE	B	$900	-	$4,157	-	$230	-	$661	$46	$10.35	$5,994
CALAMUS PUBLIC LIBRA	EC	A	$600	-	$629	-	-	-	$4	-	$2.73	$1,233
CALLENDER PUBLIC LIB	NC	A	$8,609	-	$6,906	-	$338	$1,800	$38,502	$49	$126.02	$56,204
CALMAR PUBLIC LIBRAR	NE	C	$2,150	-	$6,957	-	-	-	$20,766	$75	$28.44	$29,948
CAMANCHE PUBLIC LIBR	EC	D	$63,258	-	$1,391	-	$884	-	$1,739	-	$14.24	$67,272
CAMBRIDGE PUBLIC LIB	CE	B	$3,136	-	$1,411	-	-	-	$424	-	$6.79	$4,971
CANTRIL PUBLIC LIBRA	SE	A	$124	-	$1,943	-	-	-	$450	$8	$8.44	$2,525
CARLISLE PUBLIC LIBR	CE	D	$39,060	$3,000	$6,710	-	$547	-	$3,352	$33	$17.15	$52,702
CARROLL PUBLIC LIBRA	NW	E	$112,062	-	$23,500	-	$5,014	-	$6,534	-	$15.16	$147,110
CASCADE PUBLIC LIBRA	NE	C	$22,396	-	-	-	-	-	$1,960	-	$12.74	$24,356
CASEY PUBLIC LIBRARY	SW	A	$1,000	-	$6,623	-	-	-	$1,405	-	$19.09	$9,028
CEDAR FALLS PUBLIC L	NE	G	$529,780	-	$30,872	$6,037	$12,529	$1,275	$43,147	$4,128	$17.28	$627,768
CEDAR RAPIDS PUBLIC	EC	H	$2,069,495	$140,316	$125,803	$57,653	$200,892	$65,000	$96,810	$112,360	$26.02	$2,868,329
CENTER POINT PUBLIC	EC	C	$16,830	$1,000	$5,600	-	$752	-	$631	$919	$16.17	$25,732
CENTERVILLE PUBLIC L	SE	E	$83,532	-	$5,831	-	$567	-	$26,261	$1,732	$17.98	$117,923
CENTRAL CITY PUBLIC	EC	C	$11,998	-	$4,789	-	-	-	$712	-	$16.40	$17,499
CHARITON PUBLIC LIBR	SW	D	$58,300	-	$6,522	-	$456	-	$48,048	$876	$22.90	$114,202
CHARLES CITY PUBLIC	NC	E	$108,000	-	$25,037	-	$1,500	-	$37,344	$4,213	$20.06	$176,094
CHARTER OAK PUBLIC L	NW	B	$1,000	-	$2,500	-	-	-	$179	-	$5.98	$3,679
CHELSEA PUBLIC LIBRA	EC	A	$9,300	$1,095	$3,492	-	-	-	$200	-	$37.47	$14,087
CHEROKEE PUBLIC LIBR	NW	E	$77,800	$3,300	$3,753	-	-	-	$3,512	-	$12.62	$88,365
CHURDAN PUBLIC LIBRA	CE	B	$16,353	-	$9,334	-	-	-	$4,101	$749	$56.55	$30,537
CLARE PUBLIC LIBRARY	NC	A	$3,300	-	$6,671	-	-	-	$2,655	$382	$56.80	$13,008
CLARENCE PUBLIC LIBR	EC	C	$7,532	-	$2,445	-	-	-	$169	$777	$10.96	$10,923
CLARINDA PUBLIC LIBR	SW	E	$89,242	-	$13,652	-	$38	-	$10,112	$250	$20.76	$113,294
CLARION PUBLIC LIBRA	NC	D	$54,116	-	$19,636	$636	$77	-	$398	-	$24.47	$74,863
CLARKSVILLE PUBLIC L	NE	C	$14,147	-	$4,995	-	-	$433	-	-	$13.75	$19,575
CLEAR LAKE PUBLIC LI	NC	E	$152,375	-	$22,817	-	$1,523	$500	$5,355	-	$24.48	$182,570
CLEARFIELD PUBLIC LI	SW	A	$1,200	-	$734	-	-	-	$427	-	$5.45	$2,361
CLEGHORN PUBLIC LIBR	NW	A	$400	-	$3,700	-	-	-	$363	-	$16.23	$4,463
CLERMONT PUBLIC LIBR	NE	B	$4,700	-	$2,430	-	-	-	$1,141	$39	$13.80	$8,310
CLINTON PUBLIC LIBRA	EC	G	$425,725	$12,000	$11,000	-	$3,046	$1,500	$33,029	$925	$14.84	$487,225
COGGON PUBLIC LIBRAR	EC	B	$6,667	-	$1,700	-	$561	-	$1,040	-	$15.60	$9,968
COLESBURG PUBLIC LIB	NE	A	$5,650	-	$2,700	-	-	-	-	-	$18.03	$8,350
COLFAX PUBLIC LIBRAR	CE	C	$16,300	-	-	-	-	-	$1,262	$237	$8.05	$17,799
COLLINS PUBLIC LIBRA	CE	A	$3,608	-	$3,237	-	-	-	$46	$7	$15.29	$6,898

LIBRARY REPORT OF INCOME

NAME	REG	SZ CD	CITY APPR.	SPECIAL CITY APPR.	COUNTY APPR.	FEDERAL ASSIST.	OTHER GOV. REVENUE	OTHER GRANTS	ENDOWMENTS GIFTS FINES,FEES	OTHER INCOME	PER CAPITA INCOME	TOTAL INCOME
COLO PUBLIC LIBRARY	CE	B	$7,700	-	$7,885	$2,518	$92	-	$32,423	$3,934	$67.51	$54,552
COLUMBUS JUNCTION PU	SE	C	$19,425	-	$6,000	-	$706	-	$590	-	$18.70	$26,721
CONRAD PUBLIC LIBRAR	NE	C	$30,010	$6,947	$11,559	-	$2,306	-	$7,230	-	$51.24	$58,052
COON RAPIDS PUBLIC L	NW	C	$31,265	-	$7,500	-	-	-	$1,037	$574	$27.88	$40,376
CORALVILLE PUBLIC LI	EC	E	$189,574	$86,168	$16,000	-	$18,513	-	$13,268	-	$42.09	$323,523
CORNING PUBLIC LIBRA	SW	C	$20,000	-	$13,500	-	-	-	$7,257	$6,840	$24.55	$47,597
CORRECTIONVILLE PUBL	NW	B	$6,633	-	-	-	-	-	-	-	$7.09	$6,633
CORWITH PUBLIC LIBRA	NC	A	$3,076	-	$7,617	-	$172	$22	$301	-	$23.31	$11,188
CORYDON PUBLIC LIBRA	SW	C	$10,000	-	$2,933	-	$447	-	$3,108	$2,043	$10.19	$18,531
COULTER PUBLIC LIBRA	NC	A	$1,560	-	$11,497	-	$525	-	$1,134	-	$55.74	$14,716
COUNCIL BLUFFS PUBLI	SW	H	$543,615	-	$31,784	-	$58,412	-	$62,406	-	$12.33	$696,217
CRESCO PUBLIC LIBRAR	NE	D	$71,020	-	$8,214	-	-	-	$1,266	-	$20.85	$80,500
CRESTON PUBLIC LIBRA	SW	E	$63,555	-	$13,500	-	$1,151	-	$6,776	-	$10.08	$84,982
CUMBERLAND PUBLIC LI	SW	A	$1,559	-	$2,441	-	-	-	-	-	$11.40	$4,000
DALLAS CENTER PUBLIC	CE	C	$35,041	-	$4,947	-	$233	-	$12,202	$833	$39.16	$53,256
DAVENPORT PUBLIC LIB	SE	H	$1,762,020	$229,000	-	-	$135,943	$5,100	$56,950	-	$21.20	$2,189,013
DAYTON PUBLIC LIBRAR	NC	B	$6,225	-	$7,649	-	$275	-	$50	$574	$15.70	$14,773
DE SOTO PUBLIC LIBRA	CE	C	$13,528	-	$1,650	-	-	-	$123	-	$14.78	$15,301
DE WITT PUBLIC LIBRA	EC	D	$48,600	-	$28,676	-	$345	-	$12,617	$700	$20.15	$90,938
DECORAH PUBLIC LIBRA	NE	E	$101,866	-	$28,394	-	$8,938	$12,000	$33,467	-	$23.11	$184,665
DELHI PUBLIC LIBRARY	NE	B	$4,155	-	$2,795	-	-	$1,125	$1,293	$5	$18.34	$9,373
DENISON PUBLIC LIBRA	NW	E	$108,684	-	$10,000	-	$20	-	$5,936	-	$18.67	$124,640
DENVER PUBLIC LIBRAR	NE	C	$36,400	$160	$10,860	-	-	-	$984	$285	$29.56	$48,689
DES MOINES PUBLIC LI	CE	H	$3,615,399	$30,605	-	$22,548	$49,029	$10,628	$3,782	$16,817	$19.63	$3,748,808
DEXTER PUBLIC LIBRAR	CE	B	$6,852	-	$3,124	-	-	-	-	-	$14.71	$9,976
DIKE PUBLIC LIBRARY	NE	B	$6,953	-	$11,559	-	$150	-	$274	-	$19.19	$18,936
DONNELLSON PUBLIC LI	SE	B	$6,600	-	$5,557	$2,600	$11	-	$10,614	-	$26.11	$25,382
DOW CITY PUBLIC LIBR	NW	B	$1,000	-	$2,500	-	-	-	-	$525	$6.53	$4,025
DOWS PUBLIC LIBRARY	NC	B	$3,650	-	$16,449	-	-	-	$188	$630	$27.13	$20,917
DUBUQUE COUNTY LIBRA	NE	I	$16,218	-	$195,571	-	-	-	$1,943	$1,804	$10.67	$215,536
DUBUQUE PUBLIC LIBRA	NE	H	$730,771	$433,864	-	$8,612	$56,912	$750	$58,761	$4,304	$20.76	$1,293,974
DUMONT PUBLIC LIBRAR	NE	B	$10,622	-	$5,220	-	-	-	$1,829	$347	$22.11	$18,018
DUNCOMBE PUBLIC LIBR	NC	B	$6,021	-	$6,991	-	-	-	$82	$3,546	$33.02	$16,640
DUNKERTON PUBLIC LIB	NE	B	$10,892	-	$4,185	-	-	-	$200	$12,363	$38.50	$27,640
DUNLAP PUBLIC LIBRAR	SW	C	$7,417	-	$3,542	-	$104	-	$1,809	-	$9.37	$12,872
DYERSVILLE PUBLIC LI	NE	D	$50,074	-	$10,000	$2,600	$6,436	-	$1,500	-	$18.46	$70,610
DYSART PUBLIC LIBRAR	EC	C	$15,613	-	$4,357	-	-	-	$915	$77	$15.47	$20,962
EAGLE GROVE PUBLIC L	NC	D	$58,874	-	$22,286	-	$2,497	-	$6,466	$100	$20.87	$90,223
EARLHAM PUBLIC LIBRA	CE	C	$5,000	-	$8,100	-	$94	-	$34,888	$606	$42.71	$48,688
EARLVILLE PUBLIC LIB	NE	B	$8,250	-	$3,355	-	$31	-	-	-	$13.79	$11,636
EARLY PUBLIC LIBRARY	NW	B	$4,250	-	$6,446	-	$100	-	$1,587	-	$18.48	$12,383
EDDYVILLE PUBLIC LIB	SE	C	$4,600	$1,500	$1,902	-	-	-	$256	$115	$7.50	$8,373
EDGEWOOD PUBLIC LIBR	NE	B	$7,800	-	$6,361	-	-	-	$1,000	-	$16.85	$15,161
ELDON PUBLIC LIBRARY	SE	C	$9,759	-	$4,583	-	-	-	$51	$590	$11.94	$14,983
ELDORA PUBLIC LIBRAR	NC	D	$41,049	$10,000	$17,424	-	$898	-	$1,000	$6,472	$25.09	$76,843
ELGIN PUBLIC LIBRARY	NE	B	$3,372	$5,000	$2,550	-	-	$750	$4,076	$102	$22.58	$15,850
ELK HORN PUBLIC LIBR	SW	B	$6,000	-	$2,225	-	-	-	$300	-	$11.43	$8,525
ELKADER PUBLIC LIBRA	NE	C	$12,754	-	$10,610	-	$262	-	$950	$918	$15.10	$25,494

NAME	REG	SZ CD	CITY APPR.	SPECIAL CITY APPR.	COUNTY APPR.	FEDERAL ASSIST.	OTHER GOV. REVENUE	OTHER GRANTS	ENDOWMENTS GIFTS FINES,FEES	OTHER INCOME	PER CAPITA INCOME	TOTAL INCOME
ELLIOTT PUBLIC LIBRA	SW	A	$10,500	-	$4,500	-	$385	-	$1,279	-	$33.80	$16,664
ELLSWORTH PUBLIC LIB	NC	A	$5,622	$1,000	$7,166	-	$258	-	$859	$891	$32.91	$15,796
ELMA PUBLIC LIBRARY	NE	B	$7,463	-	$2,860	-	-	-	$149	-	$14.67	$10,472
ELY PUBLIC LIBRARY	EC	A	-	-	$1,677	-	$525	-	$41	-	$5.28	$2,243
EMERSON PUBLIC LIBRA	SW	B	$1,244	-	$2,859	-	-	-	$450	$23	$9.12	$4,576
EMMETSBURG PUBLIC LI	NW	D	$53,063	-	$23,252	-	-	-	$1,227	-	$16.78	$77,542
ESSEX PUBLIC LIBRARY	SW	C	$5,000	-	$4,815	-	-	-	$315	$232	$10.35	$10,362
ESTHERVILLE PUBLIC L	NW	E	$139,525	$2,000	$10,500	-	-	-	$580	-	$20.30	$152,605
EVANSDALE PUBLIC LIB	NE	D	$11,875	-	$428	-	$195	-	$265	-	$2.66	$12,763
EXIRA PUBLIC LIBRARY	SW	B	$21,595	-	$6,600	-	-	-	$2,030	$456	$31.37	$30,681
FAIRBANK PUBLIC LIBR	NE	B	$18,524	-	$2,976	-	$107	-	$2,540	$230	$24.87	$24,377
FAIRFAX PUBLIC LIBRA	EC	B	$12,050	-	$5,490	-	$1,067	-	$183	-	$27.51	$18,790
FAIRFIELD PUBLIC LIB	SE	E	$137,869	$33,500	$40,700	$1,000	$3,082	-	$51,077	$2,500	$28.69	$270,528
FARMERSBURG PUBLIC L	NE	A	$350	-	$3,537	-	-	-	$76	$265	$15.32	$4,228
FARMINGTON PUBLIC LI	SE	B	$7,604	-	$2,392	-	$210	-	$1,057	$146	$13.13	$11,409
FAYETTE PUBLIC LIBRA	NE	C	$13,567	-	$3,533	-	-	-	$3,894	$6,045	$17.85	$27,039
FENTON PUBLIC LIBRAR	NC	A	$5,084	-	$6,358	-	$673	$300	$179	-	$31.96	$12,594
FERTILE PUBLIC LIBRA	NC	A	$3,900	-	$6,300	-	-	-	-	-	$27.42	$10,200
FONDA PUBLIC LIBRARY	NW	B	$11,733	-	$2,992	-	-	-	$115	-	$17.20	$14,840
FONTANELLE PUBLIC LI	SW	B	$2,200	-	$4,700	-	$50	-	$860	-	$9.70	$7,810
FOREST CITY PUBLIC L	NC	D	$38,000	-	$6,000	-	$952	-	$3,655	-	$11.38	$48,607
FORT ATKINSON PUBLIC	NE	A	$3,300	-	$4,294	-	-	$1,125	$687	-	$25.15	$9,406
FORT DODGE PUBLIC LI	NC	G	$248,960	$21,000	$50,158	-	$2,700	-	$17,041	$465	$11.57	$340,324
FORT MADISON PUBLIC	SE	F	$200,419	-	$11,807	-	-	-	$19,900	$637	$17.22	$232,763
FREDERICKSBURG PUBLI	NE	C	$13,683	-	$4,895	-	-	-	$1,231	$23	$18.45	$19,832
GALVA PUBLIC LIBRARY	NW	A	$3,476	-	$2,779	-	-	-	$2,650	$50	$21.32	$8,955
GARDEN GROVE PUBLIC	SW	A	-	-	$1,496	-	-	-	$30	-	$5.14	$1,526
GARNAVILLO PUBLIC LI	NE	B	$13,177	-	$10,610	-	$2,294	-	$1,918	$35	$38.77	$28,034
GARNER PUBLIC LIBRAR	NC	D	$42,503	$17,205	$15,873	$6,000	$91	-	$17,133	$158	$34.03	$98,963
GARRISON PUBLIC LIBR	EC	A	$2,600	-	$4,315	-	$18	-	$556	$1,778	$22.55	$9,267
GARWIN PUBLIC LIBRAR	EC	B	$8,960	$3,000	$3,741	-	-	-	$143	$498	$26.11	$16,342
GEORGE PUBLIC LIBRAR	NW	C	$4,976	-	$5,024	-	-	-	$407	$267	$8.60	$10,674
GILMAN PUBLIC LIBRAR	CE	B	$2,000	-	$4,000	-	-	-	$390	$985	$11.49	$7,375
GILMORE CITY PUBLIC	NW	B	$4,265	-	$4,936	-	$76	-	$8,624	-	$28.60	$17,901
GLADBROOK PUBLIC LIB	EC	B	$7,317	-	$3,753	-	-	-	$730	$55	$12.22	$11,855
GLENWOOD PUBLIC LIBR	SW	E	$136,475	-	$14,911	$3,582	$165	-	$19,696	$2,789	$33.64	$177,618
GOWRIE PUBLIC LIBRAR	NC	C	$7,200	-	$7,863	-	$69	-	$1,600	-	$15.36	$16,732
GRAETTINGER PUBLIC L	NW	B	$9,968	-	$9,032	-	-	-	$700	-	$21.34	$19,700
GRAFTON PUBLIC LIBRA	NC	A	$8,300	-	$6,300	-	$102	-	$4,322	$371	$76.06	$19,395
GRAND JUNCTION PUBLI	CE	B	$11,300	-	$1,810	-	$191	-	$114,927	-	$132.19	$128,228
GRANGER PUBLIC LIBRA	CE	B	$1,630	-	$13,700	-	-	-	$26	$66	$24.91	$15,422
GREENE PUBLIC LIBRAR	NE	C	$10,656	-	$6,660	-	$56	-	$34,248	$1,173	$39.63	$52,793
GREENFIELD PUBLIC LI	SW	C	$37,791	-	$6,948	-	$225	-	$2,560	$7,524	$24.54	$55,048
GRIMES PUBLIC LIBRAR	CE	C	$23,620	-	$128	-	$62	-	$405	-	$12.27	$24,215
GRINNELL PUBLIC LIBR	EC	E	$200,183	-	$8,600	-	$1,933	-	$9,235	$1,235	$24.94	$221,186
GRISWOLD PUBLIC LIBR	SW	C	$13,000	-	$3,200	-	-	-	$100	-	$13.86	$16,300
GRUNDY CENTER PUBLIC	NE	D	$39,437	-	$17,212	-	-	-	$1,625	$1,786	$20.85	$60,060
GUTHRIE CENTER PUBLI	SW	C	$22,000	-	$11,280	-	-	-	$6,444	$4,353	$25.73	$44,077

LIBRARY REPORT OF INCOME

NAME	REG	SZ CD	CITY APPR.	SPECIAL CITY APPR.	COUNTY APPR.	FEDERAL ASSIST.	OTHER GOV. REVENUE	OTHER GRANTS	ENDOWMENTS GIFTS FINES,FEES	OTHER INCOME	PER CAPITA INCOME	TOTAL INCOME
GUTTENBERG PUBLIC LI	NE	C	$15,407	-	$10,671	-	$1,725	-	$1,678	-	$12.14	$29,481
HAMPTON PUBLIC LIBRA	NC	D	$57,000	-	$40,007	-	$736	-	$11,925	$8,127	$25.44	$117,795
HANLONTOWN PUBLIC LI	NC	A	$500	$1,989	$6,300	-	$98	-	$910	$15	$46.07	$9,812
HARCOURT PUBLIC LIBR	NC	A	$1,800	-	$6,783	-	$118	-	$417	$2,421	$33.25	$11,539
HARLAN PUBLIC LIBRAR	SW	E	$72,275	-	$33,493	-	$2,026	-	$23,538	-	$24.52	$131,332
HARPERS FERRY PUBLIC	NE	A	$3,000	-	-	-	-	-	$6,789	-	$37.94	$9,789
HAVELOCK PUBLIC LIBR	NW	A	-	-	$2,600	-	-	-	$917	-	$12.61	$3,517
HAWARDEN PUBLIC LIBR	NW	D	$62,776	-	$13,617	$2,000	-	-	$8,816	$103	$32.08	$87,312
HAWKEYE PUBLIC LIBRA	NE	B	$3,500	-	$2,321	-	-	-	$5,359	-	$21.84	$11,180
HEDRICK PUBLIC LIBRA	SE	B	$2,575	-	$2,813	-	-	-	-	$426	$6.86	$5,814
HIAWATHA PUBLIC LIBR	EC	D	$43,865	-	$3,355	-	$6,331	-	$2,112	-	$11.54	$55,663
HILLSBORO PUBLIC LIB	SE	A	$600	-	$4,083	-	-	-	$612	$78	$25.[illegible]	$5,373
HOLSTEIN PUBLIC LIBR	NW	C	$29,582	-	$4,741	-	-	-	$2,941	$226	$25.38	$37,490
HOPKINTON PUBLIC LIB	NE	B	$7,848	-	$3,237	-	-	-	$2,690	$646	$18.63	$14,421
HUBBARD PUBLIC LIBRA	NC	B	$14,907	-	$11,939	-	-	-	$2,554	-	$34.51	$29,400
HUDSON PUBLIC LIBRAR	NE	C	$36,525	-	$9,212	-	$564	-	$1,188	$2,635	$22.11	$50,124
HULL PUBLIC LIBRARY	NW	C	$15,943	-	$11,293	-	-	-	$2,554	-	$17.38	$29,790
HUMBOLDT PUBLIC LIBR	NC	D	$127,000	-	$9,612	-	$4,620	-	$92,406	$717	$48.89	$234,355
HUMESTON PUBLIC LIBR	SW	B	$3,992	-	$938	-	-	-	$1,474	-	$9.54	$6,404
HUXLEY PUBLIC LIBRAR	CE	C	$26,230	-	$2,573	-	$308	-	$933	-	$15.95	$30,044
IDA GROVE PUBLIC LIB	NW	C	$28,583	-	$6,240	-	-	-	$1,900	$908	$16.47	$37,631
INDEPENDENCE PUBLIC	NE	E	$65,518	-	$12,413	-	$1,293	-	$4,254	$2,836	$13.50	$86,314
INDIANOLA PUBLIC LIB	CE	F	$149,522	-	$14,651	-	$3,640	-	$12,853	$2,606	$16.90	$183,272
INWOOD PUBLIC LIBRAR	NW	B	$3,500	-	$4,705	-	-	-	$1,100	-	$12.32	$9,305
IONIA PUBLIC LIBRARY	NE	A	$1,835	-	$4,498	-	-	-	$1,200	-	$21.52	$7,533
IOWA CITY PUBLIC LIB	EC	H	$1,291,957	-	$151,285	$10,578	$48,868	-	$176,766	$29,714	$33.84	$1,709,168
IOWA FALLS PUBLIC LI	NC	E	$105,300	-	$21,051	-	$1,095	$3,000	$2,200	-	$21.48	$132,646
JAMAICA PUBLIC LIBRA	SW	A	$1,000	-	$5,322	-	$200	-	$250	$335	$25.84	$7,107
JANESVILLE PUBLIC LI	NE	B	$14,379	-	$14,392	-	$60	-	$947	$423	$35.95	$30,201
JEFFERSON PUBLIC LIB	CE	D	$88,529	$11,150	$19,428	$2,450	$1,180	-	$33,472	$5,733	$33.36	$161,942
JESUP PUBLIC LIBRARY	NE	C	$14,627	-	$5,361	-	$67	-	$2,058	$279	$9.56	$22,392
JEWELL PUBLIC LIBRAR	NC	C	$9,700	-	$7,166	-	$198	-	$2,600	$4,800	$21.37	$24,464
JOICE PUBLIC LIBRARY	NC	A	$5,550	-	$6,300	-	$22	-	$176	$2,466	$65.09	$14,514
KALONA PUBLIC LIBRAR	SE	C	$8,500	-	$4,200	$5,650	-	$750	$1,300	$1,100	$11.55	$21,500
KANAWHA PUBLIC LIBRA	NC	B	$4,500	-	$7,874	-	-	-	$152	$825	$17.66	$13,351
KENSETT PUBLIC LIBRA	NC	A	$4,123	$1,075	$6,300	-	$25	-	$21	-	$22.07	$11,544
KEOKUK PUBLIC LIBRAR	SE	F	$231,663	-	$11,346	-	$504	-	$16,092	$2,398	$19.36	$262,003
KEOSAUQUA PUBLIC LIB	SE	C	$5,500	-	$2,392	-	-	$270	$6,322	$3,361	$17.79	$17,845
KEOTA PUBLIC LIBRARY	SE	C	$3,005	-	$4,146	-	$164	-	$3,665	$164	$10.78	$11,144
KEYSTONE PUBLIC LIBR	EC	B	$15,083	-	$4,315	-	$126	-	$1,621	$753	$35.43	$21,898
KIMBALLTON PUBLIC LI	SW	A	$2,000	-	$2,200	-	-	-	$20	-	$11.66	$4,220
KINGSLEY PUBLIC LIBR	NW	C	$14,627	$2,000	$6,358	-	-	-	$909	-	$19.76	$23,894
KLEMME PUBLIC LIBRAR	NC	B	$13,464	-	$8,560	-	-	-	-	-	$35.52	$22,024
KNOXVILLE PUBLIC LIB	CE	E	$96,000	$10,000	$10,297	$70,000	-	-	$368,443	-	$68.12	$554,740
LA PORTE CITY PUBLIC	NE	C	$18,232	-	$5,792	-	$11	-	$377	$1,530	$11.16	$25,942
LAKE MILLS PUBLIC LI	NC	C	$28,608	-	$6,000	-	-	$1,000	$426	-	$15.80	$36,036
LAKE PARK PUBLIC LIB	NW	C	$10,600	-	$4,500	-	-	-	$40	-	$13.48	$15,140
LAKE VIEW PUBLIC LIB	NW	C	$23,082	-	$6,769	-	-	-	$2,820	$1,060	$26.13	$33,731

LIBRARY REPORT OF INCOME

NAME	REG	SZ CD	CITY APPR.	SPECIAL CITY APPR.	COUNTY APPR.	FEDERAL ASSIST.	OTHER GOV. REVENUE	OTHER GRANTS	ENDOWMENTS GIFTS FINES,FEES	OTHER INCOME	PER CAPITA INCOME	TOTAL INCOME
LAKOTA PUBLIC LIBRAR	NC	A	$2,975	-	$6,198	-	-	-	$35	$223	$28.58	$9,431
LAMONI PUBLIC LIBRAR	SW	D	$3,659	-	$2,990	-	-	-	$3,194	$1,816	$4.31	$11,659
LAMONT PUBLIC LIBRAR	NE	B	$8,054	-	$2,246	-	-	$1,600	$1,007	-	$23.30	$12,907
LANSING PUBLIC LIBRA	NE	C	$3,000	-	$5,292	-	-	-	$1,793	$598	$9.05	$10,683
LARCHWOOD PUBLIC LIB	NW	B	$4,250	-	$4,918	-	-	-	$395	$46	$13.71	$9,609
LAUREL PUBLIC LIBRAR	CE	A	$1,000	-	$750	-	-	-	-	-	$6.29	$1,750
LAURENS PUBLIC LIBRA	NW	C	$42,800	-	$3,739	-	-	-	$11,884	$6,660	$40.52	$65,083
LAWLER PUBLIC LIBRAR	NE	B	$3,500	-	$4,346	-	-	-	$356	$206	$15.75	$8,408
LE GRAND PUBLIC LIBR	CE	B	$17,665	-	$4,500	$547	$571	-	$1,215	$100	$26.71	$24,598
LE MARS PUBLIC LIBRA	NW	E	$170,079	-	$10,298	$1,800	-	-	$75	-	$22.02	$182,252
LEDYARD PUBLIC LIBRA	NC	A	$600	-	$5,923	-	-	-	-	-	$30.34	$6,523
LEHIGH PUBLIC LIBRAR	NC	B	$7,424	-	$7,223	-	$146	-	$451	$10,848	$39.90	$26,092
LENOX PUBLIC LIBRARY	SW	C	$8,580	-	$2,400	-	-	-	$330	$371	$8.73	$11,681
LEON PUBLIC LIBRARY	SW	C	$26,740	-	$3,107	-	-	-	$1,056	$650	$15.07	$31,553
LETTS PUBLIC LIBRARY	SE	A	$2,800	-	$6,000	-	$157	-	$573	-	$20.15	$9,530
LEWIS PUBLIC LIBRARY	SW	A	$531	-	$2,424	-	-	-	-	-	$5.95	$2,955
LIME SPRINGS PUBLIC	NE	A	$8,301	-	$2,997	-	-	-	$673	-	$25.15	$11,971
LINDEN PUBLIC LIBRAR	CE	A	$500	-	$2,309	-	-	-	-	-	$10.64	$2,809
LINN GROVE PUBLIC LI	NW	A	-	-	$3,602	-	-	-	$27	$271	$19.02	$3,900
LISBON PUBLIC LIBRAR	EC	C	$15,294	$3,018	$1,677	-	$29	-	$662	-	$14.18	$20,680
LITTLE ROCK PUBLIC L	NW	A	$3,356	-	$3,692	-	-	-	$53	$42	$14.58	$7,143
LITTLEPORT PUBLIC LI	NE	A	$200	-	$3,536	-	-	-	$58	-	$35.79	$3,794
LIVERMORE PUBLIC LIB	NC	A	$10,291	-	$7,130	-	$268	-	$2,058	$313	$40.94	$20,060
LOGAN PUBLIC LIBRARY	SW	C	$26,150	-	$4,540	-	-	-	$1,816	-	$21.11	$32,506
LOHRVILLE PUBLIC LIB	NW	B	$2,280	-	$4,152	-	-	-	$9,990	$75	$31.66	$16,497
LOST NATION PUBLIC L	EC	B	$700	-	$1,841	-	-	-	$1,226	-	$7.19	$3,767
LOWDEN PUBLIC LIBRAR	EC	B	$2,100	-	$2,676	-	-	-	$247	-	$7.01	$5,023
LU VERNE PUBLIC LIBR	NC	A	$5,000	-	$9,872	-	-	-	$1,086	$380	$39.09	$16,338
LYTTON PUBLIC LIBRAR	NW	A	$2,585	-	$5,104	-	-	-	$25	-	$20.41	$7,714
MADRID PUBLIC LIBRAR	CE	C	$27,556	-	$4,944	-	$475	-	$12,686	-	$20.02	$45,661
MALLARD PUBLIC LIBRA	NW	A	$5,670	-	$7,500	-	-	-	$41	-	$32.46	$13,211
MALVERN PUBLIC LIBRA	SW	C	$8,348	-	$3,776	-	$2,750	-	$1,185	$50	$12.95	$16,109
MANCHESTER PUBLIC LI	NE	D	$91,579	-	$10,240	-	-	$2,100	$4,279	$3,359	$22.57	$111,557
MANILLA PUBLIC LIBRA	NW	C	$3,675	-	$2,000	-	-	-	-	-	$5.56	$5,675
MANLY PUBLIC LIBRARY	NC	C	$8,000	-	$6,300	-	$1,281	-	$1,121	$631	$11.59	$17,333
MANNING PUBLIC LIBRA	NW	C	$7,500	-	$7,500	-	-	-	$150	-	$9.42	$15,150
MANSON PUBLIC LIBRAR	NW	C	$17,030	-	$7,961	-	-	$750	$3,254	$165	$15.16	$29,160
MAPLETON PUBLIC LIBR	NW	C	$20,000	-	$6,859	-	-	-	$15,359	$1,168	$29.02	$43,386
MAQUOKETA PUBLIC LIB	EC	E	$84,000	$38,000	$14,014	-	$1,071	$3,000	$168,720	$1,080	$49.09	$309,885
MARATHON PUBLIC LIBR	NW	A	$2,800	-	$3,604	-	-	-	$614	$1,082	$18.33	$8,100
MARBLE ROCK PUBLIC L	NC	A	$1,000	-	$10,593	-	-	-	$4,751	$1,500	$42.59	$17,844
MARCUS PUBLIC LIBRAR	NW	C	$27,000	-	$3,700	-	-	-	$466	$312	$26.10	$31,478
MARENGO PUBLIC LIBRA	EC	C	$23,305	-	$13,297	-	$703	-	$5,098	-	$18.37	$42,403
MARION PUBLIC LIBRAR	EC	F	$244,764	-	$35,595	-	$10,008	-	$10,320	-	$15.44	$300,687
MARSHALLTOWN PUBLIC	CE	G	$501,241	-	$17,000	$1,116	$7,393	$1,000	$1,125	-	$19.63	$528,875
MARTELLE PUBLIC LIBR	EC	A	$3,000	-	$3,071	-	$11	-	$2,351	$17	$26.74	$8,450
MASON CITY PUBLIC LI	NC	G	$420,550	-	$33,822	-	$13,644	-	$78,289	$10,200	$18.46	$556,505
MASSENA PUBLIC LIBRA	SW	B	$2,600	$125	$2,518	-	-	-	-	-	$10.12	$5,243

LIBRARY REPORT OF INCOME

NAME	REG	SZ CD	CITY APPR.	SPECIAL CITY APPR.	COUNTY APPR.	FEDERAL ASSIST.	OTHER GOV. REVENUE	OTHER GRANTS	ENDOWMENTS GIFTS FINES,FEES	OTHER INCOME	PER CAPITA INCOME	TOTAL INCOME
MAXWELL PUBLIC LIBRA	CE	B	$11,261	-	$1,992	-	-	-	$91	-	$17.04	$13,344
MAYNARD PUBLIC LIBRA	NE	B	$6,400	-	$2,385	-	-	-	$412	$1,747	$19.51	$10,944
MC GREGOR PUBLIC LIB	NE	B	$8,500	-	$10,610	-	$900	-	$12,591	$1,328	$35.90	$33,929
MECHANICSVILLE PUBLI	EC	C	$14,435	-	$2,870	-	-	-	$1,326	$83	$16.05	$18,714
MEDIAPOLIS PUBLIC LI	SE	C	$8,000	-	$10,087	-	-	-	$1,408	$841	$22.07	$20,336
MELBOURNE PUBLIC LIB	CE	B	$6,000	-	$5,000	-	-	-	-	-	$15.03	$11,000
MELVIN PUBLIC LIBRAR	NW	A	$1,832	-	$4,226	-	-	-	$160	$32	$22.56	$6,250
MENLO PUBLIC LIBRARY	SW	A	$3,500	-	$5,910	-	$294	-	$68	-	$23.83	$9,772
MERRILL PUBLIC LIBRA	NW	B	$2,700	-	$5,008	$1,800	-	-	$306	$95	$13.45	$9,909
MESERVEY PUBLIC LIBR	NC	A	$4,400	-	$4,353	-	$404	-	$711	$26	$30.54	$9,894
MILFORD PUBLIC LIBRA	NW	C	$14,885	-	$6,000	-	$250	-	$5,279	$10,126	$17.60	$36,540
MILO PUBLIC LIBRARY	CE	B	$5,100	$750	$5,440	-	$34	-	$1,547	$1,170	$18.05	$14,041
MILTON PUBLIC LIBRAR	SE	B	$200	-	$1,943	-	-	-	$28	$11	$3.85	$2,182
MINBURN PUBLIC LIBRA	CE	A	$4,273	-	$2,127	-	-	-	$23	-	$16.47	$6,423
MISSOURI VALLEY PUBL	SW	D	$49,315	-	$4,631	-	-	-	$1,613	-	$17.83	$55,559
MITCHELLVILLE PUBLIC	CE	C	$27,698	-	$4,081	-	$233	-	$1,169	$76	$21.74	$33,257
MODALE PUBLIC LIBRAR	SW	A	$1,847	$1,947	$2,906	-	-	-	$273	$1,760	$23.47	$8,753
MONDAMIN PUBLIC LIBR	SW	A	$800	-	$3,514	-	-	-	$38	$300	$11.00	$4,652
MONONA PUBLIC LIBRAR	NE	C	$11,500	-	$10,609	-	-	-	$602	$324	$15.06	$23,035
MONTEZUMA PUBLIC LIB	EC	C	$14,400	-	$8,600	-	-	-	-	$3,000	$17.51	$26,000
MONTICELLO PUBLIC LI	EC	D	$53,378	-	$5,836	-	-	-	$1,218	$185	$16.65	$60,617
MONTROSE PUBLIC LIBR	SE	C	$4,363	-	$2,760	-	-	-	$85	$724	$7.64	$7,932
MORAVIA PUBLIC LIBRA	SE	B	$4,481	-	$1,600	-	-	-	$997	$200	$10.31	$7,278
MORLEY PUBLIC LIBRAR	EC	A	$556	-	$3,071	-	-	-	$525	$22	$44.40	$4,174
MORNING SUN PUBLIC L	SE	B	$10,000	-	$6,000	-	-	-	$200	$500	$17.41	$16,700
MOULTON PUBLIC LIBRA	SE	B	$4,500	-	$4,267	-	$30	-	$1,188	$859	$14.23	$10,844
MOUNT AYR PUBLIC LIB	SW	C	$8,300	-	$11,500	-	$270	-	$5,602	$1,616	$14.08	$27,288
MOUNT PLEASANT PUBLI	SE	E	$140,000	-	$6,890	$1,428	$2,205	-	$12,887	$180	$22.34	$163,590
MUSCATINE PUBLIC LIB	SE	F	$345,416	$125,600	$45,540	-	$3,163	$1,110	$18,800	$9,680	$23.41	$549,309
NASHUA PUBLIC LIBRAR	NE	C	$32,886	-	$5,666	-	-	-	$6,392	$474	$24.60	$45,418
NEVADA PUBLIC LIBRAR	CE	E	$66,985	$303,217	$7,138	-	$1,938	-	$9,904	-	$65.83	$389,182
NEW ALBIN PUBLIC LIB	NE	B	$2,961	-	$3,262	-	-	-	$97	-	$10.38	$6,320
NEW HAMPTON PUBLIC L	NE	D	$37,407	$750	$6,039	-	-	$75	$753	-	$11.43	$45,024
NEW HARTFORD PUBLIC	NE	B	$4,647	-	$4,275	-	$44	-	$3,937	-	$16.89	$12,903
NEW LONDON PUBLIC LI	SE	C	$38,103	$2,000	$4,593	-	$858	-	$21,318	$356	$32.91	$67,228
NEW SHARON PUBLIC LI	SE	C	$1,000	-	$8,000	-	-	-	$40,124	$50	$40.14	$49,174
NEW VIRGINIA PUBLIC	CE	B	$1,800	-	$4,768	-	$1,768	-	$146	-	$16.57	$8,482
NEWELL PUBLIC LIBRAR	NW	B	$3,400	-	$3,604	-	-	-	$4,125	$2,385	$14.80	$13,514
NEWHALL PUBLIC LIBRA	EC	B	$5,000	-	$4,320	-	-	-	$330	-	$10.73	$9,650
NEWTON PUBLIC LIBRAR	CE	F	$177,177	-	-	-	$3,987	-	$11,501	$61,013	$16.59	$253,678
NORA SPRINGS PUBLIC	NC	C	$8,206	-	$12,586	-	$246	-	$534	-	$13.72	$21,572
NORTH ENGLISH PUBLIC	EC	B	$13,232	-	$8,865	-	$1,089	-	$2,263	$139	$25.85	$25,588
NORTH LIBERTY PUBLIC	EC	C	$46,856	-	$3,000	-	$20	-	$4,319	-	$26.49	$54,195
NORTHWOOD PUBLIC LIB	NC	C	$20,033	-	$6,300	-	-	-	$5,265	$40	$14.43	$31,638
NORWALK PUBLIC LIBRA	CE	D	$58,139	-	$10,098	-	$445	-	-	-	$25.67	$68,682
NORWAY PUBLIC LIBRAR	EC	B	$4,150	-	$4,315	-	$97	-	$207	$33	$13.91	$8,802
OAKLAND PUBLIC LIBRA	SW	C	$2,000	-	$5,996	-	-	-	$839	$163	$5.80	$8,998
OCHEYEDAN PUBLIC LIB	NW	B	$8,620	-	$4,225	-	-	-	$1,176	$3,411	$29.10	$17,432

NAME	REG	SZ CD	CITY APPR.	SPECIAL CITY APPR.	COUNTY APPR.	FEDERAL ASSIST.	OTHER GOV. REVENUE	OTHER GRANTS	ENDOWMENTS GIFTS FINES,FEES	OTHER INCOME	PER CAPITA INCOME	TOTAL INCOME
ODEBOLT PUBLIC LIBRA	NW	C	$7,900	-	$7,772	-	-	-	$10,213	$358	$20.20	$26,243
OELWEIN PUBLIC LIBRA	NE	E	$60,866	$14,900	$10,834	-	-	-	$35,623	$27,077	$19.74	$149,300
OGDEN PUBLIC LIBRARY	CE	C	$24,616	-	$8,652	-	$365	-	$2,045	$11,200	$24.00	$46,878
OLIN PUBLIC LIBRARY	EC	B	$3,115	-	$4,300	-	-	-	$1,318	$56	$11.96	$8,789
ONAWA PUBLIC LIBRARY	NW	D	$35,600	-	$16,400	-	$875	-	$3,744	-	$17.25	$56,619
ORANGE CITY PUBLIC L	NW	D	$104,869	$9,468	$15,943	-	-	-	$13,012	$1,350	$31.53	$144,642
OSAGE PUBLIC LIBRARY	NC	D	$70,000	-	$25,291	-	$1,286	-	-	$5,747	$27.52	$102,324
OSCEOLA PUBLIC LIBRA	SW	D	$30,184	-	$6,000	-	$212	-	$366	-	$9.80	$36,762
OSKALOOSA PUBLIC LIB	SE	F	$137,234	-	$21,400	-	$16,864	-	$16,656	-	$18.08	$192,154
OSSIAN PUBLIC LIBRAR	NE	B	$3,669	-	$6,592	-	$14	-	$752	$136	$13.47	$11,163
OTTUMWA PUBLIC LIBRA	SE	G	$161,519	-	$13,034	-	$1,990	-	$116,577	$41,148	$12.21	$334,268
OXFORD JUNCTION PUBL	EC	B	$2,100	-	$4,200	-	-	-	$250	$4,200	$17.92	$10,750
OXFORD PUBLIC LIBRAR	EC	B	$2,000	-	$2,500	-	-	-	$131	-	$6.85	$4,631
PACKWOOD PUBLIC LIBR	SE	A	$300	-	-	-	-	-	$115	$863	$6.09	$1,278
PALMER PUBLIC LIBRAR	NW	A	$8,382	-	$2,618	-	$19	$500	$281	$90	$41.28	$11,890
PANORA PUBLIC LIBRAR	SW	C	$10,847	-	$9,397	-	$200	-	$786	$21	$17.55	$21,251
PARKERSBURG PUBLIC L	NE	C	$20,260	-	$5,625	-	-	-	$1,482	$3,160	$15.51	$30,527
PATON PUBLIC LIBRARY	CE	A	$4,375	-	$2,875	-	$44	-	$593	$125	$27.53	$8,012
PAULLINA PUBLIC LIBR	NW	C	$22,064	-	$5,000	-	-	-	$916	$738	$23.46	$28,718
PELLA PUBLIC LIBRARY	CE	E	$199,700	-	$9,014	-	$1,407	-	$20,435	-	$27.61	$230,556
PERRY PUBLIC LIBRARY	CE	E	$111,914	-	$11,326	-	$7,580	-	$21,032	-	$21.53	$151,852
PETERSON PUBLIC LIBR	NW	A	-	-	$4,344	-	-	-	$13,646	$26,951	$95.62	$44,941
PLAINFIELD PUBLIC LI	NE	A	$6,000	-	$8,234	-	-	-	$1,894	$871	$36.25	$16,999
PLEASANT HILL PUBLIC	CE	D	$82,196	-	$5,722	-	$2,631	-	$1,124	$273	$26.32	$91,946
PLEASANTVILLE PUBLIC	CE	C	-	-	-	-	-	-	-	-	-	-
PLOVER PUBLIC LIBRAR	NW	A	-	-	$2,431	-	-	-	$66	$8	$18.56	$2,505
POCAHONTAS PUBLIC LI	NW	C	$37,841	$450	$3,739	-	-	-	-	-	$17.87	$42,030
POLK CITY PUBLIC LIB	CE	C	$14,561	$834	$635	-	-	-	$1,329	-	$10.47	$17,359
POMEROY PUBLIC LIBRA	NW	B	$7,207	-	$5,168	-	-	-	$2,219	$9	$16.32	$14,603
POSTVILLE PUBLIC LIB	NE	C	$15,000	-	$9,246	-	-	$4,440	$2,239	$1,553	$22.02	$32,478
PRESCOTT PUBLIC LIBR	SW	A	$7,525	-	$3,000	-	$44	-	$25	-	$30.36	$10,594
PRESTON PUBLIC LIBRA	EC	C	$8,047	-	$7,426	-	$338	-	$2,113	-	$16.00	$17,924
PRIMGHAR PUBLIC LIBR	NW	C	$10,500	-	$5,000	-	-	-	$270	$9,000	$23.59	$24,770
QUIMBY PUBLIC LIBRAR	NW	A	$3,000	-	$3,600	-	-	-	$28	-	$15.63	$6,628
RADCLIFFE PUBLIC LIB	NC	B	$11,454	-	$11,039	-	-	$1,100	$3,249	$1,109	$47.13	$27,951
RAKE PUBLIC LIBRARY	NC	A	$3,000	-	$6,000	-	-	-	$78	-	$32.08	$9,078
READLYN PUBLIC LIBRA	NE	B	$14,597	-	$10,167	-	-	-	$630	$1,049	$30.82	$26,443
RED OAK PUBLIC LIBRA	SW	E	$82,650	$33,986	$18,500	-	$515	-	$31,658	-	$24.57	$167,309
REDFIELD PUBLIC LIBR	CE	B	$13,252	-	$3,899	-	$153	-	$467	$44	$18.58	$17,815
REINBECK PUBLIC LIBR	NE	C	$34,000	-	$13,443	-	$245	-	$32,065	$978	$44.65	$80,731
REMBRANDT PUBLIC LIB	NW	A	$4,532	-	$3,093	-	-	-	$281	$75	$27.43	$7,981
REMSEN PUBLIC LIBRAR	NW	C	$25,572	-	$8,328	$1,800	-	-	$2,392	-	$23.93	$38,092
RENWICK PUBLIC LIBRA	NC	A	$6,849	-	$7,130	-	-	-	$3,399	$715	$44.13	$18,093
RICEVILLE PUBLIC LIB	NC	B	$8,336	-	$12,600	-	-	$70	$1,873	$617	$25.57	$23,496
RICHLAND PUBLIC LIBR	SE	B	$5,000	-	$2,894	-	-	-	$3,268	$96	$18.76	$11,258
RINARD PUBLIC LIBRAR	NW	A	$200	-	$3,004	-	-	-	-	-	$33.03	$3,204
RINGSTED PUBLIC LIBR	NW	B	$5,760	-	$3,300	-	-	-	$41	$13	$16.36	$9,114
RIPPEY PUBLIC LIBRAR	CE	A	$3,500	-	$2,419	-	-	-	$759	$275	$22.87	$6,953

LIBRARY REPORT OF INCOME

NAME	REG	SZ CD	CITY APPR.	SPECIAL CITY APPR.	COUNTY APPR.	FEDERAL ASSIST.	OTHER GOV. REVENUE	OTHER GRANTS	ENDOWMENTS GIFTS FINES,FEES	OTHER INCOME	PER CAPITA INCOME	TOTAL INCOME
STORY CITY PUBLIC LI	CE	D	$25,956	-	$2,241	-	$225	-	$1,389	$440	$10.95	$30,251
STRATFORD PUBLIC LIB	NC	B	$5,700	-	$7,635	-	$103	-	$670	-	$17.50	$14,108
STRAWBERRY POINT PUB	NE	C	$15,695	-	$10,600	-	-	-	$10,859	-	$25.40	$37,154
STUART PUBLIC LIBRAR	SW	C	$11,280	-	$9,030	-	$590	-	$80	-	$12.72	$20,980
SUMNER PUBLIC LIBRAR	NE	C	$28,650	$1,000	$11,352	-	$328	-	$4,213	$1,587	$20.18	$47,130
SUTHERLAND PUBLIC LI	NW	B	$5,000	$3,000	$5,000	-	-	-	$12,099	-	$27.98	$25,099
SWALEDALE PUBLIC LIB	NC	A	$2,635	-	$3,705	-	$138	-	$990	$25	$40.28	$7,493
SWEA CITY PUBLIC LIB	NC	B	$7,197	-	$7,384	-	$123	-	$333	-	$18.50	$15,037
TABOR PUBLIC LIBRARY	SW	C	$1,000	-	$4,476	-	-	-	$769	$100	$5.83	$6,345
TAMA PUBLIC LIBRARY	EC	D	$38,187	-	$6,813	-	$1,512	-	$13,719	-	$20.29	$60,231
TERRIL PUBLIC LIBRAR	NW	A	$6,631	-	$4,500	-	-	-	$2,387	$265	$32.82	$13,783
THOMPSON PUBLIC LIBR	NC	B	$2,700	-	$6,000	-	-	-	$73	$461	$13.82	$9,234
THORNTON PUBLIC LIBR	NC	A	$6,000	-	$6,285	-	$1,151	-	$1,211	$208	$33.61	$14,855
TIPTON PUBLIC LIBRAR	EC	D	$40,198	-	$8,611	-	-	-	$3,748	-	$17.20	$52,557
TITONKA PUBLIC LIBRA	NC	B	$4,615	-	$6,893	-	-	-	$171	$214	$19.59	$11,893
TOLEDO PUBLIC LIBRAR	EC	C	$30,714	-	$4,525	-	-	-	$750	-	$14.72	$35,989
TRAER PUBLIC LIBRARY	EC	C	$21,000	-	$4,605	-	$62	-	$2,026	$119	$16.33	$27,812
TRIPOLI PUBLIC LIBRA	NE	C	$22,787	-	$10,971	-	$286	$300	$26,425	-	$47.48	$60,769
TRURO PUBLIC LIBRARY	CE	A	$5,119	-	$6,477	-	-	-	$6,327	$16	$44.08	$17,939
UNION PUBLIC LIBRARY	NC	B	$8,500	-	$16,561	$350	$4,960	-	$5,855	$721	$71.74	$36,947
URBANDALE PUBLIC LIB	CE	F	$349,806	-	$7,892	-	$175,524	-	$24,286	-	$31.20	$557,508
VAN HORNE PUBLIC LIB	EC	B	$3,475	-	$4,315	-	-	-	$715	-	$12.47	$8,505
VAN METER PUBLIC LIB	CE	B	$14,818	-	$2,888	-	$243	-	$208	$264	$24.66	$18,421
VARINA PUBLIC LIBRAR	NW	A	$500	-	$2,431	-	$2,353	-	$1,925	$8	$59.16	$7,217
VENTURA PUBLIC LIBRA	NC	B	$8,772	$900	$6,095	-	$170	-	$39,305	$37	$90.03	$55,279
VICTOR PUBLIC LIBRAR	EC	C	$12,520	$59,000	$12,520	-	$75	-	$73,526	$2,477	$153.08	$160,118
VILLISCA PUBLIC LIBR	SW	C	$12,000	-	$6,700	-	-	-	$300	$3,500	$15.69	$22,500
VINTON PUBLIC LIBRAR	EC	E	$42,000	-	$10,500	-	$561	-	$6,962	-	$11.91	$60,023
VOLGA PUBLIC LIBRARY	NE	A	$200	-	$3,536	-	-	-	$2,255	$67	$19.54	$6,058
WADENA PUBLIC LIBRAR	NE	A	$2,000	-	$1,980	-	-	-	$11,973	-	$69.36	$15,953
WALL LAKE PUBLIC LIB	NW	B	$8,500	-	$6,446	-	$102	-	$530	-	$17.46	$15,578
WALNUT PUBLIC LIBRAR	SW	B	$4,850	-	$3,592	-	-	-	$675	-	$10.16	$9,117
WAPELLO PUBLIC LIBRA	SE	C	$22,130	-	$5,991	-	-	-	$3,127	-	$15.54	$31,248
WASHINGTON PUBLIC LI	SE	E	$86,834	$2,400	$18,590	-	-	-	$7,768	$4,331	$18.21	$119,923
WATERLOO PUBLIC LIBR	NE	H	$1,007,376	-	$43,636	-	$57,435	-	$70,287	-	$15.51	$1,178,734
WAUCOMA PUBLIC LIBRA	NE	A	$2,200	$5,500	$2,078	-	-	-	$471	$732	$35.65	$10,981
WAUKEE PUBLIC LIBRAR	CE	C	$22,190	$8,866	$3,275	-	-	$10,880	$27,170	$550	$32.75	$72,931
WAUKON PUBLIC LIBRAR	NE	D	$41,335	-	$16,366	$4,163	-	-	$2,692	$1,438	$16.57	$65,994
WAVERLY PUBLIC LIBRA	NE	E	$155,049	-	$16,250	-	$1,530	-	$7,779	$4,132	$21.88	$184,740
WEBB PUBLIC LIBRARY	NW	A	$1,500	-	$2,647	-	-	-	-	-	$18.68	$4,147
WEBSTER CITY PUBLIC	NC	E	-	-	$6,933	-	-	-	$204,827	$2,861	$25.04	$214,621
WELLMAN PUBLIC LIBRA	SE	C	$9,176	-	$2,824	-	$130	-	$1,517	-	$12.13	$13,647
WELLSBURG PUBLIC LIB	NE	B	$4,250	-	$11,559	-	$206	-	$3,815	$142	$26.24	$19,972
WESLEY PUBLIC LIBRAR	NC	B	$5,950	-	$6,818	-	-	$175	$638	$27	$22.76	$13,608
WEST BEND PUBLIC LIB	NC	B	$15,682	-	$7,969	-	$2,726	-	$1,730	$2,509	$32.54	$30,616
WEST BRANCH PUBLIC L	EC	C	$27,050	-	$5,608	-	$989	-	$8,043	$93,477	$72.40	$135,167
WEST DES MOINES PUBL	CE	F	$581,821	-	$4,900	-	$65,000	-	$28,400	-	$31.06	$680,121
WEST LIBERTY PUBLIC	SE	D	$36,090	-	$5,000	-	$279	-	$2,576	$564	$16.35	$44,509

NAME	REG	SZ CD	CITY APPR.	SPECIAL CITY APPR.	COUNTY APPR.	FEDERAL ASSIST.	OTHER GOV. REVENUE	OTHER GRANTS	ENDOWMENTS GIFTS FINES,FEES	OTHER INCOME	PER CAPITA INCOME	TOTAL INCOME
ROCK RAPIDS PUBLIC L	NW	D	$48,217	-	$10,914	-	-	-	$19,955	$926	$29.71	$80,012
ROCK VALLEY PUBLIC L	NW	D	$45,910	-	$19,396	-	-	-	$4,825	$11,263	$30.08	$81,394
ROCKFORD PUBLIC LIBR	NC	C	$4,047	-	$11,619	-	$150	-	-	$8,623	$24.15	$24,439
ROCKWELL CITY PUBLIC	NW	C	$22,383	-	$8,917	-	-	-	$1,763	$602	$14.79	$33,665
ROCKWELL PUBLIC LIBR	NC	C	$6,720	-	$6,623	-	$28	-	$446	$183	$13.47	$14,000
ROLAND PUBLIC LIBRAR	CE	C	$22,700	-	$1,660	-	$400	-	$3,887	-	$28.50	$28,647
ROLFE PUBLIC LIBRARY	NW	B	$9,394	-	$2,661	-	-	$750	$828	-	$17.13	$13,633
ROWAN PUBLIC LIBRARY	NC	A	$500	-	$11,539	-	$268	-	$2,966	$43	$59.14	$15,316
ROYAL PUBLIC LIBRARY	NW	B	-	-	$2,172	-	-	$100	-	-	$4.35	$2,272
RUDD PUBLIC LIBRARY	NC	A	$2,500	-	$10,665	-	-		$124	-	$28.89	$13,289
RUTHVEN PUBLIC LIBRA	NW	B	$2,961	-	$7,438	-	-		$350	-	$13.98	$10,749
SABULA PUBLIC LIBRAR	EC	B	$16,081	-	$5,968	-	$438	-	$2,447	-	$30.26	$24,934
SAC CITY PUBLIC LIBR	NW	D	$27,159	-	$7,772	$9,000	-	$1,093	-	-	$15.01	$45,024
SAINT ANSGAR PUBLIC	NC	C	$19,017	-	$16,362	-	$4,654	-	$467	-	$36.82	$40,500
SALEM PUBLIC LIBRARY	SE	A	$1,700	-	$4,848	-	-	-	$155	$782	$16.17	$7,485
SANBORN PUBLIC LIBRA	NW	C	$10,500	-	$5,000	-	-	-	$241	$1,000	$11.97	$16,741
SCHLESWIG PUBLIC LIB	NW	B	$4,435	-	$2,500	-	-	-	$711	$250	$9.10	$7,896
SCOTT COUNTY LIBRARY	SE	I	$196,830	-	$220,366	-	$20,209	-	$12,000	-	$15.30	$449,405
SEYMOUR PUBLIC LIBRA	SW	C	$1,400	-	$1,924	-	-	-	$1,117	$64	$4.35	$4,505
SHEFFIELD PUBLIC LIB	NC	C	$16,000	-	$18,405	-	$460	-	$426	$6,000	$33.73	$41,291
SHELDON PUBLIC LIBRA	NW	E	$88,512	-	$5,000	-	-	-	$2,314	$8,215	$20.80	$104,041
SHELL ROCK PUBLIC LI	NE	C	$12,759	-	$5,085	-	-	-	$62,385	-	$54.28	$80,229
SHELLSBURG PUBLIC LI	EC	B	$4,685	-	$4,315	-	-	$2,400	$90	-	$14.90	$11,490
SHENANDOAH PUBLIC LI	SW	E	$77,822	-	$13,642	-	$46	-	$19,060	-	$17.62	$110,570
SIBLEY PUBLIC LIBRAR	NW	D	$52,448	-	$4,237	-	-	$750	$18,514	-	$24.89	$75,949
SIDNEY PUBLIC LIBRAR	SW	C	-	-	$4,400	-	-	-	$33	$9	$3.40	$4,442
SIGOURNEY PUBLIC LIB	SE	C	$21,700	-	$7,422	-	-	-	$2,905	$2,362	$14.76	$34,389
SILVER CITY PUBLIC L	SW	A	$1,600	-	$3,058	-	-	-	$553	$408	$19.31	$5,619
SIOUX CENTER PUBLIC	NW	D	$152,376	-	$15,943	$5,608	-	-	$6,943	$1,669	$39.79	$182,539
SIOUX CITY PUBLIC LI	NW	H	$1,407,440	-	-	$100,000	$46,272	-	2586220	$28,218	$50.83	$4,168,150
SIOUX RAPIDS PUBLIC	NW	B	$4,000	-	$3,720	-	-	-	$944	-	$9.66	$8,664
SLATER PUBLIC LIBRAR	CE	C	$30,290	-	-	-	-	-	-	-	$23.09	$30,290
SLOAN PUBLIC LIBRARY	NW	B	$2,800	-	$2,000	-	-	-	$250	$120	$5.29	$5,170
SOLON PUBLIC LIBRARY	EC	B	$16,867	-	$7,000	-	$24	-	$2,531	-	$27.27	$26,422
SOMERS PUBLIC LIBRAR	NW	A	$4,216	-	$3,337	-	-	-	-	-	$34.33	$7,553
SOUTH ENGLISH PUBLIC	SE	A	$1,200	-	$2,270	-	-	-	$814	-	$20.30	$4,284
SPENCER PUBLIC LIBRA	NW	F	$186,816	$31,500	$9,500	-	$53	-	$5,340	$462	$19.93	$233,671
SPILLVILLE PUBLIC LI	NE	A	$3,540	-	$4,294	$2,416	$1,038	-	$1,702	-	$31.30	$12,990
SPIRIT LAKE PUBLIC L	NW	D	$53,984	$208,565	$9,750	-	$3,268	-	$157,744	-	$108.98	$433,311
SPRINGVILLE PUBLIC L	EC	C	$9,400	-	$4,000	-	-	-	$1,130	-	$12.47	$14,530
STACYVILLE PUBLIC LI	NC	B	$2,300	-	$11,096	$746	$22	-	$1,925	$2,249	$34.09	$18,338
STANHOPE PUBLIC LIBR	NC	A	$3,157	$4,567	$7,166	-	-	-	-	-	$30.26	$14,890
STANTON PUBLIC LIBRA	SW	B	$1,950	-	$4,500	-	-	$500	$588	$15	$10.11	$7,553
STANWOOD PUBLIC LIBR	EC	B	$1,800	-	$2,521	-	-	-	$800	$283	$7.67	$5,404
STATE CENTER PUBLIC	CE	C	-	-	$3,200	-	$286	-	$31,610	$9,723	$34.69	$44,819
STEAMBOAT ROCK PUBLI	NC	A	$500	-	$10,473	-	$717	-	$2,002	$1,807	$40.05	$15,499
STOCKPORT PUBLIC LIB	SE	A	$1,000	-	$1,943	-	$52	-	$3,183	$551	$24.74	$6,729
STORM LAKE PUBLIC LI	NW	E	$141,912	-	$10,811	-	$25	-	$49,497	-	$22.95	$202,245

LIBRARY REPORT OF INCOME

NAME	REG	SZ CD	CITY APPR.	SPECIAL CITY APPR.	COUNTY APPR.	FEDERAL ASSIST.	OTHER GOV. REVENUE	OTHER GRANTS	ENDOWMENTS GIFTS FINES,FEES	OTHER INCOME	PER CAPITA INCOME	TOTAL INCOME
WEST POINT PUBLIC LI	SE	C	$20,300	-	-	-	$257	-	$774	-	$18.83	$21,331
WEST UNION PUBLIC LI	NE	D	$34,078	-	$5,062	-	-	-	$2,355	$2,741	$15.90	$44,236
WESTGATE PUBLIC LIBR	NE	A	$2,700	-	$2,021	-	-	-	$150	-	$18.52	$4,871
WESTSIDE PUBLIC LIBR	NW	A	$750	-	$2,500	-	-	-	$60	$364	$9.49	$3,674
WHAT CHEER PUBLIC LI	SE	B	$1,200	-	$2,455	-	-	-	$2,693	$73	$8.00	$6,421
WHEATLAND PUBLIC LIB	EC	B	$5,975	-	$1,700	-	-	-	$305	-	$9.50	$7,980
WHITING PUBLIC LIBRA	NW	B	$18,793	-	$3,776	-	-	-	$3,061	-	$34.92	$25,630
WHITTEMORE PUBLIC LI	NC	B	$25,919	-	$7,002	-	$954	-	$6,839	$236	$63.29	$40,950
WILLIAMS PUBLIC LIBR	NC	A	$3,000	-	$7,166	-	-	-	$3,621	$692	$35.31	$14,479
WILLIAMSBURG PUBLIC	EC	C	$19,007	-	$13,295	-	$242	-	$3,424	$576	$17.98	$36,544
WILTON PUBLIC LIBRAR	SE	D	$21,500	-	$4,800	-	-	-	$1,892	$3,975	$12.86	$32,167
WINFIELD PUBLIC LIBR	SE	C	$11,500	-	$5,103	-	-	-	$301	$1,162	$17.34	$18,066
WINTERSET PUBLIC LIB	CE	D	$55,884	-	$17,812	$750	$2,141	-	$8,435	$650	$21.31	$85,672
WINTHROP PUBLIC LIBR	NE	B	$9,000	-	$2,609	-	-	-	$3,224	-	$19.34	$14,833
WODEN PUBLIC LIBRARY	NC	A	$3,000	-	$6,845	-	-	-	-	$208	$35.03	$10,053
WOODBINE PUBLIC LIBR	SW	C	$27,420	-	$3,541	-	-	-	$2,472	$463	$23.17	$33,896
WOODBURY COUNTY LIBR	NW	I	$23,376	-	$70,130	-	-	-	-	-	$7.37	$93,506
WOODWARD PUBLIC LIBR	CE	C	$18,008	-	$2,639	-	$241	-	$1,746	$579	$19.15	$23,213
WYOMING PUBLIC LIBRA	EC	B	$2,750	-	$4,300	-	$330	-	$3,765	$505	$16.60	$11,650
ZEARING PUBLIC LIBRA	CE	B	$8,205	-	$2,573	-	$814	-	$579	$249	$19.71	$12,420

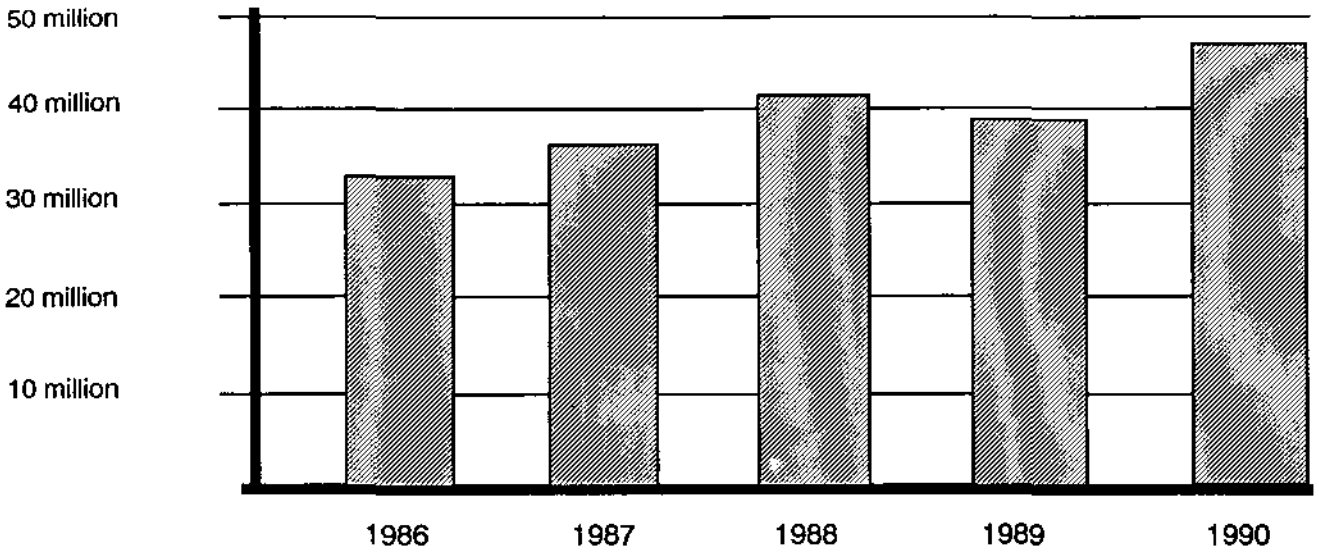

PUBLIC LIBRARY INCOME,
IN MILLIONS OF DOLLARS, 1986-1990

Public Library Income, 1986-1990 was as follows:

1986- $32,514,773
1987- $36,246,413
1988- $41,246,886
1989- $39,668,163
1990- $46,566,598

The decrease in income from 1988 to 1989 was due primarily to a decrease in the number of gifts and endowments reported

III Summary of Expenditures

* In Dollars by Region
* Percentage by Region
* By Library

ANNUAL EXPENDITURES IN DOLLARS SUMMARY - REGION CE TOTALS

SIZE GROUPS	NO. TOT	LIBR RPT	1 SALARIES AND WAGES	2 FRINGE BENEFITS	3 CITY/COUNTY BENEFITS	4 BOOKS	5 PERIOD., SERIALS	6 MICROFORM	7 RECORDING	8 COMPUTER SOFTWARE	9 OTHER MATERIALS
A- 0 - 499	118	7	$ 16,380	$ 186	$ 389	$ 10,214	$ 1,931	$-------	$ 2,107	$-------	$ 360
B- 500 - 999	141	17	100,242	9,606	196	47,382	7,521	-------	4,655	1,004	1,912
C- 1,000 - 2,499	146	17	208,175	33,411	4,675	92,222	12,938	425	8,208	2,685	13,384
D- 2,500 - 4,999	52	7	221,902	19,932	22,196	85,821	11,433	-------	7,796	614	8,848
E- 5,000 - 9,999	36	5	310,362	13,880	31,666	98,781	17,492	50	6,325	1,470	571
F- 10,000 - 24,999	12	6	1,008,025	138,797	82,755	310,842	30,835	164	16,703	22,027	462
G- 25,000 - 49,999	9	2	1,019,243	126,193	60,806	212,243	48,711	-------	25,236	558	5,400
H- OVER 50,000	8	1	2,004,415	278,894	1,839	222,513	34,957	-------	18,515	-------	1,500
I- COUNTY LIBRARIES	3	---	----------	---------	---------	---------	---------	-------	-------	-------	-------
REGION CE TOTALS	525	62	$ 4,888,744	$ 620,899	$ 204,522	$1,080,018	$ 165,818	$ 639	$ 89,545	$ 28,358	$ 32,437

ANNUAL EXPENDITURES IN DOLLARS SUMMARY - REGION EC TOTALS

SIZE GROUPS	NO. TOT	LIBR RPT	1 SALARIES AND WAGES	2 FRINGE BENEFITS	3 CITY/COUNTY BENEFITS	4 BOOKS	5 PERIOD., SERIALS	6 MICROFORM	7 RECORDING	8 COMPUTER SOFTWARE	9 OTHER MATERIALS
A- 0 - 499	118	7	$ 18,477	$ 1,030	$ 716	$ 11,328	$ 746	$ 83	$ 638	$ 390	$ 779
B- 500 - 999	141	22	118,031	7,244	16,566	64,113	5,950	397	7,571	925	1,048
C- 1,000 - 2,499	146	18	210,515	32,153	8,676	83,678	14,644	203	7,827	202	718
D- 2,500 - 4,999	52	8	212,752	18,166	8,114	103,513	13,887	838	4,629	559	245
E- 5,000 - 9,999	36	4	307,019	55,655	---------	95,901	10,487	230	10,815	18	865
F- 10,000 - 24,999	12	1	158,921	36,361	---------	49,847	8,828	-------	4,474	-------	-------
G- 25,000 - 49,999	9	1	299,197	738	53,314	80,653	15,665	-------	2,385	990	-------
H- OVER 50,000	8	2	2,312,725	519,729	---------	405,426	117,159	-------	67,963	814	3,534
I- COUNTY LIBRARIES	3	---	----------	---------	---------	---------	---------	-------	-------	-------	-------
REGION EC TOTALS	525	63	$ 3,637,637	$ 671,076	$ 87,386	$ 894,459	$ 187,366	$ 1,751	$106,302	$ 3,898	$ 7,189

CE T

10 PLANT OPERATIONS	11 CITY/COUNTY PLANT OPER.	12 EQUIPMENT	13 OTHER EXPENDITURE	14 CAPITAL OUTLAY	15 TOTAL	16 POPULATION OF LIBRARY	17 PER CAPITA EXPENDITURE
$ 4,608	$ 3,850	$ 1,078	$ 419	$---------	$ 41,522	2,385	$ 17.40
15,718	10,464	6,208	13,306	13,772	231,986	12,369	18.75
48,768	795	19,876	43,393	52,947	541,902	26,887	20.15
19,007	8,527	13,097	51,999	13,850	485,022	23,725	20.44
28,777	500	6,112	45,024	782,441	1,343,451	35,221	38.14
122,021	---------	22,320	214,125	---------	1,969,076	93,929	20.96
128,653	---------	34,064	116,399	17,310	1,794,816	72,713	24.68
195,285	---------	15,000	842,481	30,605	3,646,004	191,003	19.08
---	---	---	---	---	---	---	---
$ 562,837	$ 24,136	$ 117,755	$1,327,146	$ 910,925	$10,053,779	458,232	$ 21.94

EC T

10 PLANT OPERATIONS	11 CITY/COUNTY PLANT OPER.	12 EQUIPMENT	13 OTHER EXPENDITURE	14 CAPITAL OUTLAY	15 TOTAL	16 POPULATION OF LIBRARY	17 PER CAPITA EXPENDITURE
$ 1,365	$ 7,833	$ 1,540	$ 2,140	$ 5,059	$ 52,124	2,532	$ 20.58
23,414	16,600	15,269	19,969	4,390	301,487	16,176	18.63
31,813	7,213	17,703	55,375	183,919	654,639	28,815	22.71
46,810	4,822	3,805	13,914	308,882	740,936	31,587	23.45
48,767	---------	10,090	38,612	146,652	725,111	27,908	25.98
13,557	---------	2,382	25,251	8,750	308,371	19,474	15.83
33,949	100	2,085	32,172	8,950	530,198	32,828	16.15
340,404	---------	345,285	372,170	---------	4,485,209	160,751	27.90
---	---	---	---	---	---	---	---
$ 540,079	$ 36,568	$ 398,159	$ 559,603	$ 666,602	$ 7,798,075	320,071	$ 24.36

ANNUAL EXPENDITURES IN DOLLARS SUMMARY - REGION NC TOTALS

SIZE GROUPS	NO. TOT	LIBR RPT	1 SALARIES AND WAGES	2 FRINGE BENEFITS	3 CITY/COUNTY BENEFITS	4 BOOKS	5 PERIOD., SERIALS	6 MICROFORM	7 RECORDING	8 COMPUTER SOFTWARE	9 OTHER MATERIALS
A- 0 - 499	118	30	$ 156,242	$ 24,353	$ 2,663	$ 78,414	$ 12,766	$-------	$ 25,790	$ 2,003	$ 11,393
B- 500 - 999	141	21	159,486	17,369	2,850	95,859	16,210	930	32,673	2,559	8,954
C- 1,000 - 2,499	146	14	140,300	12,089	7,498	87,070	9,770	287	10,579	433	8,178
D- 2,500 - 4,999	52	9	364,852	54,803	5,631	149,237	20,713	-------	18,720	3,289	7,160
E- 5,000 - 9,999	36	5	397,856	87,535	---------	141,232	18,428	120	12,367	1,208	1,007
F- 10,000 - 24,999	12	---	---------	---------	---------	---------	---------	-------	-------	-------	-------
G- 25,000 - 49,999	9	2	424,686	103,285	---------	100,083	23,960	-------	7,802	-------	1,122
H- OVER 50,000	8	---	---------	---------	---------	---------	---------	-------	-------	-------	-------
I- COUNTY LIBRARIES	3	---	---------	---------	---------	---------	---------	-------	-------	-------	-------
REGION NC TOTALS	525	81	$ 1,643,422	$ 299,434	$ 18,642	$ 651,895	$ 101,847	$ 1,337	$107,931	$ 9,492	$ 37,814

ANNUAL EXPENDITURES IN DOLLARS SUMMARY - REGION NE TOTALS

SIZE GROUPS	NO. TOT	LIBR RPT	1 SALARIES AND WAGES	2 FRINGE BENEFITS	3 CITY/COUNTY BENEFITS	4 BOOKS	5 PERIOD., SERIALS	6 MICROFORM	7 RECORDING	8 COMPUTER SOFTWARE	9 OTHER MATERIALS
A- 0 - 499	118	16	$ 44,416	$ 4,205	$ 1,848	$ 28,048	$ 5,110	$ 1,440	$ 2,807	$ 1,067	$ 4,153
B- 500 - 999	141	24	150,857	14,565	3,415	80,812	9,080	-------	6,466	1,748	3,996
C- 1,000 - 2,499	146	25	325,041	40,743	12,676	146,848	25,815	132	16,216	1,562	23,395
D- 2,500 - 4,999	52	8	233,398	29,394	11,950	99,938	18,286	-------	8,899	3,286	4,650
E- 5,000 - 9,999	36	4	249,722	25,332	30,536	100,741	15,087	-------	6,799	30	324
F- 10,000 - 24,999	12	---	---------	---------	---------	---------	---------	-------	-------	-------	-------
G- 25,000 - 49,999	9	1	341,874	86,536	3,817	61,345	10,019	-------	3,640	2,586	-------
H- OVER 50,000	8	2	937,256	252,185	---------	179,383	85,456	-------	15,394	810	1,652
I- COUNTY LIBRARIES	3	1	89,829	33,696	---------	14,500	2,700	-------	65	150	-------
REGION NE TOTALS	525	81	$ 2,372,393	$ 486,656	$ 64,242	$ 711,615	$ 171,553	$ 1,572	$ 60,286	$ 11,239	$ 38,170

NC T

10 PLANT OPERATIONS	11 CITY/COUNTY PLANT OPER.	12 EQUIPMENT	13 OTHER EXPENDITURE	14 CAPITAL OUTLAY	15 TOTAL	16 POPULATION OF LIBRARY	17 PER CAPITA EXPENDITURE
$ 31,250	$ 29,844	$ 15,011	$ 29,272	$ 14,535	$ 433,536	10,471	$ 41.40
29,354	15,521	19,072	27,718	1,082	429,637	14,999	28.64
23,133	11,736	13,157	12,160	14,718	351,108	20,551	17.08
54,140	5,438	15,923	34,830	24,360	759,096	33,272	22.81
37,946	15,500	5,678	102,240	7,760	828,877	37,271	22.23
---	---	---	---	---	---	---	---
108,714	---	13,459	60,557	2,093	845,761	59,567	14.19
---	---	---	---	---	---	---	---
---	---	---	---	---	---	---	---
$ 284,537	$ 78,039	$ 82,300	$ 266,777	$ 64,548	$ 3,648,015	176,131	$ 20.71

NE T

10 PLANT OPERATIONS	11 CITY/COUNTY PLANT OPER.	12 EQUIPMENT	13 OTHER EXPENDITURE	14 CAPITAL OUTLAY	15 TOTAL	16 POPULATION OF LIBRARY	17 PER CAPITA EXPENDITURE
$ 5,580	$ 13,165	$ 18,384	$ 4,524	$ 124,694	$ 259,441	5,329	$ 48.68
23,150	19,645	11,354	26,770	27,516	379,374	17,804	21.30
41,882	21,760	38,885	47,794	80,366	823,115	40,664	20.24
21,210	8,414	19,128	22,196	3,605	484,354	31,011	15.61
41,140	---	19,037	35,551	53,781	578,080	30,391	19.02
---	---	---	---	---	---	---	---
37,600	12,402	1,721	31,983	---	593,523	36,322	16.34
144,764	---	110,685	182,115	455,520	2,365,220	138,306	17.10
12,643	---	2,501	59,186	---	215,270	20,199	10.65
$ 327,969	$ 75,386	$ 221,695	$ 410,119	$ 745,482	$ 5,698,377	320,026	$ 17.80

ANNUAL EXPENDITURES IN DOLLARS SUMMARY - REGION NW TOTALS

SIZE GROUPS	NO. TOT	LIBR RPT	1 SALARIES AND WAGES	2 FRINGE BENEFITS	3 CITY/COUNTY BENEFITS	4 BOOKS	5 PERIOD., SERIALS	6 MICROFORM	7 RECORDING	8 COMPUTER SOFTWARE	9 OTHER MATERIALS
A- 0 - 499	118	23	$ 75,102	$ 9,741	$ 1,862	$ 42,190	$ 6,387	$-------	$ 9,862	$ 526	$ 2,888
B- 500 - 999	141	29	134,004	10,401	5,252	87,406	13,281	-------	5,044	526	4,812
C- 1,000 - 2,499	146	27	330,970	39,650	4,898	143,401	23,086	76	6,418	2,614	9,138
D- 2,500 - 4,999	52	10	414,051	66,266	5,414	135,230	22,703	212	10,859	1,248	6,753
E- 5,000 - 9,999	36	7	448,874	63,095	42,638	191,406	18,270	67	12,933	3,724	11,307
F- 10,000 - 24,999	12	1	116,467	---------	25,000	23,531	4,403	225	1,273	212	971
G- 25,000 - 49,999	9	---	----------	---------	---------	---------	---------	-------	-------	-------	-------
H- OVER 50,000	8	1	713,091	197,267	---------	184,383	40,105	-------	8,442	423	-------
I- COUNTY LIBRARIES	3	1	55,593	12,476	12,476	10,814	---------	-------	-------	-------	-------
REGION NW TOTALS	**525**	**99**	**$ 2,288,152**	**$ 398,896**	**$ 97,540**	**$ 818,361**	**$ 128,235**	**$ 580**	**$ 54,831**	**$ 9,273**	**$ 35,869**

ANNUAL EXPENDITURES IN DOLLARS SUMMARY - REGION SE TOTALS

SIZE GROUPS	NO. TOT	LIBR RPT	1 SALARIES AND WAGES	2 FRINGE BENEFITS	3 CITY/COUNTY BENEFITS	4 BOOKS	5 PERIOD., SERIALS	6 MICROFORM	7 RECORDING	8 COMPUTER SOFTWARE	9 OTHER MATERIALS
A- 0 - 499	118	10	$ 12,260	$ 1,602	$ 32	$ 8,671	$ 552	$-------	$ 527	$-------	$ 3,695
B- 500 - 999	141	11	47,955	5,726	1,265	21,319	2,374	-------	1,412	-------	2,277
C- 1,000 - 2,499	146	15	158,490	12,574	6,017	52,165	9,233	1,245	7,970	699	3,766
D- 2,500 - 4,999	52	4	85,441	17,190	---------	34,122	4,217	-------	162	3,400	-------
E- 5,000 - 9,999	36	4	326,239	38,834	11,666	92,572	14,196	-------	10,007	-------	125
F- 10,000 - 24,999	12	4	711,438	27,115	119,498	177,297	28,447	3	12,117	2,532	19,258
G- 25,000 - 49,999	9	3	847,860	129,742	87,500	173,486	27,549	3,960	13,658	-------	2,361
H- OVER 50,000	8	1	896,133	305,032	---------	120,452	17,940	5,150	1,500	-------	-------
I- COUNTY LIBRARIES	3	1	223,879	41,557	---------	33,567	11,401	-------	12,160	-------	-------
REGION SE TOTALS	**525**	**53**	**$ 3,309,695**	**$ 579,372**	**$ 225,978**	**$ 713,651**	**$ 115,909**	**$ 10,358**	**$ 59,513**	**$ 6,631**	**$ 31,482**

NW T

10 PLANT OPERATIONS	11 CITY/COUNTY PLANT OPER.	12 EQUIPMENT	13 OTHER EXPENDITURE	14 CAPITAL OUTLAY	15 TOTAL	16 POPULATION OF LIBRARY	17 PER CAPITA EXPENDITURE
$ 21,162	$ 11,306	$ 6,768	$ 11,451	$ 100	$ 199,345	7,112	$ 28.02
25,363	9,251	13,446	26,993	33,822	369,601	22,397	16.50
59,160	21,978	22,000	42,319	27,638	733,346	40,499	18.10
60,463	7,474	17,907	79,722	221,519	1,049,821	35,228	29.80
58,136	21,331	14,536	42,964	14,838	944,119	52,995	17.81
23,059	---------	675	15,582	31,500	242,898	11,726	20.71
---------	---------	---------	---------	---------	---------	---------	-------
58,096	---------	19,230	186,232	2,658,174	4,065,443	82,003	49.57
12,128	---------	---------	3,103	---------	106,590	12,693	8.39
$ 317,567	$ 71,340	$ 94,562	$ 408,366	$2,987,591	$ 7,711,163	264,653	$ 29.13

SE T

10 PLANT OPERATIONS	11 CITY/COUNTY PLANT OPER.	12 EQUIPMENT	13 OTHER EXPENDITURE	14 CAPITAL OUTLAY	15 TOTAL	16 POPULATION OF LIBRARY	17 PER CAPITA EXPENDITURE
$ 5,009	$ 1,105	$ 1,251	$ 2,693	$ 1,064	$ 38,461	3,439	$ 11.18
8,533	10,886	4,975	6,785	4,486	117,993	8,267	14.27
20,675	13,103	3,613	22,158	10,577	322,285	21,331	15.10
12,805	---------	6,383	13,000	392	177,112	12,258	14.44
31,112	4,000	14,616	43,404	85,091	671,862	29,892	22.47
51,803	---------	14,471	82,803	9,764	1,256,546	61,152	20.54
80,439	---------	16,858	55,770	125,001	1,564,184	84,291	18.55
124,410	---------	---------	137,606	---------	1,608,223	103,264	15.57
30,529	---------	1,818	45,960	25,921	426,792	29,377	14.52
$ 365,315	$ 29,094	$ 63,985	$ 410,179	$ 262,296	$ 6,183,458	353,271	$ 17.50

ANNUAL EXPENDITURES IN DOLLARS SUMMARY - REGION SW TOTALS

SIZE GROUPS	NO. TOT	LIBR RPT	1 SALARIES AND WAGES	2 FRINGE BENEFITS	3 CITY/COUNTY BENEFITS	4 BOOKS	5 PERIOD., SERIALS	6 MICROFORM	7 RECORDING	8 COMPUTER SOFTWARE	9 OTHER MATERIALS
A- 0 - 499	118	14	$ 39,836	$ 3,621	$ 1,906	$ 27,282	$ 3,005	$-------	$ 560	$ 335	$ 1,587
B- 500 - 999	141	11	51,215	4,741	3,540	28,112	3,280	-------	1,447	-------	926
C- 1,000 - 2,499	146	23	261,176	37,439	7,388	109,879	17,068	954	5,107	1,772	4,545
D- 2,500 - 4,999	52	5	146,365	14,091	9,638	35,131	8,240	-------	7,687	-------	1,516
E- 5,000 - 9,999	36	7	383,296	62,673	49,598	115,296	21,800	756	10,431	1,279	5,502
F- 10,000 - 24,999	12	---	----------	---------	---------	---------	---------	-------	-------	-------	-------
G- 25,000 - 49,999	9	---	----------	---------	---------	---------	---------	-------	-------	-------	-------
H- OVER 50,000	8	1	362,524	45,541	67,315	72,944	25,340	-------	4,589	-------	774
I- COUNTY LIBRARIES	3	---	----------	---------	---------	---------	---------	-------	-------	-------	-------
REGION SW TOTALS	525	61	$ 1,244,412	$ 168,106	$ 139,385	$ 388,644	$ 78,733	$ 1,710	$ 29,821	$ 3,386	$ 14,850

10 PLANT OPERATIONS	11 CITY/COUNTY PLANT OPER.	12 EQUIPMENT	13 OTHER EXPENDITURE	14 CAPITAL OUTLAY	15 TOTAL	16 POPULATION OF LIBRARY	17 PER CAPITA EXPENDITURE
$ 5,124	$ 10,292	$ 13,188	$ 7,603	$ 3,150	$ 117,489	5,397	$ 21.76
8,408	7,488	2,662	8,582	654	121,055	8,054	15.03
50,540	17,457	20,905	29,742	4,923	568,895	34,655	16.41
16,218	---------	1,575	18,074	6,176	264,711	17,390	15.22
58,756	3,941	16,525	52,069	37,574	819,496	45,397	18.05
---------	---------	---------	---------	---------	---------	---------	-------
---------	---------	---------	---------	---------	---------	---------	-------
37,190	---------	1,265	55,112	---------	672,594	56,449	11.91
---------	---------	---------	---------	---------	---------	---------	-------
$ 176,236	$ 39,178	$ 56,120	$ 171,182	$ 52,477	$ 2,564,240	167,342	$ 15.32

ANNUAL EXPENDITURES BY PERCENTAGES SUMMARY - REGION CE

SIZE GROUPS	NO. TOT	LIBR RPT	1 SALARIES AND WAGES	2 FRINGE BENEFITS	3 CITY/COUNTY BENEFITS	4 BOOKS	5 PERIOD., SERIALS	6 MICROFORM	7 RECORDING	8 COMPUTER SOFTWARE	9 OTHER MATERIALS
A- 0 - 499	118	7	39.44	.44	.93	24.59	4.65	-----	5.07	-----	.86
B- 500 - 999	141	17	43.21	4.14	.08	20.42	3.24	-----	2.00	.43	.82
C- 1,000 - 2,499	146	17	38.41	6.16	.86	17.01	2.38	.07	1.51	.49	2.46
D- 2,500 - 4,999	52	7	45.75	4.10	4.57	17.69	2.35	-----	1.60	.12	1.82
E- 5,000 - 9,999	36	5	23.10	1.03	2.35	7.35	1.30	-----	.47	.10	.04
F- 10,000 - 24,999	12	6	51.19	7.04	4.20	15.78	1.56	-----	.84	1.11	.02
G- 25,000 - 49,999	9	2	56.78	7.03	3.38	11.82	2.71	-----	1.40	.03	.30
H- OVER 50,000	8	1	54.97	7.64	.05	6.10	.95	-----	.50	-----	.04
I- COUNTY LIBRARIES	3	---	-----	-----	-----	-----	-----	-----	-----	-----	-----
REGION CE		62	48.62	6.17	2.03	10.74	1.64	-----	.89	.28	.32

ANNUAL EXPENDITURES BY PERCENTAGES SUMMARY - REGION EC

SIZE GROUPS	NO. TOT	LIBR RPT	1 SALARIES AND WAGES	2 FRINGE BENEFITS	3 CITY/COUNTY BENEFITS	4 BOOKS	5 PERIOD., SERIALS	6 MICROFORM	7 RECORDING	8 COMPUTER SOFTWARE	9 OTHER MATERIALS
A- 0 - 499	118	7	35.44	1.97	1.37	21.73	1.43	.15	1.22	.74	1.49
B- 500 - 999	141	22	39.14	2.40	5.49	21.26	1.97	.13	2.51	.30	.34
C- 1,000 - 2,499	146	18	32.15	4.91	1.32	12.78	2.23	.03	1.19	.03	.10
D- 2,500 - 4,999	52	8	28.71	2.45	1.09	13.97	1.87	.11	.62	.07	.03
E- 5,000 - 9,999	36	4	42.34	7.67	-----	13.22	1.44	.03	1.49	-----	.11
F- 10,000 - 24,999	12	1	51.53	11.79	-----	16.16	2.86	-----	1.45	-----	-----
G- 25,000 - 49,999	9	1	56.43	.13	10.05	15.21	2.95	-----	.44	.18	-----
H- OVER 50,000	8	2	51.56	11.58	-----	9.03	2.61	-----	1.51	.01	.07
I- COUNTY LIBRARIES	3	---	-----	-----	-----	-----	-----	-----	-----	-----	-----
REGION EC		63	46.64	8.60	1.12	11.47	2.40	.02	1.36	.04	.09

CE

10 PLANT OPERATIONS	11 CITY/COUNTY PLANT OPER.	12 EQUIPMENT	13 OTHER EXPENDITURE	14 CAPITAL OUTLAY
11.09	9.27	2.59	1.00	-----
6.77	4.51	2.67	5.73	5.93
8.99	.14	3.66	8.00	9.77
3.91	1.75	2.70	10.72	2.85
2.14	.03	.45	3.35	58.24
6.19	-----	1.13	10.87	-----
7.16	-----	1.89	6.48	.96
5.35	-----	.41	23.10	.83
-----	-----	-----	-----	-----
5.59	.24	1.17	13.20	9.06

EC

10 PLANT OPERATIONS	11 CITY/COUNTY PLANT OPER.	12 EQUIPMENT	13 OTHER EXPENDITURE	14 CAPITAL OUTLAY
2.61	15.02	2.95	4.10	9.70
7.76	5.50	5.06	6.62	1.45
4.85	1.10	2.70	8.45	28.09
6.31	.65	.51	1.87	41.68
6.72	-----	1.39	5.32	20.22
4.39	-----	.77	8.18	2.83
6.40	.01	.39	6.06	1.68
7.58	-----	7.69	8.29	-----
-----	-----	-----	-----	-----
6.92	.46	5.10	7.17	8.54

ANNUAL EXPENDITURES BY PERCENTAGES SUMMARY - REGION NC

SIZE GROUPS	NO. TOT	LIBR RPT	1 SALARIES AND WAGES	2 FRINGE BENEFITS	3 CITY/COUNTY BENEFITS	4 BOOKS	5 PERIOD., SERIALS	6 MICROFORM	7 RECORDING	8 COMPUTER SOFTWARE	9 OTHER MATERIALS
A- 0 - 499	118	30	36.03	5.61	.61	18.08	2.94	-----	5.94	.46	2.62
B- 500 - 999	141	21	37.12	4.04	.66	22.31	3.77	.21	7.60	.59	2.08
C- 1,000 - 2,499	146	14	39.95	3.44	2.13	24.79	2.78	.08	3.01	.12	2.32
D- 2,500 - 4,999	52	9	48.06	7.21	.74	19.65	2.72	-----	2.46	.43	.94
E- 5,000 - 9,999	36	5	47.99	10.56	-----	17.03	2.22	.01	1.49	.14	.12
F- 10,000 - 24,999	12	---	-----	-----	-----	-----	-----	-----	-----	-----	-----
G- 25,000 - 49,999	9	2	50.21	12.21	-----	11.83	2.83	-----	.92	-----	.13
H- OVER 50,000	8	---	-----	-----	-----	-----	-----	-----	-----	-----	-----
I- COUNTY LIBRARIES	3	---	-----	-----	-----	-----	-----	-----	-----	-----	-----
REGION NC		81	45.04	8.20	.51	17.86	2.79	.03	2.95	.26	1.03

ANNUAL EXPENDITURES BY PERCENTAGES SUMMARY - REGION NE

SIZE GROUPS	NO. TOT	LIBR RPT	1 SALARIES AND WAGES	2 FRINGE BENEFITS	3 CITY/COUNTY BENEFITS	4 BOOKS	5 PERIOD., SERIALS	6 MICROFORM	7 RECORDING	8 COMPUTER SOFTWARE	9 OTHER MATERIALS
A- 0 - 499	118	16	17.11	1.62	.71	10.81	1.96	.55	1.08	.41	1.60
B- 500 - 999	141	24	39.76	3.83	.90	21.30	2.39	-----	1.70	.46	1.05
C- 1,000 - 2,499	146	25	39.48	4.94	1.54	17.84	3.13	.01	1.97	.18	2.84
D- 2,500 - 4,999	52	8	48.18	6.06	2.46	20.63	3.77	-----	1.83	.67	.96
E- 5,000 - 9,999	36	4	43.19	4.38	5.28	17.42	2.60	-----	1.17	-----	.05
F- 10,000 - 24,999	12	---	-----	-----	-----	-----	-----	-----	-----	-----	-----
G- 25,000 - 49,999	9	1	57.60	14.58	.64	10.33	1.68	-----	.61	.43	-----
H- OVER 50,000	8	2	39.62	10.66	-----	7.58	3.61	-----	.65	.03	.06
I- COUNTY LIBRARIES	3	1	41.72	15.65	-----	6.73	1.25	-----	.03	.06	-----
REGION NE		81	41.63	8.54	1.12	12.48	3.01	.02	1.05	.19	.66

NC

10 PLANT OPERATIONS	11 CITY/COUNTY PLANT OPER.	12 EQUIPMENT	13 OTHER EXPENDITURE	14 CAPITAL OUTLAY
7.20	6.88	3.46	6.75	3.35
6.83	3.61	4.43	6.45	.25
6.58	3.34	3.74	3.46	4.19
7.13	.71	2.09	4.58	3.20
4.57	1.87	.68	12.33	.93
-----	-----	-----	-----	-----
12.85	-----	1.59	7.16	.24
-----	-----	-----	-----	-----
-----	-----	-----	-----	-----
7.79	2.13	2.25	7.31	1.76

NE

10 PLANT OPERATIONS	11 CITY/COUNTY PLANT OPER.	12 EQUIPMENT	13 OTHER EXPENDITURE	14 CAPITAL OUTLAY
2.15	5.07	7.08	1.74	48.06
6.10	5.17	2.99	7.05	7.25
5.08	2.64	4.72	5.80	9.76
4.37	1.73	3.94	4.58	.74
7.11	-----	3.29	6.14	9.30
-----	-----	-----	-----	-----
6.33	2.08	.28	5.38	-----
6.12	-----	4.67	7.69	19.25
5.87	-----	1.16	27.49	-----
5.75	1.32	3.89	7.19	13.08

ANNUAL EXPENDITURES BY PERCENTAGES SUMMARY - REGION NW

SIZE GROUPS	NO. TOT	LIBR RPT	1 SALARIES AND WAGES	2 FRINGE BENEFITS	3 CITY/COUNTY BENEFITS	4 BOOKS	5 PERIOD., SERIALS	6 MICROFORM	7 RECORDING	8 COMPUTER SOFTWARE	9 OTHER MATERIALS
A- 0 - 499	118	23	37.67	4.88	.93	21.16	3.20	-----	4.94	.26	1.44
B- 500 - 999	141	29	36.25	2.81	1.42	23.64	3.59	-----	1.36	.14	1.30
C- 1,000 - 2,499	146	27	45.13	5.40	.66	19.55	3.14	.01	.87	.35	1.24
D- 2,500 - 4,999	52	10	39.44	6.31	.51	12.88	2.16	.02	1.03	.11	.64
E- 5,000 - 9,999	36	7	47.54	6.68	4.51	20.27	1.93	-----	1.36	.39	1.19
F- 10,000 - 24,999	12	1	47.94	-----	10.29	9.68	1.81	.09	.52	.08	.39
G- 25,000 - 49,999	9	---	-----	-----	-----	-----	-----	-----	-----	-----	-----
H- OVER 50,000	8	1	17.54	4.85	-----	4.53	.98	-----	.20	.01	-----
I- COUNTY LIBRARIES	3	1	52.15	11.70	11.70	10.14	-----	-----	-----	-----	-----
REGION NW		99	29.67	5.17	1.26	10.61	1.66	-----	.71	.12	.46

ANNUAL EXPENDITURES BY PERCENTAGES SUMMARY - REGION SE

SIZE GROUPS	NO. TOT	LIBR RPT	1 SALARIES AND WAGES	2 FRINGE BENEFITS	3 CITY/COUNTY BENEFITS	4 BOOKS	5 PERIOD., SERIALS	6 MICROFORM	7 RECORDING	8 COMPUTER SOFTWARE	9 OTHER MATERIALS
A- 0 - 499	118	10	31.87	4.16	.08	22.54	1.43	-----	1.37	-----	9.60
B- 500 - 999	141	11	40.64	4.85	1.07	18.06	2.01	-----	1.19	-----	1.92
C- 1,000 - 2,499	146	15	49.17	3.90	1.86	16.18	2.86	.38	2.47	.21	1.16
D- 2,500 - 4,999	52	4	48.24	9.70	-----	19.26	2.38	-----	.09	1.91	-----
E- 5,000 - 9,999	36	4	48.55	5.78	1.73	13.77	2.11	-----	1.48	-----	.01
F- 10,000 - 24,999	12	4	56.61	2.15	9.51	14.10	2.26	-----	.96	.20	1.53
G- 25,000 - 49,999	9	3	54.20	8.29	5.59	11.09	1.76	.25	.87	-----	.15
H- OVER 50,000	8	1	55.72	18.96	-----	7.48	1.11	.32	.09	-----	-----
I- COUNTY LIBRARIES	3	1	52.45	9.73	-----	7.86	2.67	-----	2.84	-----	-----
REGION SE		53	53.52	9.36	3.65	11.54	1.87	.16	.96	.10	.50

NW

10 PLANT OPERATIONS	11 CITY/COUNTY PLANT OPER.	12 EQUIPMENT	13 OTHER EXPENDITURE	14 CAPITAL OUTLAY
10.61	5.67	3.39	5.74	.05
6.86	2.50	3.63	7.30	9.15
8.06	2.99	2.99	5.77	3.76
5.75	.71	1.70	7.59	21.10
6.15	2.25	1.53	4.55	1.57
9.49	-----	.27	6.41	12.96
-----	-----	-----	-----	-----
1.42	-----	.47	4.58	65.38
11.37	-----	-----	2.91	-----
4.11	.92	1.22	5.29	38.74

SE

10 PLANT OPERATIONS	11 CITY/COUNTY PLANT OPER.	12 EQUIPMENT	13 OTHER EXPENDITURE	14 CAPITAL OUTLAY
13.02	2.87	3.25	7.00	2.76
7.23	9.22	4.21	5.75	3.80
6.41	4.06	1.12	6.87	3.28
7.22	-----	3.60	7.33	.22
4.63	.59	2.17	6.46	12.66
4.12	-----	1.15	6.58	.77
5.14	-----	1.07	3.56	7.99
7.73	-----	-----	8.55	-----
7.15	-----	.42	10.76	6.07
5.90	.47	1.03	6.63	4.24

ANNUAL EXPENDITURES BY PERCENTAGES SUMMARY - REGION SW

SIZE GROUPS	NO. TOT	LIBR RPT	1 SALARIES AND WAGES	2 FRINGE BENEFITS	3 CITY/COUNTY BENEFITS	4 BOOKS	5 PERIOD., SERIALS	6 MICROFORM	7 RECORDING	8 COMPUTER SOFTWARE	9 OTHER MATERIALS
A- 0 - 499	118	14	33.90	3.08	1.62	23.22	2.55	-----	.47	.28	1.35
B- 500 - 999	141	11	42.30	3.91	2.92	23.22	2.70	-----	1.19	-----	.76
C- 1,000 - 2,499	146	23	45.90	6.58	1.29	19.31	3.00	.16	.89	.31	.79
D- 2,500 - 4,999	52	5	55.29	5.32	3.64	13.27	3.11	-----	2.90	-----	.57
E- 5,000 - 9,999	36	7	46.77	7.64	6.05	14.06	2.66	.09	1.27	.15	.67
F- 10,000 - 24,999	12	---	-----	-----	-----	-----	-----	-----	-----	-----	-----
G- 25,000 - 49,999	9	---	-----	-----	-----	-----	-----	-----	-----	-----	-----
H- OVER 50,000	8	1	53.89	6.77	10.00	10.84	3.76	-----	.68	-----	.11
I- COUNTY LIBRARIES	3	---	-----	-----	-----	-----	-----	-----	-----	-----	-----
REGION SW		61	48.52	6.55	5.43	15.15	3.07	.06	1.16	.13	.57

SW

10 PLANT OPERATIONS	11 CITY/COUNTY PLANT OPER.	12 EQUIPMENT	13 OTHER EXPENDITURE	14 CAPITAL OUTLAY
4.36	8.75	11.22	6.47	2.68
6.94	6.18	2.19	7.08	.54
8.88	3.06	3.67	5.22	.86
6.12	-----	.59	6.82	2.33
7.16	.48	2.01	6.35	4.58
-----	-----	-----	-----	-----
-----	-----	-----	-----	-----
5.52	-----	.18	8.19	-----
-----	-----	-----	-----	-----
6.87	1.52	2.18	6.67	2.04

LIBRARY REPORT OF EXPENDITURES

(PART 1)

NAME	REG	SZ. CD.	SALARIES AND WAGES	FRINGE BENEFITS	CITY/COUNTY BENEFITS	BOOKS	PERIOD., SERIALS	MICROFORM	RECORDING	COMPUTER SOFTWARE	OTHER MATERIALS	SUBTOTAL
ACKLEY PUBLIC LIBRAR	NC	C	$7,668	-	$660	$4,332	$1,000	-	$1,500	-	-	$15,160
ADAIR PUBLIC LIBRARY	SW	B	$3,499	$481	-	$3,204	$251	-	$43	-	-	$7,478
ADEL PUBLIC LIBRARY	CE	D	$23,115	-	$2,920	$8,604	$1,371	-	$500	-	-	$36,510
AGENCY PUBLIC LIBRAR	SE	B	$900	$68	-	$1,784	$210	-	-	-	$51	$3,013
AKRON PUBLIC LIBRARY	NW	C	$19,000	$5,400	-	$5,800	$1,000	-	-	-	$1,400	$32,600
ALBERT CITY PUBLIC L	NW	B	$3,758	-	$423	$2,808	$399	-	-	-	-	$7,388
ALBIA PUBLIC LIBRARY	SE	D	$22,782	$6,283	-	$12,122	$1,843	-	-	$3,400	-	$46,430
ALBION PUBLIC LIBRAR	CE	B	$6,279	$837	-	-	-	-	-	-	-	$7,116
ALDEN PUBLIC LIBRARY	NC	B	$9,410	$1,210	-	$5,980	$933	-	$2,444	$206	-	$20,183
ALEXANDER PUBLIC LIB	NC	A	$7,060	$1,110	-	$4,670	$440	-	$1,888	$50	$100	$15,318
ALGONA PUBLIC LIBRAR	NC	E	$64,542	$11,541	-	$18,000	$3,270	-	$788	-	-	$98,141
ALLERTON PUBLIC LIBR	SW	B	$1,314	$88	-	$668	$39	-	-	-	-	$2,109
ALLISON PUBLIC LIBRA	NE	C	$10,332	-	$3,781	$2,805	$1,144	-	$653	-	$744	$19,459
ALTA PUBLIC LIBRARY	NW	C	$4,975	-	$615	-	$24	$37	$10	-	-	$5,661
ALTA VISTA PUBLIC LI	NE	A	$2,506	$180	-	$3,500	$21	-	-	$250	$200	$6,657
ALTON PUBLIC LIBRARY	NW	B	$10,000	-	$1,300	$5,429	$1,796	-	-	$94	$434	$19,053
ALTOONA PUBLIC LIBRA	CE	E	$33,574	$4,078	-	$11,792	$1,493	-	$747	$471	-	$52,155
AMES PUBLIC LIBRARY	CE	G	$689,102	$126,193	-	$151,242	$21,972	-	$23,000	$200	$1,500	$1,013,209
ANAMOSA PUBLIC LIBRA	EC	D	$13,934	$2,845	-	$12,188	$1,119	-	$200	-	-	$30,286
ANITA PUBLIC LIBRARY	SW	C	$7,737	$957	-	$3,260	$635	-	$140	-	-	$12,729
ANKENY PUBLIC LIBRAR	CE	F	$119,242	$25,382	-	$49,516	$4,768	-	$1,529	-	-	$200,437
ANTHON PUBLIC LIBRAR	NW	B	$3,395	$357	-	-	$446	-	$48	-	-	$4,246
APLINGTON PUBLIC LIB	NE	C	$7,920	$838	-	$6,151	$1,548	-	$194	-	-	$16,651
ARCHER PUBLIC LIBRAR	NW	A	$1,400	-	-	$2,926	$188	-	-	-	-	$4,514
ARLINGTON PUBLIC LIB	NE	A	$6,318	-	-	$2,029	$254	$1,440	-	$225	$362	$10,628
ARMSTRONG PUBLIC LIB	NW	C	$5,258	-	-	$2,230	$846	-	$15	-	-	$8,349
ARNOLDS PARK PUBLIC	NW	C	$7,257	$902	-	$4,040	$1,340	-	$515	$100	-	$14,154
ARTHUR PUBLIC LIBRAR	NW	A	$1,217	$128	-	$1,309	$346	-	-	-	$110	$3,110
ASHTON PUBLIC LIBRAR	NW	A	$3,702	$744	-	$2,285	$360	-	$39	-	-	$7,130
ATKINS PUBLIC LIBRAR	EC	B	$6,870	$843	-	$3,086	$595	-	$630	-	$350	$12,374
ATLANTIC PUBLIC LIBR	SW	E	$38,758	-	$13,344	$12,883	$2,431	$214	$1,215	-	-	$68,845
AUDUBON PUBLIC LIBRA	SW	D	$22,490	$2,897	-	$9,168	$1,662	-	$3,749	-	-	$39,966
AURELIA PUBLIC LIBRA	NW	C	$9,594	$1,350	-	$3,800	$200	-	$200	$325	-	$15,469
AVOCA PUBLIC LIBRARY	SW	C	$21,752	$9,046	-	$6,378	$1,338	$549	$766	-	-	$39,829
BAGLEY PUBLIC LIBRAR	SW	A	$2,405	$545	-	$3,027	$87	-	-	-	-	$6,064
BANCROFT PUBLIC LIBR	NC	C	$11,968	$1,607	$980	$5,945	$ 50	-	$925	$142	$1,133	$23,650
BATAVIA PUBLIC LIBRA	SE	B	$693	$103	-	$531	$246	-	-	-	$87	$1,660
BATTLE CREEK PUBLIC	NW	B	$4,132	$517	-	-	-	-	-	-	-	$4,649
BAYARD PUBLIC LIBRAR	SW	B	$13,448	$1,802	-	$7,679	$977	-	$493	-	-	$24,399
BEAMAN PUBLIC LIBRAR	NE	A	$6,527	$846	$1,166	$4,228	$964	-	$645	$275	$1,349	$16,000
BEDFORD PUBLIC LIBRA	SW	C	$11,797	$1,434	-	$2,370	$674	-	-	-	$3	$16,278
BELLE PLAINE PUBLIC	EC	D	$17,225	-	-	$9,090	$723	$640	$1,230	$39	-	$28,947
BELLEVUE PUBLIC LIBR	EC	C	$29,536	$8,330	-	$5,450	$1,268	$203	$463	-	-	$45,250
BELMOND PUBLIC LIBRA	NC	D	$28,602	$3,682	-	$11,915	$2,330	-	$1,535	-	$3,323	$51,387
BENNETT PUBLIC LIBRA	EC	A	$1,890	-	$338	$1,309	-	-	$75	-	-	$3,612
BETTENDORF PUBLIC LI	SE	G	$354,321	$89,024	-	$63,898	$11,944	-	$7,967	-	-	$527,154
BIRMINGHAM PUBLIC LI	SE	A	-	-	-	$1,043	$153	-	-	-	-	$1,196
BLAIRSTOWN PUBLIC LI	EC	B	$6,669	-	$933	$2,677	$240	$397	$734	$475	-	$12,125

LIBRARY REPORT OF EXPENDITURES

(PART 2)

NAME	REG	SZ. CO.	PLANT OPERATIONS	CITY/COUNTY PLANT OPER.	EQUIPMENT	OTHER OPER. EXPENDITURE	CAPITAL OUTLAY	SUBTOTAL	TOTAL	POPULATION OF LIBRARY	PER CAPITA EXPENDITURE
ACKLEY PUBLIC LIBRAR	NC	C	-	$3,169	-	$1,020	$10,000	$14,189	$29,349	1,900	$15.45
ADAIR PUBLIC LIBRARY	SW	B	$1,140	$234	$339	$200	$310	$2,223	$9,701	883	$10.99
ADEL PUBLIC LIBRARY	CE	D	$2,485	-	-	$185	-	$2,670	$39,180	2,846	$13.77
AGENCY PUBLIC LIBRAR	SE	B	-	$2,085	-	$163	-	$2,248	$5,261	657	$8.01
AKRON PUBLIC LIBRARY	NW	C	$500	$1,200	-	$500	-	$2,200	$34,800	1,517	$22.94
ALBERT CITY PUBLIC L	NW	B	-	$1,419	-	$124	-	$1,543	$8,931	818	$10.92
ALBIA PUBLIC LIBRARY	SE	D	$6,984	-	$1,165	$1,341	$392	$9,882	$56,312	4,184	$13.46
ALBION PUBLIC LIBRAR	CE	B	$162	$1,741	-	-	-	$1,903	$9,019	739	$12.20
ALDEN PUBLIC LIBRARY	NC	B	$2,433	$264	-	$940	-	$3,637	$23,820	953	$24.99
ALEXANDER PUBLIC LIB	NC	A	$3,000	-	$550	$650	-	$4,200	$19,518	190	$102.73
ALGONA PUBLIC LIBRAR	NC	E	$1,266	$15,500	-	$27,609	-	$44,375	$142,516	6,289	$22.66
ALLERTON PUBLIC LIBR	SW	B	-	$1,050	-	$56	-	$1,106	$3,215	670	$4.80
ALLISON PUBLIC LIBRA	NE	C	-	$2,201	$500	$886	-	$3,587	$23,046	1,132	$20.36
ALTA PUBLIC LIBRARY	NW	C	-	$1,372	-	$216	-	$1,588	$7,249	1,720	$4.21
ALTA VISTA PUBLIC LI	NE	A	-	$600	$90	$100	-	$790	$7,447	314	$23.72
ALTON PUBLIC LIBRARY	NW	B	$265	$1,440	$226	$3,643	$3,767	$9,341	$28,394	986	$28.80
ALTOONA PUBLIC LIBRA	CE	E	$7,698	-	$1,743	$3,899	-	$13,340	$65,495	5,764	$11.36
AMES PUBLIC LIBRARY	CE	G	$104,991	-	$18,529	$112,100	$17,310	$252,930	$1,266,139	45,775	$27.66
ANAMOSA PUBLIC LIBRA	EC	D	$3,317	-	-	$524	$2,364	$6,205	$36,491	4,958	$7.36
ANITA PUBLIC LIBRARY	SW	C	$1,635	$150	$500	-	$2,182	$4,467	$17,196	1,153	$14.91
ANKENY PUBLIC LIBRAR	CE	F	$26,384	-	$7,815	$35,851	-	$70,050	$270,487	15,429	$17.53
ANTHON PUBLIC LIBRAR	NW	B	$406	-	-	-	-	$406	$4,652	687	$6.77
APLINGTON PUBLIC LIB	NE	C	$1,267	$5,981	$1,246	$723	$1,660	$10,877	$27,528	1,027	$26.80
ARCHER PUBLIC LIBRAR	NW	A	$300	-	-	$1,462	-	$1,762	$6,276	134	$46.84
ARLINGTON PUBLIC LIB	NE	A	-	$2,099	$2,954	-	-	$5,053	$15,681	498	$31.49
ARMSTRONG PUBLIC LIB	NW	C	$2,184	-	-	$595	-	$2,779	$11,128	1,153	$9.65
ARNOLDS PARK PUBLIC	NW	C	$1,843	-	$628	$1,480	-	$3,951	$18,105	1,051	$17.23
ARTHUR PUBLIC LIBRAR	NW	A	$1,200	-	$145	$195	-	$1,540	$4,650	288	$16.15
ASHTON PUBLIC LIBRAR	NW	A	-	$4,000	$555	$647	-	$5,202	$12,332	441	$27.96
ATKINS PUBLIC LIBRAR	EC	B	$2,891	-	$5,546	$589	-	$9,026	$21,400	678	$31.56
ATLANTIC PUBLIC LIBR	SW	E	-	$2,094	$203	$4,024	-	$6,321	$75,166	7,789	$9.65
AUDUBON PUBLIC LIBRA	SW	D	$2,137	-	$103	$4,058	-	$6,298	$46,264	2,841	$16.28
AURELIA PUBLIC LIBRA	NW	C	$3,450	-	-	-	-	$3,450	$18,919	1,143	$16.55
AVOCA PUBLIC LIBRARY	SW	C	$5,189	-	$3,970	$1,351	-	$10,510	$50,339	1,650	$30.51
BAGLEY PUBLIC LIBRAR	SW	A	-	$1,710	$3,756	$644	-	$6,110	$12,174	370	$32.90
BANCROFT PUBLIC LIBR	NC	C	$2,082	-	$309	$42	-	$2,433	$26,083	1,082	$24.11
BATAVIA PUBLIC LIBRA	SE	B	$215	$900	$110	$40	-	$1,265	$2,925	525	$5.57
BATTLE CREEK PUBLIC	NW	B	-	-	-	-	-	-	$4,649	919	$5.06
BAYARD PUBLIC LIBRAR	SW	B	$361	$3,385	$1,538	$2,723	-	$8,007	$32,406	637	$50.87
BEAMAN PUBLIC LIBRAR	NE	A	$908	$1,011	$7,185	-	$80,347	$89,451	$105,451	219	$481.51
BEDFORD PUBLIC LIBRA	SW	C	$2,782	-	$4,790	-	-	$7,572	$23,850	1,692	$14.10
BELLE PLAINE PUBLIC	EC	D	$3,964	-	-	-	$274,852	$278,816	$307,763	2,903	$106.02
BELLEVUE PUBLIC LIBR	EC	C	$2,710	$117	-	$2,214	-	$5,041	$50,291	2,450	$20.53
BELMOND PUBLIC LIBRA	NC	D	$6,354	-	$1,196	$2,640	-	$10,190	$61,577	2,505	$24.58
BENNETT PUBLIC LIBRA	EC	A	$375	-	$1,000	-	-	$1,375	$4,987	458	$10.89
BETTENDORF PUBLIC LI	SE	G	$39,893	-	-	-	-	$39,893	$567,047	27,381	$20.71
BIRMINGHAM PUBLIC LI	SE	A	$645	$745	$116	$470	$464	$2,440	$3,636	410	$8.87
BLAIRSTOWN PUBLIC LI	EC	B	$1,504	-	$710	$7,071	-	$9,285	$21,410	695	$30.81

LIBRARY REPORT OF EXPENDITURES

(PART 1)

NAME	REG	SZ. CD.	SALARIES AND WAGES	FRINGE BENEFITS	CITY/COUNTY BENEFITS	BOOKS	PERIOD., SERIALS	MICROFORM	RECORDING	COMPUTER SOFTWARE	OTHER MATERIALS	SUBTOTAL
BLAKESBURG PUBLIC LI	SE	A	$2,058	$357	-	$50	-	-	$15	-	-	$2,480
BLOOMFIELD PUBLIC LI	SE	D	$29,604	$6,673	-	$6,845	$508	-	$162	-	-	$43,792
BODE PUBLIC LIBRARY	NC	A	$3,426	$347	-	$2,194	$228	-	$979	$395	$307	$7,876
BONAPARTE PUBLIC LIB	SE	A	-	-	-	$1,439	-	-	-	-	-	$1,439
BONDURANT PUBLIC LIB	CE	C	$8,135	$1,079	-	$4,723	$225	-	-	-	-	$14,162
BOONE PUBLIC LIBRARY	CE	F	$106,604	$28,235	-	$34,435	$3,776	-	$5,689	-	$392	$179,131
BOYDEN PUBLIC LIBRAR	NW	B	$6,169	$1,662	-	$9,767	$1,329	-	$742	-	-	$19,669
BRITT PUBLIC LIBRARY	NC	C	$6,608	$832	-	$5,959	$803	-	-	-	-	$14,202
BROOKLYN PUBLIC LIBR	EC	C	$9,642	$1,295	-	$3,844	$658	-	-	-	$105	$15,544
BUFFALO CENTER PUBLI	NC	C	$4,443	$516	-	$3,243	$347	-	$357	$25	$175	$9,106
BURLINGTON PUBLIC LI	SE	G	$298,593	-	$87,500	$71,910	$9,009	$1,157	$2,620	-	-	$470,789
BURT PUBLIC LIBRARY	NC	B	$6,006	$749	$310	$2,773	$568	-	$727	-	-	$11,133
BUSSEY PUBLIC LIBRAR	CE	B	$1,912	$264	-	$2,207	-	-	$80	-	-	$4,463
CALAMUS PUBLIC LIBRA	EC	A	$607	-	-	$153	-	-	-	-	-	$760
CALLENDER PUBLIC LIB	NC	A	$6,722	$803	-	$2,632	$539	-	$1,002	$76	-	$11,774
CALMAR PUBLIC LIBRAR	NE	C	$5,205	$625	-	$4,601	$674	-	-	$44	$1,417	$12,566
CAMANCHE PUBLIC LIBR	EC	D	$43,593	$6,467	-	$11,090	$4,902	-	$216	-	-	$66,268
CAMBRIDGE PUBLIC LIB	CE	B	$2,233	-	$196	$994	$6	-	-	-	$48	$3,477
CANTRIL PUBLIC LIBRA	SE	A	$428	-	$32	-	-	-	-	-	$530	$990
CARLISLE PUBLIC LIBR	CE	D	$26,201	$5,085	-	$6,222	$816	-	-	-	$461	$38,785
CARROLL PUBLIC LIBRA	NW	E	$67,478	$10,427	-	$50,022	-	-	-	$250	-	$128,177
CASCADE PUBLIC LIBRA	NE	C	$12,948	$1,698	-	$5,040	$670	-	-	-	-	$20,356
CASEY PUBLIC LIBRARY	SW	A	$2,410	$344	-	$3,055	$186	-	$83	-	$153	$6,231
CEDAR FALLS PUBLIC L	NE	G	$341,874	$86,536	$3,817	$61,345	$10,019	-	$3,640	$2,586	-	$509,817
CEDAR RAPIDS PUBLIC	EC	H	$1,417,112	$306,616	-	$264,047	$80,464	-	$25,261	-	-	$2,093,500
CENTER POINT PUBLIC	EC	C	$7,283	$882	-	$9,869	$535	-	$1,300	-	$20	$19,889
CENTERVILLE PUBLIC L	SE	E	$52,988	$4,988	$21	$10,000	$2,500	-	-	-	-	$70,497
CENTRAL CITY PUBLIC	EC	C	$4,368	$734	-	$2,378	$658	-	-	$100	-	$8,288
CHARITON PUBLIC LIBR	SW	D	$54,479	$256	$9,638	$8,465	$2,676	-	$2,796	-	$1,266	$79,576
CHARLES CITY PUBLIC	NC	E	$66,188	$22,392	-	$41,767	$3,716	-	$1,890	$175	$450	$136,578
CHARTER OAK PUBLIC L	NW	B	$1,818	$66	-	$741	-	-	$11	-	-	$2,636
CHELSEA PUBLIC LIBRA	EC	A	$5,760	$652	-	$2,963	$239	-	$83	$154	-	$9,851
CHEROKEE PUBLIC LIBR	NW	E	$47,259	-	$14,134	$14,793	$855	-	$1,266	-	$199	$78,506
CHURDAN PUBLIC LIBRA	CE	B	$10,487	$2,484	-	$4,348	$701	-	$602	-	-	$18,622
CLARE PUBLIC LIBRARY	NC	A	$4,706	-	-	$2,835	$346	-	$3,218	-	$1,064	$12,169
CLARENCE PUBLIC LIBR	EC	C	$5,174	-	$597	$1,630	$138	-	-	-	$200	$7,739
CLARINDA PUBLIC LIBR	SW	E	$50,382	$7,596	-	$12,500	$2,950	$15	$426	$228	$453	$74,550
CLARION PUBLIC LIBRA	NC	D	$26,500	-	$5,631	$10,570	$1,195	-	$618	$82	-	$44,596
CLARKSVILLE PUBLIC L	NE	C	$10,838	-	$1,250	$2,351	$511	-	-	-	-	$14,950
CLEAR LAKE PUBLIC LI	NC	E	$85,255	$17,709	-	$27,200	$4,224	$120	$2,000	-	-	$136,508
CLEARFIELD PUBLIC LI	SW	A	$1,306	$302	-	$100	-	-	-	-	-	$1,708
CLEGHORN PUBLIC LIBR	NW	A	$12,691	-	$1,380	$2,800	$900	-	$450	$500	-	$18,721
CLERMONT PUBLIC LIBR	NE	B	$3,873	$394	-	$2,369	$231	-	$57	-	-	$6,924
CLINTON PUBLIC LIBRA	EC	G	$299,197	$738	$53,314	$80,653	$15,665	-	$2,385	$990	-	$452,942
COGGON PUBLIC LIBRAR	EC	B	$4,790	-	$635	$2,841	$91	-	$140	-	-	$8,497
COLESBURG PUBLIC LIB	NE	A	-	-	-	-	-	-	-	-	-	-
COLFAX PUBLIC LIBRAR	CE	C	$5,805	$735	-	$4,089	$850	-	-	-	-	$11,479
COLLINS PUBLIC LIBRA	CE	A	$3,050	-	$171	$1,001	$338	-	$1,109	-	$350	$6,019

LIBRARY REPORT OF EXPENDITURES

(PART 2)

NAME	REG	SZ. CD.	PLANT OPERATIONS	CITY/COUNTY PLANT OPER.	EQUIPMENT	OTHER OPER. EXPENDITURE	CAPITAL OUTLAY	SUBTOTAL	TOTAL	POPULATION OF LIBRARY	PER CAPITA EXPENDITURE
BLAKESBURG PUBLIC LI	SE	A	$180	-	$800	$400	-	$1,380	$3,860	404	$9.55
BLOOMFIELD PUBLIC LI	SE	D	$3,079	-	$961	$5,840	-	$9,880	$53,672	2,849	$18.84
BODE PUBLIC LIBRARY	NC	A	$2,332	-	$580	$307	-	$3,219	$11,095	406	$27.33
BONAPARTE PUBLIC LIB	SE	A	$901	-	-	$93	-	$994	$2,433	489	$4.98
BONDURANT PUBLIC LIB	CE	C	$2,954	-	$200	$520	-	$3,674	$17,836	1,283	$13.90
BOONE PUBLIC LIBRARY	CE	F	$17,215	-	-	$32,601	-	$49,816	$228,947	12,602	$18.17
BOYDEN PUBLIC LIBRAR	NW	B	$1,421	$1,200	-	$5,849	-	$8,470	$28,139	708	$39.74
BRITT PUBLIC LIBRARY	NC	C	$2,920	-	$2,322	$1,840	-	$7,082	$21,284	2,185	$9.74
BROOKLYN PUBLIC LIBR	EC	C	$2,003	$534	$170	$564	-	$3,271	$18,815	1,509	$12.47
BUFFALO CENTER PUBLI	NC	C	$385	$4,000	$1,434	$575	-	$6,394	$15,500	1,233	$12.57
BURLINGTON PUBLIC LI	SE	G	$29,654	-	$11,758	$29,532	$124,448	$195,392	$666,181	29,529	$22.56
BURT PUBLIC LIBRARY	NC	B	$253	$1,812	$386	$2,007	-	$4,458	$15,591	689	$22.63
BUSSEY PUBLIC LIBRAR	CE	B	-	$500	$41	$115	$600	$1,256	$5,719	579	$9.88
CALAMUS PUBLIC LIBRA	EC	A	-	-	-	-	-	-	$760	452	$1.68
CALLENDER PUBLIC LIB	NC	A	$1,430	-	$2,312	$5,166	-	$8,908	$20,682	446	$46.37
CALMAR PUBLIC LIBRAR	NE	C	-	$1,610	$250	$310	$20,493	$22,663	$35,229	1,053	$33.46
CAMANCHE PUBLIC LIBR	EC	D	$13,655	-	-	-	-	$13,655	$79,923	4,725	$16.91
CAMBRIDGE PUBLIC LIB	CE	B	$195	$964	-	$128	-	$1,287	$4,764	732	$6.51
CANTRIL PUBLIC LIBRA	SE	A	-	-	$169	$60	$600	$829	$1,819	299	$6.08
CARLISLE PUBLIC LIBR	CE	D	$3,221	-	$336	$2,707	$2,700	$8,964	$47,749	3,073	$15.54
CARROLL PUBLIC LIBRA	NW	E	$502	$15,000	$1,500	$14,354	-	$31,356	$159,533	9,705	$16.44
CASCADE PUBLIC LIBRA	NE	C	$2,536	-	-	$994	-	$3,530	$23,886	1,912	$12.49
CASEY PUBLIC LIBRARY	SW	A	$1,265	$1,200	$336	$929	$263	$3,993	$10,224	473	$21.62
CEDAR FALLS PUBLIC L	NE	G	$37,600	$12,402	$1,721	$31,983	-	$83,706	$593,523	36,322	$16.34
CEDAR RAPIDS PUBLIC	EC	H	$237,852	-	$244,356	$225,393	-	$707,601	$2,801,101	110,243	$25.41
CENTER POINT PUBLIC	EC	C	$1,200	-	$119	$1,923	$1,982	$5,224	$25,113	1,591	$15.78
CENTERVILLE PUBLIC L	SE	E	$5,225	-	$1,345	$4,584	$16,000	$27,154	$97,651	6,558	$14.89
CENTRAL CITY PUBLIC	EC	C	$2,188	-	$2,348	$1,139	$1,234	$6,909	$15,197	1,067	$14.24
CHARITON PUBLIC LIBR	SW	D	$6,513	-	$780	$6,837	-	$14,130	$93,706	4,987	$18.79
CHARLES CITY PUBLIC	NC	E	$11,537	-	$2,943	$7,950	$3,495	$25,925	$162,503	8,778	$18.51
CHARTER OAK PUBLIC L	NW	B	$1,164	-	-	$101	-	$1,265	$3,901	615	$6.34
CHELSEA PUBLIC LIBRA	EC	A	-	$3,000	$240	-	$3,161	$6,401	$16,252	376	$43.22
CHEROKEE PUBLIC LIBR	NW	E	$7,557	-	$1,455	$6,262	$2,538	$17,812	$96,318	7,004	$13.75
CHURDAN PUBLIC LIBRA	CE	B	$1,958	$700	$180	$400	$12,175	$15,413	$34,035	540	$63.03
CLARE PUBLIC LIBRARY	NC	A	$87	$2,500	$752	-	-	$3,339	$15,508	229	$67.72
CLARENCE PUBLIC LIBR	EC	C	-	$1,132	-	$479	$677	$2,288	$10,027	1,001	$10.02
CLARINDA PUBLIC LIBR	SW	E	$5,800	$1,342	$5,300	$2,375	$1,346	$16,163	$90,713	5,458	$16.62
CLARION PUBLIC LIBRA	NC	D	$4,160	-	$641	$3,700	-	$8,501	$53,097	3,060	$17.35
CLARKSVILLE PUBLIC L	NE	C	$940	$1,849	$1,849	$499	-	$5,137	$20,087	1,424	$14.11
CLEAR LAKE PUBLIC LI	NC	E	$9,464	-	-	$31,340	-	$40,804	$177,312	7,458	$23.77
CLEARFIELD PUBLIC LI	SW	A	$193	-	$688	$146	-	$1,027	$2,735	433	$6.32
CLEGHORN PUBLIC LIBR	NW	A	-	$2,304	$250	$1,500	-	$4,054	$22,775	275	$82.82
CLERMONT PUBLIC LIBR	NE	B	-	$1,042	$66	$750	-	$1,858	$8,782	602	$14.59
CLINTON PUBLIC LIBRA	EC	G	$33,949	$100	$2,085	$32,172	$8,950	$77,256	$530,198	32,828	$16.15
COGGON PUBLIC LIBRAR	EC	B	-	$1,176	-	$543	-	$1,719	$10,216	639	$15.99
COLESBURG PUBLIC LIB	NE	A	$858	-	$470	$1,408	-	$2,736	$2,736	463	$5.91
COLFAX PUBLIC LIBRAR	CE	C	$2,773	-	-	$2,109	$139	$5,021	$16,500	2,211	$7.46
COLLINS PUBLIC LIBRA	CE	A	$975	-	$843	-	-	$1,818	$7,837	451	$17.38

LIBRARY REPORT OF EXPENDITURES

(PART I)

NAME	REG	SZ. CD.	SALARIES AND WAGES	FRINGE BENEFITS	CITY/COUNTY BENEFITS	BOOKS	PERIOD., SERIALS	MICROFORM	RECORDING	COMPUTER SOFTWARE	OTHER MATERIALS	SUBTOTAL
COLO PUBLIC LIBRARY	CE	B	$10,600	$1,251	-	$2,710	$274	-	$2,084	$589	$130	$17,638
COLUMBUS JUNCTION PU	SE	C	$10,621	$1,490	-	$3,564	$645	-	$275	$215	$1,780	$18,590
CONRAD PUBLIC LIBRAR	NE	C	$24,452	$3,025	-	$10,335	$947	$100	$1,582	$228	$50	$40,719
COON RAPIDS PUBLIC L	NW	C	$13,595	$1,583	-	$6,281	$1,325	-	$384	-	$866	$24,034
CORALVILLE PUBLIC LI	EC	E	$108,938	$22,797	-	$28,557	$2,776	-	$7,167	-	$522	$170,757
CORNING PUBLIC LIBRA	SW	C	$24,595	-	$4,940	$10,255	$998	$203	$705	$1,099	-	$42,795
CORRECTIONVILLE PUBL	NW	B	$2,408	-	$304	$2,866	$177	-	-	-	-	$5,755
CORWITH PUBLIC LIBRA	NC	A	$5,653	$721	-	$3,264	$151	-	-	-	-	$9,789
CORYDON PUBLIC LIBRA	SW	C	$7,852	$773	-	$4,125	$644	-	-	-	-	$13,394
COULTER PUBLIC LIBRA	NC	A	$6,083	$2,505	$464	$3,422	$584	-	$2,188	$41	-	$15,287
COUNCIL BLUFFS PUBLI	SW	H	$362,524	$45,541	$67,315	$72,944	$25,340	-	$4,589	-	$774	$579,027
CRESCO PUBLIC LIBRAR	NE	D	$44,795	$1,314	$5,785	$12,287	$5,058	-	$2,831	$1,770	-	$73,840
CRESTON PUBLIC LIBRA	SW	E	$37,112	-	$10,315	$15,847	$3,570	$210	$1,175	$293	-	$68,522
CUMBERLAND PUBLIC LI	SW	A	$2,070	$250	-	$1,091	$165	-	$100	-	$226	$3,902
DALLAS CENTER PUBLIC	CE	C	$18,825	$6,044	-	$8,331	$1,577	-	-	$1,230	-	$36,007
DAVENPORT PUBLIC LIB	SE	H	$896,133	$305,032	-	$120,452	$17,940	$5,150	$1,500	-	-	$1,346,207
DAYTON PUBLIC LIBRAR	NC	B	$8,235	$931	-	$4,159	$1,302	-	$43	-	$320	$14,990
DE SOTO PUBLIC LIBRA	CE	C	$6,060	$1,099	-	$4,620	$371	-	$257	-	-	$12,407
DE WITT PUBLIC LIBRA	EC	D	$31,890	$3,818	-	$24,776	$1,411	$198	$1,115	$237	$235	$63,680
DECORAH PUBLIC LIBRA	NE	E	$49,547	$7,839	-	$37,492	$3,694	-	$3,088	-	-	$101,660
DELHI PUBLIC LIBRARY	NE	B	$3,100	-	-	$2,500	$175	-	$175	-	-	$5,950
DENISON PUBLIC LIBRA	NW	E	$55,181	$7,650	$12,080	$21,475	$4,227	-	$1,246	$6	$6,258	$108,123
DENVER PUBLIC LIBRAR	NE	C	$17,059	$13,855	-	$6,993	$1,238	-	$582	-	$395	$40,122
DES MOINES PUBLIC LI	CE	H	$2,004,415	$278,894	$1,839	$222,513	$34,957	-	$18,515	-	$1,500	$2,562,633
DEXTER PUBLIC LIBRAR	CE	B	$4,255	$548	-	$3,525	-	-	$9	-	-	$8,337
DIKE PUBLIC LIBRARY	NE	B	$6,998	-	$914	$5,382	-	-	-	-	-	$13,294
DONNELLSON PUBLIC LI	SE	B	$13,194	$1,680	-	$3,004	$497	-	$200	-	-	$18,575
DOW CITY PUBLIC LIBR	NW	B	$979	-	-	$1,106	-	-	-	-	-	$2,085
DOWS PUBLIC LIBRARY	NC	B	$7,125	$1,311	-	$3,560	$450	-	$1,401	$47	$1,117	$15,011
DUBUQUE COUNTY LIBRA	NE	I	$89,829	$33,696	-	$14,500	$2,700	-	$65	$150	-	$140,940
DUBUQUE PUBLIC LIBRA	NE	H	$460,962	$107,241	-	$79,094	$50,583	-	$9,767	-	$1,652	$709,299
DUMONT PUBLIC LIBRAR	NE	B	$5,281	$563	-	$4,264	-	-	-	-	-	$10,108
DUNCOMBE PUBLIC LIBR	NC	B	$4,224	$1,734	-	$2,323	$369	-	$3,405	-	-	$12,055
DUNKERTON PUBLIC LIB	NE	B	$5,112	-	-	$4,378	$40	-	$909	-	-	$10,439
DUNLAP PUBLIC LIBRAR	SW	C	$8,900	$1,477	-	$3,199	$396	-	-	-	-	$13,972
DYERSVILLE PUBLIC LI	NE	D	$32,020	$5,874	-	$19,735	$2,430	-	$480	$400	-	$60,939
DYSART PUBLIC LIBRAR	EC	C	$7,356	$1,021	-	$6,279	$1,823	-	$84	-	-	$16,563
EAGLE GROVE PUBLIC L	NC	D	$42,884	$8,803	-	$13,426	$2,103	-	$1,724	$2,604	$966	$72,510
EARLHAM PUBLIC LIBRA	CE	C	$14,758	$1,126	-	$11,843	$1,330	$425	$862	-	$2,214	$32,558
EARLVILLE PUBLIC LIB	NE	B	$4,840	$675	-	$3,420	$432	-	-	-	-	$9,367
EARLY PUBLIC LIBRARY	NW	B	$5,500	-	$775	$3,829	$780	-	$32	-	-	$10,916
EDDYVILLE PUBLIC LIB	SE	C	$3,854	$1,555	-	$2,481	$477	-	$20	-	-	$8,387
EDGEWOOD PUBLIC LIBR	NE	B	$6,438	$784	-	$2,410	$1,317	-	$102	$380	$128	$11,559
ELDON PUBLIC LIBRARY	SE	C	$7,323	-	$907	$2,072	$359	-	$250	-	-	$10,911
ELDORA PUBLIC LIBRAR	NC	D	$31,667	$7,152	-	$18,191	$2,343	-	$1,173	$165	$1,728	$62,419
ELGIN PUBLIC LIBRARY	NE	B	$5,098	$800	-	$2,554	$371	-	$106	-	$1,921	$10,850
ELK HORN PUBLIC LIBR	SW	B	$3,745	$500	-	-	$25	-	$100	-	-	$4,370
ELKADER PUBLIC LIBRA	NE	C	$8,579	-	$1,401	$4,522	$775	-	$416	$84	$690	$16,467

LIBRARY REPORT OF EXPENDITURES

(PART 2)

NAME	REG	SZ. CD.	PLANT OPERATIONS	CITY/COUNTY PLANT OPER.	EQUIPMENT	OTHER OPER. EXPENDITURE	CAPITAL OUTLAY	SUBTOTAL	TOTAL	POPULATION OF LIBRARY	PER CAPITA EXPENDITURE
COLO PUBLIC LIBRARY	CE	B	$62	$2,800	$2,692	-	-	$5,554	$23,192	808	$28.70
COLUMBUS JUNCTION PU	SE	C	$2,366	-	$1,316	-	$1,444	$5,126	$23,716	1,429	$16.60
CONRAD PUBLIC LIBRAR	NE	C	$1,418	$3,300	$6,875	$4,780	$7,514	$23,887	$64,606	1,133	$57.02
COON RAPIDS PUBLIC L	NW	C	$525	$5,500	-	$673	-	$6,698	$30,732	1,448	$21.22
CORALVILLE PUBLIC LI	EC	E	$26,022	-	$668	$8,127	$86,168	$120,985	$291,742	7,687	$37.95
CORNING PUBLIC LIBRA	SW	C	$3,344	-	$4,070	$5,959	-	$13,373	$56,168	1,939	$28.97
CORRECTIONVILLE PUBL	NW	B	-	$300	-	-	-	$300	$6,055	935	$6.48
CORWITH PUBLIC LIBRA	NC	A	$942	-	$194	$796	$400	$2,332	$12,121	480	$25.25
CORYDON PUBLIC LIBRA	SW	C	$2,296	-	$1,295	$2,126	-	$5,717	$19,111	1,818	$10.51
COULTER PUBLIC LIBRA	NC	A	-	$1,560	$1,206	$1,018	-	$3,784	$19,071	264	$72.24
COUNCIL BLUFFS PUBLI	SW	H	$37,190	-	$1,265	$55,112	-	$93,567	$672,594	56,449	$11.92
CRESCO PUBLIC LIBRAR	NE	D	$3,707	-	$2,669	$6,068	-	$12,444	$86,284	3,860	$22.35
CRESTON PUBLIC LIBRA	SW	E	$4,049	-	$1,159	$9,740	-	$14,948	$83,470	8,429	$9.90
CUMBERLAND PUBLIC LI	SW	A	-	$650	-	$98	-	$748	$4,650	351	$13.25
DALLAS CENTER PUBLIC	CE	C	$4,563	-	$5,308	$3,549	$15,984	$29,404	$65,411	1,360	$48.10
DAVENPORT PUBLIC LIB	SE	H	$124,410	-	-	$137,606	-	$262,016	$1,608,223	103,264	$15.57
DAYTON PUBLIC LIBRAR	NC	B	-	$1,950	$318	-	-	$2,268	$17,258	941	$18.34
DE SOTO PUBLIC LIBRA	CE	C	$4	$795	$59	$661	-	$1,519	$13,926	1,035	$13.46
DE WITT PUBLIC LIBRA	EC	D	$13,314	-	$2,685	$5,020	$15,455	$36,474	$100,154	4,512	$22.20
DECORAH PUBLIC LIBRA	NE	E	$12,700	-	$15,713	$10,314	$20,000	$58,727	$160,387	7,991	$20.07
DELHI PUBLIC LIBRARY	NE	B	$280	-	$350	$370	-	$1,000	$6,950	511	$13.60
DENISON PUBLIC LIBRA	NW	E	$4,150	$6,331	$2,065	$16,433	-	$28,979	$137,102	6,675	$20.54
DENVER PUBLIC LIBRAR	NE	C	$3,168	$1,200	$425	$3,001	$160	$7,954	$48,076	1,647	$29.19
DES MOINES PUBLIC LI	CE	H	$195,285	-	$15,000	$842,481	$30,605	$1,083,371	$3,646,004	191,003	$19.09
DEXTER PUBLIC LIBRAR	CE	B	$1,204	-	-	$435	-	$1,639	$9,976	678	$14.71
DIKE PUBLIC LIBRARY	NE	B	$1,107	-	$308	$845	$1,000	$3,260	$16,554	987	$16.77
DONNELLSON PUBLIC LI	SE	B	$2,174	-	$1,774	$1,289	-	$5,237	$23,812	972	$24.50
DOW CITY PUBLIC LIBR	NW	B	$356	-	$1,767	$315	-	$2,438	$4,523	616	$7.34
DOWS PUBLIC LIBRARY	NC	B	$2,457	-	$2,421	$1,680	-	$6,558	$21,569	771	$27.98
DUBUQUE COUNTY LIBRA	NE	I	$12,643	-	$2,501	$59,186	-	$74,330	$215,270	20,199	$10.66
DUBUQUE PUBLIC LIBRA	NE	H	$32,958	-	$13,401	$98,717	$433,864	$578,940	$1,288,239	62,321	$20.67
DUMONT PUBLIC LIBRAR	NE	B	$1,301	-	$1,479	-	-	$2,780	$12,888	815	$15.81
DUNCOMBE PUBLIC LIBR	NC	B	$756	-	$394	$925	-	$2,075	$14,130	504	$28.04
DUNKERTON PUBLIC LIB	NE	B	-	$670	$700	$3,308	-	$4,678	$15,117	718	$21.05
DUNLAP PUBLIC LIBRAR	SW	C	$3,482	-	$870	-	$141	$4,493	$18,465	1,374	$13.44
DYERSVILLE PUBLIC LI	NE	D	$3,987	-	$3,895	$4,751	-	$12,633	$73,572	3,825	$19.23
DYSART PUBLIC LIBRAR	EC	C	$889	-	-	$2,445	-	$3,334	$19,897	1,355	$14.68
EAGLE GROVE PUBLIC L	NC	D	$6,332	$238	-	$2,490	-	$9,060	$81,570	4,324	$18.86
EARLHAM PUBLIC LIBRA	CE	C	$3,303	-	$5,629	$3,427	-	$12,359	$44,917	1,140	$39.40
EARLVILLE PUBLIC LIB	NE	B	$370	$1,800	-	$1,865	-	$4,035	$13,402	844	$15.88
EARLY PUBLIC LIBRARY	NW	B	$121	$775	-	$745	$2,383	$4,024	$14,940	670	$22.30
EDDYVILLE PUBLIC LIB	SE	C	$338	$1,500	$179	$216	-	$2,233	$10,620	1,116	$9.52
EDGEWOOD PUBLIC LIBR	NE	B	$1,129	-	$357	$907	-	$2,393	$13,952	900	$15.50
ELDON PUBLIC LIBRARY	SE	C	-	$2,744	$190	$1,049	-	$3,983	$14,894	1,255	$11.87
ELDORA PUBLIC LIBRAR	NC	D	$4,832	-	$5,374	$4,548	$6,297	$21,051	$83,470	3,063	$27.25
ELGIN PUBLIC LIBRARY	NE	B	-	$2,764	-	-	$5,000	$7,764	$18,614	702	$26.52
ELK HORN PUBLIC LIBR	SW	B	-	$135	-	-	-	$135	$4,505	746	$6.04
ELKADER PUBLIC LIBRA	NE	C	$420	$2,782	$313	$3,608	-	$7,123	$23,590	1,688	$13.98

LIBRARY REPORT OF EXPENDITURES

(PART 1)

NAME	REG	SZ. CD.	SALARIES AND WAGES	FRINGE BENEFITS	CITY/COUNTY BENEFITS	BOOKS	PERIOD., SERIALS	MICROFORM	RECORDING	COMPUTER SOFTWARE	OTHER MATERIALS	SUBTOTAL
ELLIOTT PUBLIC LIBRA	SW	A	$6,111	$470	$663	$3,358	$318	-	$18	-	$1,149	$12,087
ELLSWORTH PUBLIC LIB	NC	A	$7,391	$1,608	-	$2,651	$482	-	$746	$10	$567	$13,455
ELMA PUBLIC LIBRARY	NE	B	$3,647	$409	-	$2,107	$571	-	$144	-	-	$6,878
ELY PUBLIC LIBRARY	EC	A	$1,767	$378	$378	$2,249	$203	-	-	$236	$779	$5,990
EMERSON PUBLIC LIBRA	SW	B	$2,114	$273	-	$637	$28	-	$25	-	-	$3,077
EMMETSBURG PUBLIC LI	NW	D	$38,765	$8,100	-	$16,000	$2,562	-	$600	-	$2,000	$68,027
ESSEX PUBLIC LIBRARY	SW	C	$6,250	$850	-	$2,700	$400	-	$207	-	-	$10,407
ESTHERVILLE PUBLIC L	NW	E	$79,120	$27,190	-	$22,107	$2,936	$67	$1,112	$327	$3,350	$136,209
EVANSDALE PUBLIC LIB	NE	D	$5,450	$435	-	$2,700	$300	-	$50	-	-	$8,935
EXIRA PUBLIC LIBRARY	SW	B	$10,537	-	$3,300	$7,122	$669	-	$636	-	$355	$22,619
FAIRBANK PUBLIC LIBR	NE	B	$10,680	$1,660	-	$3,175	$400	-	-	$350	-	$16,265
FAIRFAX PUBLIC LIBRA	EC	B	$7,381	$970	-	$4,155	$125	-	$180	$185	-	$12,996
FAIRFIELD PUBLIC LIB	SE	E	$120,583	$22,695	-	$34,576	$3,690	-	$6,350	-	-	$187,894
FARMERSBURG PUBLIC L	NE	A	$1,877	-	-	$1,090	-	-	-	-	-	$2,967
FARMINGTON PUBLIC LI	SE	B	$5,940	-	$959	$2,202	$181	-	$142	-	$1,074	$10,498
FAYETTE PUBLIC LIBRA	NE	C	$10,940	-	$1,385	$2,670	$360	-	$400	$500	$400	$16,655
FENTON PUBLIC LIBRAR	NC	A	$4,142	-	$467	$2,421	$447	-	$290	$203	-	$7,970
FERTILE PUBLIC LIBRA	NC	A	$4,422	-	$457	$2,685	$458	-	-	$75	-	$8,097
FONDA PUBLIC LIBRARY	NW	B	$6,825	-	-	$4,900	$310	-	$300	-	$689	$13,024
FONTANELLE PUBLIC LI	SW	B	$4,080	$300	-	$1,490	$400	-	$50	-	-	$6,320
FOREST CITY PUBLIC L	NC	D	$25,403	$5,740	-	$10,493	$1,764	-	$175	$62	-	$43,637
FORT ATKINSON PUBLIC	NE	A	$3,788	$495	-	$1,183	$455	-	$281	-	$845	$7,047
FORT DODGE PUBLIC LI	NC	G	$182,713	$36,138	-	$43,320	$8,061	-	$3,760	-	-	$273,992
FORT MADISON PUBLIC	SE	F	$133,792	-	$29,055	$25,946	$5,285	$3	$130	-	$7,841	$202,052
FREDERICKSBURG PUBLI	NE	C	$6,715	$791	-	$5,029	-	-	-	-	$409	$12,944
GALVA PUBLIC LIBRARY	NW	A	$2,675	$275	$275	$1,400	$175	-	-	-	-	$4,800
GARDEN GROVE PUBLIC	SW	A	$860	$94	-	$384	-	-	-	-	-	$1,338
GARNAVILLO PUBLIC LI	NE	B	$10,810	$1,120	-	$4,398	-	-	$63	-	-	$16,391
GARNER PUBLIC LIBRAR	NC	D	$32,699	$5,876	-	$14,437	$2,124	-	$7,317	$36	$608	$63,097
GARRISON PUBLIC LIBR	EC	A	$4,424	-	-	$1,893	$211	-	$406	-	-	$6,934
GARWIN PUBLIC LIBRAR	EC	B	$3,925	$669	-	$2,909	$446	-	$1,478	-	-	$9,427
GEORGE PUBLIC LIBRAR	NW	C	$4,901	$1,124	-	$3,674	$444	-	$65	-	$680	$10,888
GILMAN PUBLIC LIBRAR	CE	B	$2,794	$211	-	$898	-	-	-	-	-	$3,903
GILMORE CITY PUBLIC	NW	B	$6,694	-	-	$5,258	$736	-	$2,483	-	-	$15,171
GLADBROOK PUBLIC LIB	EC	B	$5,660	-	$725	$3,545	$350	-	$700	-	-	$10,980
GLENWOOD PUBLIC LIBR	SW	E	$90,373	$34,438	-	$17,855	$2,078	-	$3,522	$281	$158	$148,705
GOWRIE PUBLIC LIBRAR	NC	C	$9,202	$1,050	-	$2,756	$576	-	$755	-	-	$14,339
GRAETTINGER PUBLIC L	NW	B	$9,000	$1,000	-	$5,000	$600	-	-	-	-	$15,600
GRAFTON PUBLIC LIBRA	NC	A	$5,200	-	$403	$2,486	$885	-	$1,437	$181	$2,615	$13,207
GRAND JUNCTION PUBLI	CE	B	$5,448	-	-	$2,402	$450	-	$215	-	$91	$8,606
GRANGER PUBLIC LIBRA	CE	B	$1,795	-	-	$701	$16	-	-	-	-	$2,512
GREENE PUBLIC LIBRAR	NE	C	$21,740	$2,535	-	$6,058	$2,146	-	$1,150	$445	$2,196	$36,270
GREENFIELD PUBLIC LI	SW	C	$23,678	$4,436	$1,440	$11,686	$1,765	-	$219	-	$114	$43,338
GRIMES PUBLIC LIBRAR	CE	C	$8,831	-	-	$4,896	-	-	$24	-	$16	$13,767
GRINNELL PUBLIC LIBR	EC	E	$115,566	$19,649	-	$35,069	$4,239	$198	$2,340	$18	$343	$177,422
GRISWOLD PUBLIC LIBR	SW	C	$9,743	-	-	$2,200	$100	-	$100	-	$1,000	$13,143
GRUNDY CENTER PUBLIC	NE	D	$29,141	$7,017	-	$13,458	$2,026	-	-	-	-	$51,642
GUTHRIE CENTER PUBLI	SW	C	$17,520	$1,973	-	$9,701	$1,788	$33	$124	-	$705	$31,844

LIBRARY REPORT OF EXPENDITURES

(PART 2)

NAME	REG	SZ. CD.	PLANT OPERATIONS	CITY/COUNTY PLANT OPER.	EQUIPMENT	OTHER OPER. EXPENDITURE	CAPITAL OUTLAY	SUBTOTAL	TOTAL	POPULATION OF LIBRARY	PER CAPITA EXPENDITURE
ELLIOTT PUBLIC LIBRA	SW	A	-	$1,338	$7,572	-	-	$8,910	$20,997	493	$42.59
ELLSWORTH PUBLIC LIB	NC	A	$1,147	$7,000	-	$1,508	$683	$10,338	$23,793	480	$49.57
ELMA PUBLIC LIBRARY	NE	B	$835	$798	$1,000	$859	-	$3,492	$10,370	714	$14.52
ELY PUBLIC LIBRARY	EC	A	$180	$3,000	$250	$113	-	$3,543	$9,533	425	$22.43
EMERSON PUBLIC LIBRA	SW	B	$43	$850	$275	$758	-	$1,926	$5,003	502	$9.97
EMMETSBURG PUBLIC LI	NW	D	$3,000	-	$1,651	$1,651	-	$6,302	$74,329	4,621	$16.09
ESSEX PUBLIC LIBRARY	SW	C	$170	$4,700	-	$280	-	$5,150	$15,557	1,001	$15.54
ESTHERVILLE PUBLIC L	NW	E	$7,449	-	$444	$3,065	$2,100	$13,058	$149,267	7,518	$19.85
EVANSDALE PUBLIC LIB	NE	D	$2,218	-	-	-	-	$2,218	$11,153	4,798	$2.32
EXIRA PUBLIC LIBRARY	SW	B	$2,747	-	-	$3,114	-	$5,861	$28,480	978	$29.12
FAIRBANK PUBLIC LIBR	NE	B	$1,650	-	$200	$3,385	-	$5,235	$21,500	980	$21.94
FAIRFAX PUBLIC LIBRA	EC	B	$1,318	-	-	-	-	$1,318	$14,314	683	$20.96
FAIRFIELD PUBLIC LIB	SE	E	$15,867	-	$2,616	$24,463	$63,500	$106,446	$294,340	9,428	$31.22
FARMERSBURG PUBLIC L	NE	A	$557	-	-	$179	$4	$740	$3,707	276	$13.43
FARMINGTON PUBLIC LI	SE	B	$406	$3,824	$314	$467	$2,049	$7,060	$17,558	869	$20.20
FAYETTE PUBLIC LIBRA	NE	C	-	$2,100	$2,019	$1,880	-	$5,999	$22,654	1,515	$14.95
FENTON PUBLIC LIBRAR	NC	A	$2,140	-	$194	$1,899	$300	$4,533	$12,503	394	$31.73
FERTILE PUBLIC LIBRA	NC	A	$1,499	-	$538	$722	-	$2,759	$10,856	372	$29.18
FONDA PUBLIC LIBRARY	NW	B	-	-	-	-	-	-	$13,024	863	$15.09
FONTANELLE PUBLIC LI	SW	B	$1,450	-	$285	$480	$210	$2,425	$8,745	805	$10.86
FOREST CITY PUBLIC L	NC	D	$4,243	-	-	$1,622	-	$5,865	$49,502	4,270	$11.59
FORT ATKINSON PUBLIC	NE	A	-	$500	$840	-	-	$1,340	$8,387	374	$22.43
FORT DODGE PUBLIC LI	NC	G	$20,766	-	-	$22,450	$2,093	$45,309	$319,301	29,423	$10.85
FORT MADISON PUBLIC	SE	F	$19,349	-	-	$13,378	-	$32,727	$234,779	13,520	$17.37
FREDERICKSBURG PUBLI	NE	C	$1,659	-	$333	$703	-	$2,695	$15,639	1,075	$14.55
GALVA PUBLIC LIBRARY	NW	A	$1,230	-	$125	$340	-	$1,695	$6,495	420	$15.46
GARDEN GROVE PUBLIC	SW	A	$495	$355	-	$291	-	$1,141	$2,479	297	$8.35
GARNAVILLO PUBLIC LI	NE	B	$1,864	-	$350	-	-	$2,214	$18,605	723	$25.73
GARNER PUBLIC LIBRAR	NC	D	$5,565	$1,000	$3,684	$7,361	$17,205	$34,815	$97,912	2,908	$33.67
GARRISON PUBLIC LIBR	EC	A	$163	$1,277	$50	$652	$999	$3,141	$10,075	411	$24.51
GARWIN PUBLIC LIBRAR	EC	B	$1,020	-	$1,284	$1,733	-	$4,037	$13,464	626	$21.51
GEORGE PUBLIC LIBRAR	NW	C	-	$1,316	-	-	-	$1,316	$12,204	1,241	$9.83
GILMAN PUBLIC LIBRAR	CE	B	$1,153	-	$788	$1,841	$997	$4,779	$8,682	642	$13.52
GILMORE CITY PUBLIC	NW	B	$1,308	-	$2,809	$1,071	$10,000	$15,188	$30,359	626	$48.50
GLADBROOK PUBLIC LIB	EC	B	$320	$1,500	$269	$1,250	-	$3,339	$14,319	970	$14.76
GLENWOOD PUBLIC LIBR	SW	E	$9,217	-	$619	$15,157	$2,242	$27,235	$175,940	5,280	$33.32
GOWRIE PUBLIC LIBRAR	NC	C	$690	$600	$1,331	-	-	$2,621	$16,960	1,089	$15.57
GRAETTINGER PUBLIC L	NW	B	$300	$450	$100	$3,700	-	$4,550	$20,150	923	$21.83
GRAFTON PUBLIC LIBRA	NC	A	-	$3,100	$199	-	$1,406	$4,705	$17,912	255	$70.24
GRAND JUNCTION PUBLI	CE	B	-	$1,113	-	$5,159	-	$6,272	$14,878	970	$15.34
GRANGER PUBLIC LIBRA	CE	B	-	$340	-	-	-	$340	$2,852	619	$4.61
GREENE PUBLIC LIBRAR	NE	C	$2,942	-	$5,805	$7,970	-	$16,717	$52,987	1,332	$39.78
GREENFIELD PUBLIC LI	SW	C	$5,680	-	$308	-	-	$5,988	$49,326	2,243	$21.99
GRIMES PUBLIC LIBRAR	CE	C	$1,703	-	$1,694	-	$214	$3,611	$17,378	1,973	$8.81
GRINNELL PUBLIC LIBR	EC	E	$15,611	-	$749	$18,061	$9,343	$43,764	$221,186	8,868	$24.94
GRISWOLD PUBLIC LIBR	SW	C	$2,000	-	$600	$640	-	$3,240	$16,383	1,176	$13.93
GRUNDY CENTER PUBLIC	NE	D	$1,356	$2,835	$1,080	$344	$1,516	$7,131	$58,773	2,880	$20.41
GUTHRIE CENTER PUBLI	SW	C	$272	$7,300	$1,100	$2,192	-	$10,864	$42,708	1,713	$24.93

LIBRARY REPORT OF EXPENDITURES

(PART 1)

NAME	REG	SZ. CD.	SALARIES AND WAGES	FRINGE BENEFITS	CITY/COUNTY BENEFITS	BOOKS	PERIOD., SERIALS	MICROFORM	RECORDING	COMPUTER SOFTWARE	OTHER MATERIALS	SUBTOTAL
GUTTENBERG PUBLIC LI	NE	C	$10,514	$300	-	$10,465	$986	-	$75	-	-	$22,340
HAMPTON PUBLIC LIBRA	NC	D	$54,716	$12,019	-	$25,746	$3,352	-	$962	-	$318	$97,113
HANLONTOWN PUBLIC LI	NC	A	$4,960	$1,082	-	$2,165	$295	-	$35	$50	-	$8,587
HARCOURT PUBLIC LIBR	NC	A	$3,701	$805	-	$2,437	$616	-	$2,124	-	-	$9,683
HARLAN PUBLIC LIBRAR	SW	E	$55,608	$20,254	-	$21,429	$2,533	-	$2,011	$8	$177	$102,020
HARPERS FERRY PUBLIC	NE	A	-	-	-	-	-	-	-	-	-	-
HAVELOCK PUBLIC LIBR	NW	A	$1,155	$155	-	$308	-	-	-	-	-	$1,618
HAWARDEN PUBLIC LIBR	NW	D	$35,217	$5,805	-	$13,299	$2,489	-	$1,283	-	$200	$58,293
HAWKEYE PUBLIC LIBRA	NE	B	$3,974	$520	-	$1,685	$322	-	-	-	-	$6,501
HEDRICK PUBLIC LIBRA	SE	B	$3,469	$557	-	$900	$92	-	-	-	$65	$5,083
HIAWATHA PUBLIC LIBR	EC	D	$29,666	$1,227	$4,696	$14,693	$1,384	-	$1,868	$283	$10	$53,827
HILLSBORO PUBLIC LIB	SE	A	$1,298	-	-	$990	$155	-	-	-	$50	$2,493
HOLSTEIN PUBLIC LIBR	NW	C	$13,717	$1,640	-	$5,500	$1,229	-	$196	$75	-	$22,357
HOPKINTON PUBLIC LIB	NE	B	$3,576	$450	$13	$4,459	$466	-	$10	-	$134	$9,108
HUBBARD PUBLIC LIBRA	NC	B	$9,912	$1,297	-	$6,780	$736	-	$3,079	-	-	$21,804
HUDSON PUBLIC LIBRAR	NE	C	$21,997	$2,800	-	$10,966	$2,122	-	$1,984	$25	-	$39,894
HULL PUBLIC LIBRARY	NW	C	$13,250	-	$1,651	$4,012	$903	-	-	-	-	$19,816
HUMBOLDT PUBLIC LIBR	NC	D	$65,641	$11,531	-	$21,031	$2,458	-	$1,172	-	-	$101,833
HUMESTON PUBLIC LIBR	SW	B	$2,157	-	$240	$1,432	$130	-	-	-	-	$3,959
HUXLEY PUBLIC LIBRAR	CE	C	$11,661	$1,486	-	$2,863	$868	-	$264	$236	$26	$17,404
IDA GROVE PUBLIC LIB	NW	C	$16,255	$3,757	-	$5,590	-	-	-	-	-	$25,602
INDEPENDENCE PUBLIC	NE	E	$41,678	-	$15,004	$19,000	$2,291	-	-	-	$255	$78,228
INDIANOLA PUBLIC LIB	CE	F	$71,318	$18,671	-	$22,440	$5,688	$164	$1,952	-	$70	$120,303
INWOOD PUBLIC LIBRAR	NW	B	$2,600	$208	-	$3,800	$325	-	$45	-	-	$6,978
IONIA PUBLIC LIBRARY	NE	A	$3,441	$302	-	$1,118	$82	-	-	$27	$467	$5,437
IOWA CITY PUBLIC LIB	EC	H	$895,613	$213,113	-	$141,379	$36,695	-	$42,702	$814	$3,534	$1,333,850
IOWA FALLS PUBLIC LI	NC	E	$59,153	$17,123	-	$24,177	$3,317	-	$4,928	$1,033	-	$109,731
JAMAICA PUBLIC LIBRA	SW	A	$2,500	$334	-	$3,012	$195	-	-	-	-	$6,041
JANESVILLE PUBLIC LI	NE	B	$9,008	-	$1,118	$6,000	$707	-	$1,549	-	-	$18,382
JEFFERSON PUBLIC LIB	CE	D	$49,200	$9,535	-	$23,610	$3,411	-	$2,293	$494	$3,117	$91,660
JESUP PUBLIC LIBRARY	NE	C	$11,765	-	$1,637	$3,893	$1,091	-	$154	$5	$5,319	$23,864
JEWELL PUBLIC LIBRAR	NC	C	$9,222	$1,367	-	$4,000	$760	-	$10	-	-	$15,359
JOICE PUBLIC LIBRARY	NC	A	$5,[illegible]81	$677	-	$3,194	-	-	$898	$157	$2,535	$13,142
KALONA PUBLIC LIBRAR	SE	C	$19,040	-	-	$2,807	$662	-	-	-	-	$22,509
KANAWHA PUBLIC LIBRA	NC	B	$5,104	$603	-	$2,424	$715	-	-	-	$735	$9,581
KENSETT PUBLIC LIBRA	NC	A	$4,420	-	$611	$2,202	$469	-	$277	$20	$84	$8,083
KEOKUK PUBLIC LIBRAR	SE	F	$129,208	$27,115	-	$42,633	$4,875	-	$2,771	$1,525	$9,526	$217,653
KEOSAUQUA PUBLIC LIB	SE	C	$3,880	-	-	$5,581	$167	-	$265	-	-	$9,893
KEOTA PUBLIC LIBRARY	SE	C	$9,474	-	$1,111	$2,788	$902	$34	$361	-	$1,506	$16,176
KEYSTONE PUBLIC LIBR	EC	B	$10,699	-	$1,372	$3,406	$474	-	$450	$90	-	$16,491
KIMBALLTON PUBLIC LI	SW	A	$3,018	-	$332	$3,700	$450	-	-	-	-	$7,500
KINGSLEY PUBLIC LIBR	NW	C	$9,433	$1,224	-	$5,208	$832	-	$202	-	-	$16,899
KLEMME PUBLIC LIBRAR	NC	B	$10,692	$1,425	-	$4,190	$1,248	-	-	-	-	$17,555
KNOXVILLE PUBLIC LIB	CE	E	$44,507	-	$10,116	$14,674	$2,835	-	$189	$999	-	$73,320
LA PORTE CITY PUBLIC	NE	C	$13,211	$1,550	-	$5,115	$1,297	-	-	-	$630	$21,803
LAKE MILLS PUBLIC LI	NC	C	$16,048	-	-	$13,000	-	-	-	-	-	$29,048
LAKE PARK PUBLIC LIB	NW	C	$6,222	$1,035	-	$2,392	-	-	-	-	$2,011	$11,660
LAKE VIEW PUBLIC LIB	NW	C	$9,718	$1,057	$1,057	$7,023	$400	-	$489	$61	-	$19,805

LIBRARY REPORT OF EXPENDITURES

(PART 2)

NAME	REG	SZ. CD.	PLANT OPERATIONS	CITY/COUNTY PLANT OPER.	EQUIPMENT	OTHER OPER. EXPENDITURE	CAPITAL OUTLAY	SUBTOTAL	TOTAL	POPULATION OF LIBRARY	PER CAPITA EXPENDITURE
GUTTENBERG PUBLIC LI	NE	C	$2,334	-	$7	$3,421	-	$5,762	$28,102	2,428	$11.57
HAMPTON PUBLIC LIBRA	NC	D	$14,467	$4,200	$2,993	$2,302	-	$23,962	$121,075	4,630	$26.15
HANLONTOWN PUBLIC LI	NC	A	$156	$2,908	$431	$20	$1,989	$5,504	$14,091	213	$66.15
HARCOURT PUBLIC LIBR	NC	A	$215	-	-	$597	-	$812	$10,495	347	$30.24
HARLAN PUBLIC LIBRAR	SW	E	$11,331	-	$7,560	$9,134	-	$28,025	$130,045	5,357	$24.28
HARPERS FERRY PUBLIC	NE	A	-	-	-	-	$9,364	$9,364	$9,364	258	$36.29
HAVELOCK PUBLIC LIBR	NW	A	-	$924	$62	$790	-	$1,776	$3,394	279	$12.16
HAWARDEN PUBLIC LIBR	NW	D	$4,912	-	$1,567	$8,524	-	$15,003	$73,296	2,722	$26.93
HAWKEYE PUBLIC LIBRA	NE	B	$896	-	-	$317	-	$1,213	$7,714	512	$15.07
HEDRICK PUBLIC LIBRA	SE	B	$660	-	$256	$413	-	$1,329	$6,412	847	$7.57
HIAWATHA PUBLIC LIBR	EC	D	$925	$4,822	-	-	-	$5,747	$59,574	4,825	$12.35
HILLSBORO PUBLIC LIB	SE	A	$567	-	-	$117	-	$684	$3,177	208	$15.27
HOLSTEIN PUBLIC LIBR	NW	C	$3,368	-	$827	$1,863	-	$6,058	$28,415	1,477	$19.24
HOPKINTON PUBLIC LIB	NE	B	$1,358	-	-	$477	-	$1,835	$10,943	774	$14.14
HUBBARD PUBLIC LIBRA	NC	B	$3,762	-	$3,291	$441	-	$7,494	$29,298	852	$34.39
HUDSON PUBLIC LIBRAR	NE	C	$1,497	-	$3,519	$5,213	-	$10,229	$50,123	2,267	$22.11
HULL PUBLIC LIBRARY	NW	C	$9,200	-	$250	$1,380	-	$10,830	$30,646	1,714	$17.88
HUMBOLDT PUBLIC LIBR	NC	D	$4,398	-	$2,000	-	-	$6,398	$108,231	4,794	$22.58
HUMESTON PUBLIC LIBR	SW	B	$900	$1,834	$225	$189	-	$3,148	$7,107	671	$10.59
HUXLEY PUBLIC LIBRAR	CE	C	$5,285	-	$3,826	$2,372	-	$11,483	$28,887	1,884	$15.33
IDA GROVE PUBLIC LIB	NW	C	-	-	-	-	-	-	$25,602	2,285	$11.20
INDEPENDENCE PUBLIC	NE	E	$12,353	-	-	$3,340	$2,801	$18,494	$96,722	6,392	$15.13
INDIANOLA PUBLIC LIB	CE	F	$8,415	-	$29	$9,949	-	$18,393	$138,696	10,843	$12.79
INWOOD PUBLIC LIBRAR	NW	B	$660	-	-	$500	-	$1,160	$8,138	755	$10.78
IONIA PUBLIC LIBRARY	NE	A	$281	$900	-	$604	-	$1,785	$7,222	350	$20.63
IOWA CITY PUBLIC LIB	EC	H	$102,552	-	$100,929	$146,777	-	$350,258	$1,684,108	50,508	$33.34
IOWA FALLS PUBLIC LI	NC	E	$6,589	-	$812	$10,528	$4,265	$22,194	$131,925	6,174	$21.37
JAMAICA PUBLIC LIBRA	SW	A	-	$2,000	$80	$415	-	$2,495	$8,536	275	$31.04
JANESVILLE PUBLIC LI	NE	B	$1,257	$4,253	$2,482	$1,727	$200	$9,919	$28,301	840	$33.69
JEFFERSON PUBLIC LIB	CE	D	$7,926	-	$1,778	$22,023	$11,150	$42,877	$134,537	4,854	$27.72
JESUP PUBLIC LIBRARY	NE	C	$531	$206	$173	$1,990	$100	$3,000	$26,864	2,343	$11.47
JEWELL PUBLIC LIBRAR	NC	C	$3,200	-	$150	$4,700	$650	$8,700	$24,059	1,145	$21.01
JOICE PUBLIC LIBRARY	NC	A	$272	$2,100	-	-	-	$2,372	$15,514	223	$69.57
KALONA PUBLIC LIBRAR	SE	C	$242	-	-	-	-	$242	$22,751	1,862	$12.22
KANAWHA PUBLIC LIBRA	NC	B	$1,782	-	$412	$291	-	$2,485	$12,066	756	$15.96
KENSETT PUBLIC LIBRA	NC	A	$624	$1,302	-	-	$1,329	$3,255	$11,338	360	$31.49
KEOKUK PUBLIC LIBRAR	SE	F	$17,494	-	$771	$11,854	$9,764	$39,883	$257,536	13,536	$19.03
KEOSAUQUA PUBLIC LIB	SE	C	$2,772	-	$910	$1,996	$385	$6,063	$15,956	1,003	$15.91
KEOTA PUBLIC LIBRARY	SE	C	-	$3,404	$364	$399	-	$4,167	$20,343	1,034	$19.67
KEYSTONE PUBLIC LIBR	EC	B	$2,474	-	$500	$2,325	-	$5,299	$21,790	618	$35.26
KIMBALLTON PUBLIC LI	SW	A	-	$1,300	-	-	-	$1,300	$8,800	362	$24.31
KINGSLEY PUBLIC LIBR	NW	C	$2,393	-	$1,392	$1,210	-	$4,995	$21,894	1,209	$18.11
KLEMME PUBLIC LIBRAR	NC	B	$1,453	-	$127	$1,800	-	$3,380	$20,935	620	$33.77
KNOXVILLE PUBLIC LIB	CE	E	$4,414	-	$1,064	-	$479,224	$484,702	$558,022	8,143	$68.53
LA PORTE CITY PUBLIC	NE	C	$2,112	-	$965	$1,080	-	$4,157	$25,960	2,324	$11.17
LAKE MILLS PUBLIC LI	NC	C	$1,700	-	-	-	-	$1,700	$30,748	2,281	$13.48
LAKE PARK PUBLIC LIB	NW	C	$3,432	-	-	$174	$292	$3,898	$15,558	1,123	$13.85
LAKE VIEW PUBLIC LIB	NW	C	-	-	-	-	-	-	$19,805	1,291	$15.34

LIBRARY REPORT OF EXPENDITURES

(PART 1)

NAME	REG	SZ. CD.	SALARIES AND WAGES	FRINGE BENEFITS	CITY/COUNTY BENEFITS	BOOKS	PERIOD., SERIALS	MICROFORM	RECORDING	COMPUTER SOFTWARE	OTHER MATERIALS	SUBTOTAL
LAKOTA PUBLIC LIBRAR	NC	A	$3,338	$410	-	$1,498	$382	-	$26	-	-	$5,654
LAMONI PUBLIC LIBRAR	SW	D	$20,631	$3,617	-	$3,835	$1,506	-	$942	-	$250	$30,781
LAMONT PUBLIC LIBRAR	NE	B	$7,074	-	-	$3,008	-	-	-	-	-	$10,082
LANSING PUBLIC LIBRA	NE	C	$4,872	$642	-	$1,869	$452	-	-	-	-	$7,835
LARCHWOOD PUBLIC LIB	NW	B	$4,436	$483	-	$2,813	$111	-	-	-	$644	$8,487
LAUREL PUBLIC LIBRAR	CE	A	-	-	-	$35	-	-	-	-	-	$35
LAURENS PUBLIC LIBRA	NW	C	$34,702	$1,865	-	$7,477	$1,821	$39	$499	$200	-	$46,603
LAWLER PUBLIC LIBRAR	NE	B	$3,033	$720	-	$1,421	$197	-	$292	-	$16	$5,679
LE GRAND PUBLIC LIBR	CE	B	$10,225	$1,331	-	$6,693	$647	-	$1,104	$138	$1,261	$21,399
LE MARS PUBLIC LIBRA	NW	E	$71,120	$17,013	-	$37,500	$4,391	-	$2,300	$500	$1,500	$134,324
LEDYARD PUBLIC LIBRA	NC	A	$1,958	-	$261	$1,513	-	-	$181	$172	-	$4,085
LEHIGH PUBLIC LIBRAR	NC	B	$7,309	$979	-	$3,574	$570	-	$8,501	$59	$795	$21,787
LENOX PUBLIC LIBRARY	SW	C	$5,500	-	$543	$1,770	-	-	-	-	-	$7,813
LEON PUBLIC LIBRARY	SW	C	$19,339	$2,736	-	$8,008	$1,304	-	$792	-	$1,005	$33,184
LETTS PUBLIC LIBRARY	SE	A	$2,716	$361	-	$1,752	$197	-	$506	-	$1,931	$7,463
LEWIS PUBLIC LIBRARY	SW	A	$1,856	-	-	$537	$128	-	-	-	$16	$2,537
LIME SPRINGS PUBLIC	NE	A	$5,117	-	$682	$1,353	$700	-	$1,049	-	$77	$8,978
LINDEN PUBLIC LIBRAR	CE	A	$900	-	-	-	-	-	-	-	-	$900
LINN GROVE PUBLIC LI	NW	A	$1,980	$105	-	$278	-	-	$235	-	$44	$2,642
LISBON PUBLIC LIBRAR	EC	C	$6,403	-	$692	$1,684	$186	-	$77	-	$393	$9,435
LITTLE ROCK PUBLIC L	NW	A	$2,172	-	-	$2,384	$276	-	$496	-	-	$5,328
LITTLEPORT PUBLIC LI	NE	A	$1,328	-	-	$2,625	$17	-	-	-	-	$3,970
LIVERMORE PUBLIC LIB	NC	A	$8,596	$970	-	$2,247	$413	-	$1,631	-	-	$13,857
LOGAN PUBLIC LIBRARY	SW	C	$15,165	$2,022	-	$5,700	$1,200	-	$300	-	$868	$25,255
LOHRVILLE PUBLIC LIB	NW	B	$5,040	$678	$678	$3,377	$680	-	-	-	$610	$11,063
LOST NATION PUBLIC L	EC	B	$1,223	$164	-	$1,353	$22	-	-	-	$218	$2,980
LOWDEN PUBLIC LIBRAR	EC	B	$3,787	-	-	$2,623	$26	-	$342	-	$9	$6,787
LU VERNE PUBLIC LIBR	NC	A	$8,425	$913	-	$2,778	$741	-	$196	$386	$468	$13,907
LYTTON PUBLIC LIBRAR	NW	A	$2,280	$300	-	$3,000	$292	-	-	-	$652	$6,524
MADRID PUBLIC LIBRAR	CE	C	$17,335	$256	$2,600	$9,050	$1,005	-	$360	$1,160	$4,074	$35,840
MALLARD PUBLIC LIBRA	NW	A	$6,250	$2,505	-	$300	$700	-	$216	-	-	$9,971
MALVERN PUBLIC LIBRA	SW	C	$6,350	$798	-	$2,881	$345	-	$495	-	$560	$11,429
MANCHESTER PUBLIC LI	NE	D	$48,372	$9,447	-	$20,933	$2,787	-	$1,984	$735	-	$84,258
MANILLA PUBLIC LIBRA	NW	C	$1,988	-	$66	$1,944	-	-	-	-	$52	$4,050
MANLY PUBLIC LIBRARY	NC	C	$7,065	$911	-	$4,282	$812	-	$10	-	$363	$13,443
MANNING PUBLIC LIBRA	NW	C	$5,000	-	-	$1,500	$240	-	-	-	-	$6,740
MANSON PUBLIC LIBRAR	NW	C	$15,522	$1,911	-	$6,862	$1,434	-	$1,077	$92	$80	$26,978
MAPLETON PUBLIC LIBR	NW	C	$15,796	$2,945	-	$7,443	$893	-	$138	$90	-	$27,305
MAQUOKETA PUBLIC LIB	EC	E	$50,118	$8,662	-	$20,215	$2,023	$32	$825	-	-	$81,875
MARATHON PUBLIC LIBR	NW	A	$2,561	$342	-	$1,334	$602	-	-	-	-	$4,839
MARBLE ROCK PUBLIC L	NC	A	$7,147	$3,952	-	$1,726	$600	-	$400	-	-	$13,825
MARCUS PUBLIC LIBRAR	NW	C	$10,812	$779	-	$7,245	$1,266	-	$60	-	-	$20,162
MARENGO PUBLIC LIBRA	EC	C	$18,237	$2,623	-	$6,965	$1,033	-	$401	-	-	$29,259
MARION PUBLIC LIBRAR	EC	F	$158,921	$36,361	-	$49,847	$8,828	-	$4,474	-	-	$258,431
MARSHALLTOWN PUBLIC	CE	G	$330,141	-	$60,806	$61,001	$26,739	-	$2,236	$358	$3,900	$485,181
MARTELLE PUBLIC LIBR	EC	A	$3,779	-	-	-	$54	-	$74	-	-	$3,907
MASON CITY PUBLIC LI	NC	G	$241,973	$67,147	-	$56,763	$15,899	-	$4,042	-	$1,122	$386,946
MASSENA PUBLIC LIBRA	SW	B	$2,392	$281	-	$1,738	$120	-	-	-	-	$4,531

LIBRARY REPORT OF EXPENDITURES

(PART 2)

NAME	REG	SZ. CD.	PLANT OPERATIONS	CITY/COUNTY PLANT OPER.	EQUIPMENT	OTHER OPER. EXPENDITURE	CAPITAL OUTLAY	SUBTOTAL	TOTAL	POPULATION OF LIBRARY	PER CAPITA EXPENDITURE
LAKOTA PUBLIC LIBRAR	NC	A	$1,604	-	$230	$926	-	$2,760	$8,414	330	$25.50
LAMONI PUBLIC LIBRAR	SW	D	$2,114	-	-	$3,791	-	$5,905	$36,686	2,705	$13.56
LAMONT PUBLIC LIBRAR	NE	B	-	$697	$218	$903	-	$1,818	$11,900	554	$21.48
LANSING PUBLIC LIBRA	NE	C	$1,784	$531	$89	$444	-	$2,848	$10,683	1,181	$9.05
LARCHWOOD PUBLIC LIB	NW	B	$405	-	-	-	-	$405	$8,892	701	$12.68
LAUREL PUBLIC LIBRAR	CE	A	-	-	-	-	-	-	$35	278	$.13
LAURENS PUBLIC LIBRA	NW	C	$2,953	-	$3,157	$13,493	-	$19,603	$66,206	1,606	$41.22
LAWLER PUBLIC LIBRAR	NE	B	$774	$568	-	$679	-	$2,021	$7,700	534	$14.42
LE GRAND PUBLIC LIBR	CE	B	$1,534	$100	$162	$727	-	$2,523	$23,922	921	$25.97
LE MARS PUBLIC LIBRA	NW	E	$14,200	-	$550	$350	$10,200	$25,300	$159,624	8,276	$19.29
LEDYARD PUBLIC LIBRA	NC	A	$760	-	-	-	-	$760	$4,845	215	$22.53
LEHIGH PUBLIC LIBRAR	NC	B	$446	$800	$45	$2,238	-	$3,529	$25,316	654	$38.71
LENOX PUBLIC LIBRARY	SW	C	$734	-	-	$525	-	$1,259	$9,072	1,338	$6.78
LEON PUBLIC LIBRARY	SW	C	$1,188	-	-	-	-	$1,188	$34,372	2,094	$16.41
LETTS PUBLIC LIBRARY	SE	A	$594	-	-	$104	-	$698	$8,161	473	$17.25
LEWIS PUBLIC LIBRARY	SW	A	-	$417	-	-	-	$417	$2,954	497	$5.94
LIME SPRINGS PUBLIC	NE	A	-	$2,505	$2,264	-	-	$4,769	$13,747	476	$28.88
LINDEN PUBLIC LIBRAR	CE	A	-	$3,600	$85	-	-	$3,685	$4,585	264	$17.37
LINN GROVE PUBLIC LI	NW	A	$1,181	-	-	-	$100	$1,281	$3,923	205	$19.14
LISBON PUBLIC LIBRAR	EC	C	-	$1,371	$500	$5,948	$3,018	$10,837	$20,272	1,458	$13.90
LITTLE ROCK PUBLIC L	NW	A	$1,106	-	$573	$364	-	$2,043	$7,371	490	$15.04
LITTLEPORT PUBLIC LI	NE	A	$66	-	$139	$394	$90	$689	$4,659	106	$43.95
LIVERMORE PUBLIC LIB	NC	A	$949	$700	$71	$3,078	$466	$5,264	$19,121	490	$39.02
LOGAN PUBLIC LIBRARY	SW	C	$2,652	-	$703	$290	-	$3,645	$28,900	1,540	$18.77
LOHRVILLE PUBLIC LIB	NW	B	$1,027	-	$4,246	$1,326	-	$6,599	$17,662	521	$33.90
LOST NATION PUBLIC L	EC	B	-	-	-	$90	-	$90	$3,070	524	$5.86
LOWDEN PUBLIC LIBRAR	EC	B	$27	-	$401	-	-	$428	$7,215	717	$10.06
LU VERNE PUBLIC LIBR	NC	A	$1,963	-	$339	$2,361	-	$4,663	$18,570	418	$44.43
LYTTON PUBLIC LIBRAR	NW	A	$980	-	-	-	-	$980	$7,504	378	$19.85
MADRID PUBLIC LIBRAR	CE	C	$3,802	-	$84	$4,158	-	$8,044	$43,884	2,281	$19.24
MALLARD PUBLIC LIBR.	NW	A	$2,300	-	-	-	-	$2,300	$12,271	407	$30.15
MALVERN PUBLIC LIBRA	SW	C	$5,506	-	$250	$3,769	-	$9,525	$20,954	1,244	$16.84
MANCHESTER PUBLIC LI	NE	D	$5,198	-	$8,471	$6,858	-	$20,527	$104,785	4,942	$21.20
MANILLA PUBLIC LIBRA	NW	C	-	$1,620	-	-	-	$1,620	$5,670	1,020	$5.56
MANLY PUBLIC LIBRARY	NC	C	$2,122	-	$3,738	$308	-	$6,168	$19,611	1,496	$13.11
MANNING PUBLIC LIBRA	NW	C	-	$4,800	-	-	$3,000	$7,800	$14,540	1,609	$9.04
MANSON PUBLIC LIBRAR	NW	C	$351	$4,324	$171	$2,011	-	$6,857	$33,835	1,924	$17.59
MAPLETON PUBLIC LIBR	NW	C	$2,721	-	$2,411	$6,020	-	$11,152	$38,457	1,495	$25.72
MAQUOKETA PUBLIC LIB	EC	E	$3,871	-	$8,384	$8,871	$48,000	$69,126	$151,001	6,313	$23.92
MARATHON PUBLIC LIBR	NW	A	$1,459	-	-	$219	-	$1,678	$6,517	442	$14.74
MARBLE ROCK PUBLIC L	NC	A	$1,260	-	$2,400	$3,188	-	$6,848	$20,673	419	$49.34
MARCUS PUBLIC LIBRAR	NW	C	$3,596	-	-	$1,749	$5,069	$10,414	$30,576	1,206	$25.35
MARENGO PUBLIC LIBRA	EC	C	$3,240	-	$786	$4,073	-	$8,099	$37,358	2,308	$16.19
MARION PUBLIC LIBRAR	EC	F	$13,557	-	$2,382	$25,251	$8,750	$49,940	$308,371	19,474	$15.84
MARSHALLTOWN PUBLIC	CE	G	$23,662	-	$15,535	$4,299	-	$43,496	$528,677	26,938	$19.63
MARTELLE PUBLIC LIBR	EC	A	$647	-	-	$1,119	$899	$2,665	$6,572	316	$20.80
MASON CITY PUBLIC LI	NC	G	$87,948	-	$13,459	$38,107	-	$139,514	$526,460	30,144	$17.46
MASSENA PUBLIC LIBRA	SW	B	$588	-	-	-	$125	$713	$5,244	518	$10.12

LIBRARY REPORT OF EXPENDITURES

(PART 1)

NAME	REG	SZ. CD.	SALARIES AND WAGES	FRINGE BENEFITS	CITY/COUNTY BENEFITS	BOOKS	PERIOD., SERIALS	MICROFORM	RECORDING	COMPUTER SOFTWARE	OTHER MATERIALS	SUBTOTAL
MAXWELL PUBLIC LIBRA	CE	B	$4,164	-	-	$1,909	-	-	$122	-	$31	$6,226
MAYNARD PUBLIC LIBRA	NE	B	$3,400	-	$383	$1,455	$732	-	-	-	-	$5,970
MC GREGOR PUBLIC LIB	NE	B	$13,310	$1,740	-	$7,600	$66	-	$154	-	-	$22,870
MECHANICSVILLE PUBLI	EC	C	$6,611	-	$865	$1,353	$230	-	$162	-	-	$9,221
MEDIAPOLIS PUBLIC LI	SE	C	$10,441	$1,209	-	$3,146	$885	$661	-	-	$46	$16,388
MELBOURNE PUBLIC LIB	CE	B	$5,300	-	-	$8,476	$775	-	$65	-	-	$14,616
MELVIN PUBLIC LIBRAR	NW	A	$3,121	$323	-	$2,284	$624	-	$10	-	-	$6,362
MENLO PUBLIC LIBRARY	SW	A	$2,124	$25	$123	$4,156	$292	-	$245	-	-	$6,965
MERRILL PUBLIC LIBRA	NW	B	$3,710	-	-	$2,342	$896	-	-	-	-	$6,948
MESERVEY PUBLIC LIBR	NC	A	$4,725	$364	-	$1,634	$445	-	$2	-	$475	$7,645
MILFORD PUBLIC LIBRA	NW	C	$18,646	$2,355	-	$6,809	$724	-	$275	-	$1,408	$30,217
MILO PUBLIC LIBRARY	CE	B	$5,681	$717	-	$2,599	$542	-	-	$277	-	$9,816
MILTON PUBLIC LIBRAR	SE	B	-	-	-	$1,591	-	-	-	-	-	$1,591
MINBURN PUBLIC LIBRA	CE	A	$2,232	-	$218	$2,362	$153	-	$797	-	-	$5,762
MISSOURI VALLEY PUBL	SW	D	$26,265	$4,337	-	$8,246	$1,331	-	-	-	-	$40,179
MITCHELLVILLE PUBLIC	CE	C	$12,419	-	$2,075	$8,246	$969	-	$951	-	$939	$25,599
MODALE PUBLIC LIBRAR	SW	A	$2,869	$352	-	$1,719	$433	-	-	-	-	$5,373
MONDAMIN PUBLIC LIBR	SW	A	$4,075	$456	-	$1,095	$181	-	-	-	-	$5,807
MONONA PUBLIC LIBRAR	NE	C	$9,387	-	-	$5,693	$263	-	$195	-	-	$15,538
MONTEZUMA PUBLIC LIB	EC	C	$11,702	$1,531	$5,618	-	-	-	-	-	-	$18,851
MONTICELLO PUBLIC LI	EC	D	$22,982	-	$3,418	$7,186	$2,058	-	-	-	-	$35,644
MONTROSE PUBLIC LIBR	SE	C	$4,298	-	-	-	$475	-	$675	-	-	$5,448
MORAVIA PUBLIC LIBRA	SE	B	$4,003	$272	$306	$1,250	$150	-	$150	-	-	$6,131
MORLEY PUBLIC LIBRAR	EC	A	$250	-	-	$2,761	$39	$83	-	-	-	$3,133
MORNING SUN PUBLIC L	SE	B	$6,840	$842	-	$6,000	$150	-	$500	-	$1,000	$15,332
MOULTON PUBLIC LIBRA	SE	B	$4,680	$1,113	-	$1,811	$630	-	$82	-	-	$8,316
MOUNT AYR PUBLIC LIB	SW	C	$12,320	$1,600	$108	$3,428	$1,094	-	$204	-	-	$18,7[illegible]
MOUNT PLEASANT PUBLI	SE	E	$95,345	-	$11,645	$31,086	$4,744	-	$2,811	-	-	$145,631
MUSCATINE PUBLIC LIB	SE	F	$315,161	-	$58,655	$93,000	$14,600	-	$8,600	$500	$200	$490,716
NASHUA PUBLIC LIBRAR	NE	C	$20,151	$2,857	-	$7,300	$1,727	-	$1,040	-	$1,632	$34,707
NEVADA PUBLIC LIBRAR	CE	E	$44,963	$5,088	-	$14,932	$2,749	-	$228	-	-	$67,960
NEW ALBIN PUBLIC LIB	NE	B	$3,615	-	-	$1,094	$730	-	-	-	-	$5,439
NEW HAMPTON PUBLIC L	NE	D	$22,580	$2,936	-	$7,049	$1,620	-	$949	$54	$2,437	$37,625
NEW HARTFORD PUBLIC	NE	B	$4,862	-	$65	$3,749	$142	-	$51	-	$67	$8,936
NEW LONDON PUBLIC LI	SE	C	$32,062	$4,044	$3,999	$11,740	$2,110	-	$4,362	$449	$102	$58,868
NEW SHARON PUBLIC LI	SE	C	$4,223	$293	-	$1,895	$15	-	-	-	-	$6,426
NEW VIRGINIA PUBLIC	CE	B	$3,909	$478	-	$1,565	$142	-	-	-	-	$6,094
NEWELL PUBLIC LIBRAR	NW	B	$6,827	$770	-	$2,815	$540	-	-	-	$176	$11,128
NEWHALL PUBLIC LIBRA	EC	B	$3,860	$489	-	$1,472	$291	-	$561	-	-	$6,673
NEWTON PUBLIC LIBRAR	CE	F	$136,057	$21,191	-	$38,178	$3,360	-	$3,549	-	-	$202,335
NORA SPRINGS PUBLIC	NC	C	$7,189	$1,289	-	$6,703	-	-	-	-	-	$15,181
NORTH ENGLISH PUBLIC	EC	B	$10,798	$421	$3,114	$5,163	$927	-	$299	-	-	$20,722
NORTH LIBERTY PUBLIC	EC	C	$24,499	$5,537	-	$6,500	$1,500	-	$1,000	-	-	$39,036
NORTHWOOD PUBLIC LIB	NC	C	$14,495	-	$3,854	$9,253	$1,455	-	$540	$141	-	$29,738
NORWALK PUBLIC LIBRA	CE	D	$24,964	$3,505	-	$11,707	$1,565	-	$1,237	$120	$1,953	$45,051
NORWAY PUBLIC LIBRAR	EC	B	$5,850	$784	-	$2,301	$119	-	$373	-	-	$9,427
OAKLAND PUBLIC LIBRA	SW	C	$13,760	$3,165	-	$4,725	$991	-	$404	-	-	$23,045
OCHEYEDAN PUBLIC LIB	NW	B	$5,250	$644	-	$3,047	$825	-	-	-	-	$9,766

LIBRARY REPORT OF EXPENDITURES

(PART 2)

NAME	REG	SZ. CD.	PLANT OPERATIONS	CITY/COUNTY PLANT OPER.	EQUIPMENT	OTHER OPER. EXPENDITURE	CAPITAL OUTLAY	SUBTOTAL	TOTAL	POPULATION OF LIBRARY	PER CAPITA EXPENDITURE
MAXWELL PUBLIC LIBRA	CE	B	$3,732	-	$267	$45	-	$4,044	$10,270	783	$13.12
MAYNARD PUBLIC LIBRA	NE	B	$1,525	-	$1,595	$265	-	$3,385	$9,355	561	$16.68
MC GREGOR PUBLIC LIB	NE	B	$4,305	-	-	$7,885	-	$12,190	$35,060	945	$37.10
MECHANICSVILLE PUBLI	EC	C	$196	$1,559	$332	$1,198	$1,962	$5,247	$14,468	1,166	$12.41
MEDIAPOLIS PUBLIC LI	SE	C	$2,564	-	$569	$6,038	-	$9,171	$25,559	1,685	$15.17
MELBOURNE PUBLIC LIB	CE	B	$360	$1,900	-	$575	-	$2,835	$17,451	732	$23.84
MELVIN PUBLIC LIBRAR	NW	A	$1,394	-	-	$662	-	$2,056	$8,418	277	$30.39
MENLO PUBLIC LIBRARY	SW	A	$1,016	$400	-	$1,335	-	$2,751	$9,716	410	$23.70
MERRILL PUBLIC LIBRA	NW	B	$1,229	$1,200	-	-	-	$2,429	$9,377	737	$12.72
MESERVEY PUBLIC LIBR	NC	A	$1,495	-	$199	$566	$488	$2,748	$10,393	324	$32.08
MILFORD PUBLIC LIBRA	NW	C	$5,849	-	$1,895	$3,966	$2,768	$14,478	$44,695	2,076	$21.53
MILO PUBLIC LIBRARY	CE	B	$422	$306	$1,947	$1,286	-	$3,961	$13,777	778	$17.71
MILTON PUBLIC LIBRAR	SE	B	$286	$1,077	-	$226	-	$1,589	$3,180	567	$5.61
MINBURN PUBLIC LIBRA	CE	A	$521	-	-	$316	-	$837	$6,599	390	$16.92
MISSOURI VALLEY PUBL	SW	D	$3,379	-	$692	$1,856	$6,176	$12,103	$52,282	3,107	$16.83
MITCHELLVILLE PUBLIC	CE	C	$2,354	-	-	$5,203	-	$7,557	$33,156	1,530	$21.67
MODALE PUBLIC LIBRAR	SW	A	$292	$922	-	$1,770	$1,947	$4,931	$10,304	373	$27.62
MONDAMIN PUBLIC LIBR	SW	A	$337	-	-	$965	$940	$2,242	$8,049	423	$19.03
MONONA PUBLIC LIBRAR	NE	C	$1,289	-	$199	$934	-	$2,422	$17,960	1,530	$11.74
MONTEZUMA PUBLIC LIB	EC	C	$2,088	-	$1,072	$505	$2,506	$6,171	$25,022	1,485	$16.85
MONTICELLO PUBLIC LI	EC	D	$3,608	-	$1,120	-	$9,220	$13,948	$49,592	3,641	$13.62
MONTROSE PUBLIC LIBR	SE	C	$1,521	-	-	$607	-	$2,128	$7,576	1,038	$7.30
MORAVIA PUBLIC LIBRA	SE	B	$330	-	-	$268	-	$598	$6,729	706	$9.53
MORLEY PUBLIC LIBRAR	EC	A	-	$556	-	$256	-	$812	$3,945	94	$41.97
MORNING SUN PUBLIC L	SE	B	$1,200	$1,800	$200	$1,160	$600	$4,960	$20,292	959	$21.16
MOULTON PUBLIC LIBRA	SE	B	$1,184	-	$1,902	$1,448	$1,837	$6,371	$14,687	762	$19.27
MOUNT AYR PUBLIC LIB	SW	C	$3,041	-	$449	$3,511	-	$7,001	$25,755	1,938	$13.29
MOUNT PLEASANT PUBLI	SE	E	$4,365	$4,000	$5,907	$6,553	$791	$21,616	$167,247	7,322	$22.84
MUSCATINE PUBLIC LIB	SE	F	-	-	$8,700	$44,800	-	$53,500	$544,216	23,467	$23.19
NASHUA PUBLIC LIBRAR	NE	C	$4,981	-	$1,430	$154	-	$6,565	$41,272	1,846	$22.36
NEVADA PUBLIC LIBRAR	CE	E	$8,384	$500	-	$3,800	$303,217	$315,901	$383,861	5,912	$64.93
NEW ALBIN PUBLIC LIB	NE	B	$784	-	-	-	-	$784	$6,223	609	$10.22
NEW HAMPTON PUBLIC L	NE	D	$2,816	-	$2,072	$1,408	$750	$7,046	$44,671	3,940	$11.34
NEW HARTFORD PUBLIC	NE	B	$2,143	-	$1,696	-	$816	$4,655	$13,591	764	$17.79
NEW LONDON PUBLIC LI	SE	C	-	$3,387	-	$2,663	$2,000	$8,050	$66,918	2,043	$32.75
NEW SHARON PUBLIC LI	SE	C	$1,838	-	-	$1,605	-	$3,443	$9,869	1,225	$8.06
NEW VIRGINIA PUBLIC	CE	B	$724	-	-	$812	-	$1,536	$7,630	512	$14.90
NEWELL PUBLIC LIBRAR	NW	B	$2,301	-	$893	$627	-	$3,821	$14,949	913	$16.37
NEWHALL PUBLIC LIBRA	EC	B	$3,533	-	$624	-	-	$4,157	$10,830	899	$12.05
NEWTON PUBLIC LIBRAR	CE	F	$28,873	-	$1,919	$20,551	-	$51,343	$253,678	15,292	$16.59
NORA SPRINGS PUBLIC	NC	C	$1,268	-	-	$2,694	-	$3,962	$19,143	1,572	$12.18
NORTH ENGLISH PUBLIC	EC	B	$1,365	$7,315	$1,356	$1,237	$491	$11,764	$32,486	990	$32.81
NORTH LIBERTY PUBLIC	EC	C	$2,200	-	$2,000	$11,900	-	$16,100	$55,136	2,046	$26.95
NORTHWOOD PUBLIC LIB	NC	C	$5,211	-	-	-	$2,558	$7,769	$37,507	2,193	$17.10
NORWALK PUBLIC LIBRA	CE	D	$3,721	-	$9,160	$10,750	-	$23,631	$68,682	2,676	$25.67
NORWAY PUBLIC LIBRAR	EC	B	$1,494	-	-	$580	$262	$2,336	$11,763	633	$18.58
OAKLAND PUBLIC LIBRA	SW	C	$255	-	$727	$1,607	-	$2,589	$25,634	1,552	$16.52
OCHEYEDAN PUBLIC LIB	NW	B	$2,160	-	$89	$3,636	-	$5,885	$15,651	599	$26.13

LIBRARY REPORT OF EXPENDITURES

(PART 1)

NAME	REG	SZ. CD.	SALARIES AND WAGES	FRINGE BENEFITS	CITY/COUNTY BENEFITS	BOOKS	PERIOD., SERIALS	MICROFORM	RECORDING	COMPUTER SOFTWARE	OTHER MATERIALS	SUBTOTAL
ODEBOLT PUBLIC LIBRA	NW	C	$8,709	$1,138	-	$5,927	$806	-	$848	$630	$838	$18,896
OELWEIN PUBLIC LIBRA	NE	E	$56,453	-	$15,532	$19,028	$3,478	-	$1,209	$30	$69	$95,799
OGDEN PUBLIC LIBRARY	CE	C	$17,221	$6,000	-	$6,862	$810	-	$477	-	$4,372	$35,742
OLIN PUBLIC LIBRARY	EC	B	$3,787	-	$489	$2,389	$89	-	-	-	-	$6,754
ONAWA PUBLIC LIBRARY	NW	D	$40,193	$4,615	$888	$7,138	$670	-	-	-	-	$53,504
ORANGE CITY PUBLIC L	NW	D	$72,330	$10,089	-	$16,489	$3,326	-	$3,445	$48	$2,235	$107,962
OSAGE PUBLIC LIBRARY	NC	D	$56,740	-	-	$23,428	$3,044	-	$4,044	$340	$217	$87,813
OSCEOLA PUBLIC LIBRA	SW	D	$22,500	$2,984	-	$5,417	$1,065	-	$200	-	-	$32,166
OSKALOOSA PUBLIC LIB	SE	F	$133,277	-	$31,788	$15,718	$3,687	-	$616	$507	$1,691	$187,284
OSSIAN PUBLIC LIBRAR	NE	B	$4,150	$548	-	$2,928	-	-	$72	$177	$445	$8,320
OTTUMWA PUBLIC LIBRA	SE	G	$194,946	$40,718	-	$37,678	$6,596	$2,803	$3,071	-	$2,361	$288,173
OXFORD JUNCTION PUBL	EC	B	$3,387	-	-	$4,000	$200	-	-	-	-	$7,587
OXFORD PUBLIC LIBRAR	EC	B	-	-	-	$2,297	$136	-	-	-	-	$2,433
PACKWOOD PUBLIC LIBR	SE	A	$271	-	-	-	-	-	-	-	-	$271
PALMER PUBLIC LIBRAR	NW	A	$4,398	$543	-	$3,937	$190	-	$585	-	-	$9,653
PANORA PUBLIC LIBRAR	SW	C	$7,893	$1,226	-	$6,766	$826	-	$157	-	-	$16,868
PARKERSBURG PUBLIC L	NE	C	$12,876	$1,640	-	$4,637	$1,500	-	$300	-	$3,760	$24,713
PATON PUBLIC LIBRARY	CE	A	$2,400	$186	-	$2,873	$440	-	$201	-	-	$6,100
PAULLINA PUBLIC LIBR	NW	C	$11,425	-	$1,509	$4,774	$1,089	-	$59	$210	$67	$19,133
PELLA PUBLIC LIBRARY	CE	E	$108,958	$4,714	-	$34,906	$7,403	-	$2,414	-	-	$158,395
PERRY PUBLIC LIBRARY	CE	E	$78,360	-	$21,550	$22,477	$3,012	$50	$2,747	-	$571	$128,767
PETERSON PUBLIC LIBR	NW	A	$8,476	$1,066	-	$5,480	$453	-	$6,309	-	-	$21,784
PLAINFIELD PUBLIC LI	NE	A	$6,247	$1,544	-	$1,780	$684	-	$191	-	-	$10,446
PLEASANT HILL PUBLIC	CE	D	$35,390	-	$9,334	$10,000	$900	-	$835	-	-	$56,459
PLEASANTVILLE PUBLIC	CE	C	-	-	-	-	-	-	-	-	-	-
PLOVER PUBLIC LIBRAR	NW	A	$1,195	$67	-	$410	$226	-	$769	-	-	$2,667
POCAHONTAS PUBLIC LI	NW	C	$22,500	$4,308	-	$9,006	$1,447	-	$1,288	$213	-	$38,762
POLK CITY PUBLIC LIB	CE	C	$6,667	$2,488	-	$2,178	$376	-	$128	-	-	$11,837
POMEROY PUBLIC LIBRA	NW	B	$3,605	-	$432	$1,712	-	-	$320	-	$295	$6,364
POSTVILLE PUBLIC LIB	NE	C	$10,139	-	-	$6,890	$1,318	-	$237	-	$917	$19,501
PRESCOTT PUBLIC LIBR	SW	A	$6,013	-	$788	$1,792	$286	-	$40	$335	$43	$9,297
PRESTON PUBLIC LIBRA	EC	C	$6,608	$728	-	$5,013	$429	-	-	-	-	$12,778
PRIMGHAR PUBLIC LIBR	NW	C	$7,000	$1,700	-	$4,200	$300	-	-	$400	-	$13,600
QUIMBY PUBLIC LIBRAR	NW	A	$1,839	$207	$207	$1,177	$59	-	$186	-	$719	$4,394
RADCLIFFE PUBLIC LIB	NC	B	$6,809	-	$677	$7,687	$1,080	-	$766	$152	-	$17,171
RAKE PUBLIC LIBRARY	NC	A	$5,168	$655	-	$2,800	$175	-	$185	$20	-	$9,003
READLYN PUBLIC LIBRA	NE	B	$11,728	$3,870	-	$4,031	$1,518	-	$1,948	$841	$75	$24,011
RED OAK PUBLIC LIBRA	SW	E	$50,544	$385	$8,364	$18,026	$5,912	$245	$621	-	$1,000	$85,097
REDFIELD PUBLIC LIBR	CE	B	$9,745	-	-	$3,769	$526	-	$95	-	$50	$14,185
REINBECK PUBLIC LIBR	NE	C	$14,573	$1,020	-	$7,685	$1,196	-	$1,374	-	$4,423	$30,271
REMBRANDT PUBLIC LIB	NW	A	$3,375	-	-	$2,031	$164	-	$255	-	-	$5,825
REMSEN PUBLIC LIBRAR	NW	C	$17,392	$3,577	-	$8,351	$1,924	-	$98	$218	$1,736	$33,296
RENWICK PUBLIC LIBRA	NC	A	$5,559	$641	-	$3,699	$622	-	$2,476	-	$836	$13,833
RICEVILLE PUBLIC LIB	NC	B	$9,283	$1,155	-	$4,898	$944	-	$1,325	-	$921	$18,526
RICHLAND PUBLIC LIBR	SE	B	$4,076	$461	-	$1,561	$218	-	$338	-	-	$6,654
RINARD PUBLIC LIBRAR	NW	A	$1,926	-	-	$869	-	-	$86	-	-	$2,881
RINGSTED PUBLIC LIBR	NW	B	$4,790	$566	-	$1,746	$230	-	$15	-	$136	$7,483
RIPPEY PUBLIC LIBRAR	CE	A	$3,830	-	-	$3,443	-	-	-	-	-	$7,273

LIBRARY REPORT OF EXPENDITURES

(PART 2)

NAME	REG	SZ. CD.	PLANT OPERATIONS	CITY/COUNTY PLANT OPER.	EQUIPMENT	OTHER OPER. EXPENDITURE	CAPITAL OUTLAY	SUBTOTAL	TOTAL	POPULATION OF LIBRARY	PER CAPITA EXPENDITURE
ODEBOLT PUBLIC LIBRA	NW	C	$2,135	-	$4,885	$783	$2,724	$10,527	$29,423	1,299	$22.65
OELWEIN PUBLIC LIBRA	NE	E	$6,964	-	$1,724	$2,657	$30,980	$42,325	$138,124	7,564	$18.26
OGDEN PUBLIC LIBRARY	CE	C	$5,580	-	$108	-	-	$5,688	$41,430	1,953	$21.21
OLIN PUBLIC LIBRARY	EC	B	$110	$872	$400	$908	-	$2,290	$9,044	735	$12.30
ONAWA PUBLIC LIBRARY	NW	D	$4,899	-	-	-	-	$4,899	$58,403	3,283	$17.79
ORANGE CITY PUBLIC L	NW	D	$9,923	-	$3,920	$19,416	-	$33,259	$141,221	4,588	$30.78
OSAGE PUBLIC LIBRARY	NC	D	$3,789	-	$35	$10,167	$858	$14,849	$102,662	3,718	$27.61
OSCEOLA PUBLIC LIBRA	SW	D	$2,075	-	-	$1,532	-	$3,607	$35,773	3,750	$9.54
OSKALOOSA PUBLIC LIB	SE	F	$14,960	-	$5,000	$12,771	-	$32,731	$220,015	10,629	$20.70
OSSIAN PUBLIC LIBRAR	NE	B	$313	$2,530	-	-	-	$2,843	$11,163	829	$13.47
OTTUMWA PUBLIC LIBRA	SE	G	$10,892	-	$5,100	$26,238	$553	$42,783	$330,956	27,381	$12.09
OXFORD JUNCTION PUBL	EC	B	$956	-	-	$1,433	$1,439	$3,828	$11,415	600	$19.02
OXFORD PUBLIC LIBRAR	EC	B	-	$1,917	$681	$144	-	$2,742	$5,175	676	$7.66
PACKWOOD PUBLIC LIBR	SE	A	$837	-	-	$113	-	$950	$1,221	210	$5.81
PALMER PUBLIC LIBRAR	NW	A	$639	-	$887	$711	-	$2,237	$11,890	288	$41.28
PANORA PUBLIC LIBRAR	SW	C	$2,908	-	$469	$1,006	-	$4,383	$21,251	1,211	$17.55
PARKERSBURG PUBLIC L	NE	C	$2,466	-	$305	$1,547	-	$4,318	$29,031	1,968	$14.75
PATON PUBLIC LIBRARY	CE	A	$812	$250	-	-	-	$1,062	$7,162	291	$24.61
PAULLINA PUBLIC LIBR	NW	C	$3,371	-	-	$1,667	-	$5,038	$24,171	1,224	$19.75
PELLA PUBLIC LIBRARY	CE	E	$2,095	-	$556	$23,385	-	$26,036	$184,431	8,349	$22.09
PERRY PUBLIC LIBRARY	CE	E	$6,186	-	$2,749	$13,940	-	$22,875	$151,642	7,053	$21.50
PETERSON PUBLIC LIBR	NW	A	$2,393	-	$2,341	$1,711	-	$6,445	$28,229	470	$60.06
PLAINFIELD PUBLIC LI	NE	A	$1,336	$250	$1,086	-	-	$2,672	$13,118	469	$27.97
PLEASANT HILL PUBLIC	CE	D	-	$2,750	-	-	-	$2,750	$59,209	3,493	$16.95
PLEASANTVILLE PUBLIC	CE	C	-	-	-	-	-	-	-	1,531	-
PLOVER PUBLIC LIBRAR	NW	A	-	-	-	$65	-	$65	$2,732	135	$20.24
POCAHONTAS PUBLIC LI	NW	C	$4,157	-	$1,316	$2,375	-	$7,848	$46,610	2,352	$19.82
POLK CITY PUBLIC LIB	CE	C	$2,016	-	$1,113	$2,393	-	$5,522	$17,359	1,658	$10.47
POMEROY PUBLIC LIBRA	NW	B	$1,800	-	-	$1,550	-	$3,350	$9,714	895	$10.85
POSTVILLE PUBLIC LIB	NE	C	$1,660	-	$5,283	$1,515	-	$8,458	$27,959	1,475	$18.96
PRESCOTT PUBLIC LIBR	SW	A	$853	-	$350	-	-	$1,203	$10,500	349	$30.09
PRESTON PUBLIC LIBRA	EC	C	$1,044	-	$320	$2,279	-	$3,643	$16,421	1,120	$14.66
PRIMGHAR PUBLIC LIBR	NW	C	$1,600	-	-	-	$9,000	$10,600	$24,200	1,050	$23.05
QUIMBY PUBLIC LIBRAR	NW	A	$180	$1,000	$1,080	$350	-	$2,610	$7,004	424	$16.52
RADCLIFFE PUBLIC LIB	NC	B	-	$3,049	-	-	-	$3,049	$20,220	593	$34.10
RAKE PUBLIC LIBRARY	NC	A	$350	$3,000	$75	$175	-	$3,600	$12,603	283	$44.53
READLYN PUBLIC LIBRA	NE	B	$1,109	$1,400	-	-	-	$2,509	$26,520	858	$30.91
RED OAK PUBLIC LIBRA	SW	E	$17,749	$505	-	$9,739	$33,986	$61,979	$147,076	6,810	$21.60
REDFIELD PUBLIC LIBR	CE	B	$1,893	-	$42	$532	-	$2,467	$16,652	959	$17.36
REINBECK PUBLIC LIBR	NE	C	$2,184	-	$1,600	-	$1,448	$5,232	$35,503	1,808	$19.64
REMBRANDT PUBLIC LIB	NW	A	$250	$1,075	$500	$1,150	-	$2,975	$8,800	291	$30.24
REMSEN PUBLIC LIBRAR	NW	C	$2,732	-	$157	$22	$1,285	$4,196	$37,492	1,592	$23.55
RENWICK PUBLIC LIBRA	NC	A	$2,241	-	$100	$960	-	$3,301	$17,134	410	$41.79
RICEVILLE PUBLIC LIB	NC	B	$442	$2,736	-	$1,874	-	$5,052	$23,578	919	$25.66
RICHLAND PUBLIC LIBR	SE	B	$1,805	-	$419	$1,081	-	$3,305	$9,959	600	$16.60
RINARD PUBLIC LIBRAR	NW	A	$119	$503	$187	$50	-	$859	$3,740	97	$38.56
RINGSTED PUBLIC LIBR	NW	B	$1,453	-	-	$143	-	$1,596	$9,079	557	$16.30
RIPPEY PUBLIC LIBRAR	CE	A	$1,700	-	$100	-	-	$1,800	$9,073	304	$29.85

LIBRARY REPORT OF EXPENDITURES

(PART 1)

NAME	REG	SZ. CD.	SALARIES AND WAGES	FRINGE BENEFITS	CITY/COUNTY BENEFITS	BOOKS	PERIOD., SERIALS	MICROFORM	RECORDING	COMPUTER SOFTWARE	OTHER MATERIALS	SUBTOTAL
ROCK RAPIDS PUBLIC L	NW	D	$31,464	$6,034	-	$11,337	$1,794	-	$1,026	$123	$1,027	$52,805
ROCK VALLEY PUBLIC L	NW	D	$26,345	-	$4,526	$16,308	$1,196	-	$706	-	$770	$49,851
ROCKFORD PUBLIC LIBR	NC	C	$10,562	$1,508	-	$3,768	$966	-	$640	-	-	$17,444
ROCKWELL CITY PUBLIC	NW	C	$18,000	-	-	$6,400	$1,100	-	-	-	-	$25,500
ROCKWELL PUBLIC LIBR	NC	C	$6,532	$1,467	-	$3,247	$1,075	-	$215	-	$182	$12,718
ROLAND PUBLIC LIBRAR	CE	C	$13,811	$1,871	-	$4,457	$1,146	-	$1,858	-	$350	$23,493
ROLFE PUBLIC LIBRARY	NW	B	$4,213	-	$432	$3,713	$66	-	$497	$52	$796	$9,769
ROWAN PUBLIC LIBRARY	NC	A	$7,142	$957	-	$3,810	$659	-	$1,858	-	$1,455	$15,881
ROYAL PUBLIC LIBRARY	NW	B	-	-	-	-	-	-	-	-	-	-
RUDD PUBLIC LIBRARY	NC	A	$6,096	$795	-	$2,553	$692	-	$1,283	-	-	$11,419
RUTHVEN PUBLIC LIBRA	NW	B	$4,400	-	$485	$3,235	$388	-	-	-	-	$8,508
SABULA PUBLIC LIBRAR	EC	B	$12,154	$1,575	-	$6,181	$604	-	$465	-	$6	$20,985
SAC CITY PUBLIC LIBR	NW	D	$23,226	$2,509	-	$7,096	$1,324	-	-	$77	$15	$34,247
SAINT ANSGAR PUBLIC	NC	C	$14,446	-	$2,004	$9,890	$1,026	$287	$3,099	-	$1,202	$31,954
SALEM PUBLIC LIBRARY	SE	A	$1,560	$218	-	-	-	-	-	-	$1,176	$2,954
SANBORN PUBLIC LIBRA	NW	C	$10,303	-	-	$9,913	$1,499	-	-	-	-	$21,715
SCHLESWIG PUBLIC LIB	NW	B	$2,609	$272	-	$1,098	$73	-	$301	-	$19	$4,372
SCOTT COUNTY LIBRARY	SE	I	$223,879	$41,557	-	$33,567	$11,401	-	$12,160	-	-	$322,564
SEYMOUR PUBLIC LIBRA	SW	C	$1,850	$208	-	$421	$596	$169	-	-	-	$3,244
SHEFFIELD PUBLIC LIB	NC	C	$14,852	$1,542	-	$10,692	-	-	$2,528	$125	$5,123	$34,862
SHELDON PUBLIC LIBRA	NW	E	$52,378	$815	-	$29,509	$3,361	-	$5,509	$2,641	-	$94,213
SHELL ROCK PUBLIC LI	NE	C	$7,736	-	-	$2,883	$1,619	$32	$232	-	-	$12,502
SHELLSBURG PUBLIC LI	EC	B	$5,325	$37	-	$2,125	-	-	-	-	-	$7,487
SHENANDOAH PUBLIC LI	SW	E	$60,519	-	$17,575	$16,756	$2,326	$72	$1,461	$469	$3,714	$102,892
SIBLEY PUBLIC LIBRAR	NW	D	$24,751	$3,322	-	$13,141	$4,117	$212	$971	-	-	$46,514
SIDNEY PUBLIC LIBRAR	SW	C	$2,188	-	$76	$4,900	$24	-	-	-	-	$7,188
SIGOURNEY PUBLIC LIB	SE	C	$19,593	-	-	$5,083	$1,051	-	$350	-	-	$26,077
SILVER CITY PUBLIC L	SW	A	$2,219	$449	-	$256	$284	-	$74	-	-	$3,282
SIOUX CENTER PUBLIC	NW	D	$84,556	$19,626	-	$24,125	$2,905	-	$2,378	$1,000	$506	$135,096
SIOUX CITY PUBLIC LI	NW	H	$713,091	$197,267	-	$184,383	$40,105	-	$8,442	$423	-	$1,143,711
SIOUX RAPIDS PUBLIC	NW	B	$4,320	-	$421	$1,755	$274	-	-	-	$22	$6,792
SLATER PUBLIC LIBRAR	CE	C	$15,158	$3,925	-	$3,747	$510	-	$66	-	$1,393	$24,799
SLOAN PUBLIC LIBRARY	NW	B	$1,465	$290	-	$1,000	$85	-	-	-	-	$2,840
SOLON PUBLIC LIBRARY	EC	B	$7,014	$939	$7,980	$4,572	$476	-	-	-	-	$20,981
SOMERS PUBLIC LIBRAR	NW	A	$3,183	$883	-	$1,520	$111	-	-	$26	$1,151	$6,874
SOUTH ENGLISH PUBLIC	SE	A	$1,961	$183	-	$1,897	$47	-	-	-	$8	$4,096
SPENCER PUBLIC LIBRA	NW	F	$116,467	-	$25,000	$23,531	$4,403	$225	$1,273	$212	$971	$172,082
SPILLVILLE PUBLIC LI	NE	A	$4,172	$713	-	$2,049	$40	-	$435	$215	-	$7,624
SPIRIT LAKE PUBLIC L	NW	D	$37,204	$6,166	-	$10,297	$2,320	-	$450	-	-	$56,437
SPRINGVILLE PUBLIC L	EC	C	$4,236	$568	-	$3,944	$269	-	$569	-	-	$9,586
STACYVILLE PUBLIC LI	NC	B	$6,976	$841	-	$4,334	$649	-	$1,931	$65	-	$14,796
STANHOPE PUBLIC LIBR	NC	A	$4,572	-	-	$2,473	$510	-	$224	-	$439	$8,218
STANTON PUBLIC LIBRA	SW	B	$2,930	$385	-	$3,302	$507	-	$100	-	$571	$7,795
STANWOOD PUBLIC LIBR	EC	B	$2,643	$353	-	$646	-	-	-	-	$196	$3,838
STATE CENTER PUBLIC	CE	C	$28,360	$4,388	-	$7,960	$2,372	-	$2,319	-	-	$45,399
STEAMBOAT ROCK PUBLI	NC	A	$6,052	$887	-	$3,443	$359	-	$1,246	$112	-	$12,099
STOCKPORT PUBLIC LIB	SE	A	$1,968	$483	-	$1,500	-	-	$6	-	-	$3,957
STORM LAKE PUBLIC LI	NW	E	$76,338	-	$16,424	$16,000	$2,500	-	$1,500	-	-	$112,762

LIBRARY REPORT OF EXPENDITURES

(PART 2)

NAME	REG	SZ. CD.	PLANT OPERATIONS	CITY/COUNTY PLANT OPER.	EQUIPMENT	OTHER OPER. EXPENDITURE	CAPITAL OUTLAY	SUBTOTAL	TOTAL	POPULATION OF LIBRARY	PER CAPITA EXPENDITURE
ROCK RAPIDS PUBLIC L	NW	D	$3,244	$6,063	-	$2,378	$1,950	$13,635	$66,440	2,693	$24.67
ROCK VALLEY PUBLIC L	NW	D	-	$1,411	$4,978	$12,866	$11,004	$30,259	$80,110	2,706	$29.60
ROCKFORD PUBLIC LIBR	NC	C	$112	$2,147	-	-	-	$2,259	$19,703	1,012	$19.47
ROCKWELL CITY PUBLIC	NW	C	$2,800	-	$1,800	$1,000	$3,500	$9,100	$34,600	2,276	$15.20
ROCKWELL PUBLIC LIBR	NC	C	$1,274	-	-	$981	$1,252	$3,507	$16,225	1,039	$15.62
ROLAND PUBLIC LIBRAR	CE	C	$2,778	-	-	$2,374	-	$5,152	$28,645	1,005	$28.50
ROLFE PUBLIC LIBRARY	NW	B	$1,588	-	-	$699	-	$2,287	$12,056	796	$15.15
ROWAN PUBLIC LIBRARY	NC	A	-	$1,257	$1,359	$176	-	$2,792	$18,673	259	$72.10
ROYAL PUBLIC LIBRARY	NW	B	-	-	-	-	-	-	-	522	-
RUDD PUBLIC LIBRARY	NC	A	$934	-	-	-	-	$934	$12,353	460	$26.85
RUTHVEN PUBLIC LIBRA	NW	B	$940	-	-	$320	-	$1,260	$9,768	769	$12.70
SABULA PUBLIC LIBRAR	EC	B	$1,596	-	-	$460	-	$2,056	$23,041	824	$27.96
SAC CITY PUBLIC LIBR	NW	D	$7,680	-	$656	$3,231	-	$11,567	$45,814	3,000	$15.27
SAINT ANSGAR PUBLIC	NC	C	-	$1,820	$340	-	$258	$2,418	$34,372	1,100	$31.25
SALEM PUBLIC LIBRARY	SE	A	$569	-	$166	-	-	$735	$3,689	463	$7.97
SANBORN PUBLIC LIBRA	NW	C	-	$1,846	$3,111	$1,142	-	$6,099	$27,814	1,398	$19.90
SCHLESWIG PUBLIC LIB	NW	B	$1,430	-	$888	$495	-	$2,813	$7,185	868	$8.28
SCOTT COUNTY LIBRARY	SE	I	$30,529	-	$1,818	$45,960	$25,921	$104,228	$426,792	29,377	$14.53
SEYMOUR PUBLIC LIBRA	SW	C	-	$3,777	-	-	-	$3,777	$7,021	1,036	$6.78
SHEFFIELD PUBLIC LIB	NC	C	$2,169	-	$3,533	-	-	$5,702	$40,564	1,224	$33.14
SHELDON PUBLIC LIBRA	NW	E	$8,278	-	$7,522	-	-	$15,800	$110,013	5,003	$21.99
SHELL ROCK PUBLIC LI	NE	C	$1,563	-	$2,006	$1,664	$43,749	$48,982	$61,484	1,478	$41.60
SHELLSBURG PUBLIC LI	EC	B	$1,205	-	-	$732	-	$1,937	$9,424	771	$12.22
SHENANDOAH PUBLIC LI	SW	E	$10,610	-	$1,684	$1,900	-	$14,194	$117,086	6,274	$18.66
SIBLEY PUBLIC LIBRAR	NW	D	$9,971	-	-	$5,671	-	$15,642	$62,156	3,051	$20.37
SIDNEY PUBLIC LIBRAR	SW	C	-	$250	-	$300	-	$550	$7,738	1,308	$5.92
SIGOURNEY PUBLIC LIB	SE	C	$2,802	-	-	$3,436	-	$6,238	$32,315	2,330	$13.87
SILVER CITY PUBLIC L	SW	A	$673	-	$406	$1,010	-	$2,089	$5,371	291	$18.46
SIOUX CENTER PUBLIC	NW	D	$10,927	-	$4,650	$20,403	-	$35,980	$171,076	4,588	$37.29
SIOUX CITY PUBLIC LI	NW	H	$58,096	-	$19,230	$186,232	$2,658,174	$2,921,732	$4,065,443	82,003	$49.58
SIOUX RAPIDS PUBLIC	NW	B	$400	$1,500	-	-	-	$1,900	$8,692	897	$9.69
SLATER PUBLIC LIBRAR	CE	C	$2,662	-	-	$1,000	-	$3,662	$28,461	1,312	$21.69
SLOAN PUBLIC LIBRARY	NW	B	$1,270	-	$200	-	-	$1,470	$4,310	978	$4.41
SOLON PUBLIC LIBRARY	EC	B	$378	$638	$1,610	$148	$398	$3,172	$24,153	969	$24.93
SOMERS PUBLIC LIBRAR	NW	A	$704	-	-	-	-	$704	$7,578	220	$34.45
SOUTH ENGLISH PUBLIC	SE	A	-	$360	-	$467	-	$827	$4,923	211	$23.33
SPENCER PUBLIC LIBRA	NW	F	$23,059	-	$675	$15,582	$31,500	$70,816	$242,898	11,726	$20.71
SPILLVILLE PUBLIC LI	NE	A	$225	$600	$2,136	$359	-	$3,320	$10,944	415	$26.37
SPIRIT LAKE PUBLIC L	NW	D	$5,907	-	$485	$5,582	$208,565	$220,539	$276,976	3,976	$69.66
SPRINGVILLE PUBLIC L	EC	C	-	$2,500	$1,783	$562	-	$4,845	$14,431	1,165	$12.39
STACYVILLE PUBLIC LI	NC	B	$53	$1,859	$238	$995	-	$3,145	$17,941	538	$33.35
STANHOPE PUBLIC LIBR	NC	A	$533	$3,600	-	$1,023	$7,037	$12,193	$20,411	492	$41.49
STANTON PUBLIC LIBRA	SW	B	-	-	-	-	-	-	$7,795	747	$10.44
STANWOOD PUBLIC LIBR	EC	B	$1,168	-	$313	$411	-	$1,892	$5,730	705	$8.13
STATE CENTER PUBLIC	CE	C	$3,453	-	$1,855	$8,493	$9,610	$23,411	$68,810	1,292	$53.26
STEAMBOAT ROCK PUBLI	NC	A	$1,099	$817	-	$1,063	-	$2,979	$15,078	387	$38.96
STOCKPORT PUBLIC LIB	SE	A	$716	-	-	$869	-	$1,585	$5,542	272	$20.38
STORM LAKE PUBLIC LI	NW	E	$16,000	-	$1,000	$2,500	-	$19,500	$132,262	8,814	$15.01

LIBRARY REPORT OF EXPENDITURES

(PART 1)

NAME	REG	SZ. CD.	SALARIES AND WAGES	FRINGE BENEFITS	CITY/COUNTY BENEFITS	BOOKS	PERIOD., SERIALS	MICROFORM	RECORDING	COMPUTER SOFTWARE	OTHER MATERIALS	SUBTOTAL
STORY CITY PUBLIC LI	CE	D	$17,144	$1,807	-	$8,008	$1,048	-	$954	-	-	$28,961
STRATFORD PUBLIC LIB	NC	B	$6,588	-	-	$2,376	$573	-	-	$275	$121	$9,933
STRAWBERRY POINT PUB	NE	C	$11,209	$578	-	$6,644	-	-	-	$105	-	$18,536
STUART PUBLIC LIBRAR	SW	C	$11,700	$1,900	-	$3,780	$1,050	-	-	-	$290	$18,720
SUMNER PUBLIC LIBRAR	NE	C	$23,193	$75	$3,222	$9,529	$1,148	-	$1,327	-	$413	$38,907
SUTHERLAND PUBLIC LI	NW	B	$5,583	$1,046	$2	$1,761	$594	-	$45	-	-	$9,031
SWALEDALE PUBLIC LIB	NC	A	$2,725	$612	-	$1,875	$523	-	-	-	$273	$6,008
SWEA CITY PUBLIC LIB	NC	B	$7,295	-	$853	$3,157	$688	-	$477	-	$357	$12,827
TABOR PUBLIC LIBRARY	SW	C	$3,313	$368	-	$1,745	-	-	-	-	-	$5,426
TAMA PUBLIC LIBRARY	EC	D	$19,924	$3,809	-	$9,717	$1,212	-	-	-	-	$34,662
TERRIL PUBLIC LIBRAR	NW	A	$5,270	$897	-	$2,834	$392	-	-	-	-	$9,393
THOMPSON PUBLIC LIBR	NC	B	$5,220	$610	-	$2,320	$260	-	$134	-	$193	$8,737
THORNTON PUBLIC LIBR	NC	A	$4,048	$2,210	-	$3,200	$150	-	$1,000	-	$100	$10,708
TIPTON PUBLIC LIBRAR	EC	D	$33,538	-	-	$14,773	$1,078	-	-	-	-	$49,389
TITONKA PUBLIC LIBRA	NC	B	$6,417	$675	-	$1,517	$1,016	-	-	$102	-	$9,727
TOLEDO PUBLIC LIBRAR	EC	C	$12,600	-	-	$6,800	$1,600	-	-	-	-	$21,000
TRAER PUBLIC LIBRARY	EC	C	$8,983	$2,419	$870	$3,991	$1,338	-	$383	-	-	$17,984
TRIPOLI PUBLIC LIBRA	NE	C	$16,690	$5,914	-	$6,724	$1,083	-	$4,321	$126	-	$34,858
TRURO PUBLIC LIBRARY	CE	A	$3,968	-	-	$500	$1,000	-	-	-	$10	$5,478
UNION PUBLIC LIBRARY	NC	B	$4,590	$524	$115	$14,826	$1,710	-	$5,059	$100	$733	$27,657
URBANDALE PUBLIC LIB	CE	F	$261,961	$45,318	-	$81,601	$6,379	-	-	$21,738	-	$416,997
VAN HORNE PUBLIC LIB	EC	B	$4,755	-	$364	$2,961	$475	-	$920	-	$269	$9,744
VAN METER PUBLIC LIB	CE	B	$9,366	$1,216	-	$3,671	$3,423	-	-	-	-	$17,676
VARINA PUBLIC LIBRAR	NW	A	$1,245	$173	-	$881	-	-	-	-	$67	$2,366
VENTURA PUBLIC LIBRA	NC	B	$6,923	-	$895	$3,817	$452	-	$199	$204	$42	$12,532
VICTOR PUBLIC LIBRAR	EC	C	$8,351	$1,404	$34	$1,412	$684	-	-	-	-	$11,885
VILLISCA PUBLIC LIBR	SW	C	$9,000	$1,500	-	$3,900	$900	-	$200	-	-	$15,500
VINTON PUBLIC LIBRAR	EC	E	$32,397	$4,547	-	$12,060	$1,449	-	$483	-	-	$50,936
VOLGA PUBLIC LIBRARY	NE	A	$1,095	-	-	$750	$352	-	$155	-	-	$2,352
WADENA PUBLIC LIBRAR	NE	A	-	-	-	$1,003	$1,291	-	$51	-	-	$2,345
WALL LAKE PUBLIC LIB	NW	B	$7,458	$778	-	$4,767	$1,018	-	$120	$150	$500	$14,791
WALNUT PUBLIC LIBRAR	SW	B	$4,999	$631	-	$840	$134	-	-	-	-	$6,604
WAPELLO PUBLIC LIBRA	SE	C	$10,362	$1,200	-	$6,700	$485	-	-	-	-	$18,747
WASHINGTON PUBLIC LI	SE	E	$57,323	$11,151	-	$16,910	$3,262	-	$846	-	$125	$89,617
WATERLOO PUBLIC LIBR	NE	H	$476,294	$144,944	-	$100,289	$34,873	-	$5,627	$810	-	$762,837
WAUCOMA PUBLIC LIBRA	NE	A	-	-	-	$2,840	-	-	-	$75	$853	$3,768
WAUKEE PUBLIC LIBRAR	CE	C	$13,835	$1,675	-	$2,300	$178	-	$450	-	-	$18,438
WAUKON PUBLIC LIBRAR	NE	D	$33,030	-	$3,794	$13,911	$2,986	-	$1,505	$327	$2,213	$57,766
WAVERLY PUBLIC LIBRA	NE	E	$102,044	$17,493	-	$25,221	$5,624	-	$2,502	-	-	$152,884
WEBB PUBLIC LIBRARY	NW	A	$2,991	$1,028	-	$949	$272	-	-	-	-	$5,240
WEBSTER CITY PUBLIC	NC	E	$122,718	$18,770	-	$30,088	$3,901	-	$2,761	-	$557	$178,795
WELLMAN PUBLIC LIBRA	SE	C	$6,830	$719	-	$2,575	$200	-	$300	-	-	$10,624
WELLSBURG PUBLIC LIB	NE	B	$11,793	$312	-	$2,725	$501	-	$834	-	$1,210	$17,375
WESLEY PUBLIC LIBRAR	NC	B	$5,818	-	-	$3,666	-	-	-	-	-	$9,484
WEST BEND PUBLIC LIB	NC	B	$11,969	$1,557	-	$5,480	$1,005	-	$1,578	$1,349	$1,826	$24,764
WEST BRANCH PUBLIC L	EC	C	$22,706	$3,026	-	$7,798	$833	-	$1,166	$102	-	$35,631
WEST DES MOINES PUBL	CE	F	$312,843	-	$82,755	$84,672	$6,864	-	$3,984	$289	-	$491,407
WEST LIBERTY PUBLIC	SE	D	$16,680	$2,192	-	$5,368	$1,866	-	-	-	-	$26,106

LIBRARY REPORT OF EXPENDITURES

(PART 2)

NAME	REG	SZ. CD.	PLANT OPERATIONS	CITY/COUNTY PLANT OPER.	EQUIPMENT	OTHER OPER. EXPENDITURE	CAPITAL OUTLAY	SUBTOTAL	TOTAL	POPULATION OF LIBRARY	PER CAPITA EXPENDITURE
STORY CITY PUBLIC LI	CE	D	-	$2,725	$208	$1,104	-	$4,037	$32,998	2,762	$11.95
STRATFORD PUBLIC LIB	NC	B	$2,812	$200	-	$875	-	$3,887	$13,820	806	$17.15
STRAWBERRY POINT PUB	NE	C	$1,179	-	$2,478	-	$2,219	$5,876	$24,412	1,463	$16.69
STUART PUBLIC LIBRAR	SW	C	$1,440	$1,280	-	$670	-	$3,390	$22,110	1,650	$13.40
SUMNER PUBLIC LIBRAR	NE	C	$1,898	-	$477	$3,341	$3,023	$8,739	$47,646	2,335	$20.41
SUTHERLAND PUBLIC LI	NW	B	$2,291	$217	-	$1,416	$13,429	$17,353	$26,384	897	$29.41
SWALEDALE PUBLIC LIB	NC	A	$1,083	-	-	$357	-	$1,440	$7,448	186	$40.04
SWEA CITY PUBLIC LIB	NC	B	$628	$797	-	$1,038	-	$2,463	$15,290	813	$18.81
TABOR PUBLIC LIBRARY	SW	C	$1,423	-	-	$975	-	$2,398	$7,824	1,088	$7.19
TAMA PUBLIC LIBRARY	EC	D	$5,951	-	-	$4,278	-	$10,229	$44,891	2,968	$15.13
TERRIL PUBLIC LIBRAR	NW	A	$2,937	-	-	-	-	$2,937	$12,330	420	$29.36
THOMPSON PUBLIC LIBR	NC	B	$186	$900	-	$141	-	$1,227	$9,964	668	$14.92
THORNTON PUBLIC LIBR	NC	A	$1,600	-	$420	$2,100	-	$4,120	$14,828	442	$33.55
TIPTON PUBLIC LIBRAR	EC	D	$2,076	-	-	$4,092	$6,991	$13,159	$62,548	3,055	$20.47
TITONKA PUBLIC LIBRA	NC	B	$1,363	-	$427	$1,605	-	$3,395	$13,122	607	$21.62
TOLEDO PUBLIC LIBRAR	EC	C	$3,400	-	-	$310	$800	$4,510	$25,510	2,445	$10.43
TRAER PUBLIC LIBRARY	EC	C	$2,155	-	-	$4,426	-	$6,581	$24,565	1,703	$14.42
TRIPOLI PUBLIC LIBRA	NE	C	$2,054	-	$739	$1,137	-	$3,930	$38,788	1,280	$30.30
TRURO PUBLIC LIBRARY	CE	A	$600	-	$50	$103	-	$753	$6,231	407	$15.31
UNION PUBLIC LIBRARY	NC	B	$3,066	$200	$703	$4,109	-	$8,078	$35,735	515	$69.39
URBANDALE PUBLIC LIB	CE	F	$21,502	-	$9,557	$43,813	-	$74,872	$491,869	17,869	$27.53
VAN HORNE PUBLIC LIB	EC	B	-	$1,883	-	$148	$100	$2,131	$11,875	682	$17.41
VAN METER PUBLIC LIB	CE	B	$1,400	-	-	$1,251	-	$2,651	$20,327	747	$27.21
VARINA PUBLIC LIBRAR	NW	A	$576	-	-	$451	-	$1,027	$3,393	122	$27.81
VENTURA PUBLIC LIBRA	NC	B	$253	$954	-	$2,189	$1,082	$4,478	$17,010	614	$27.70
VICTOR PUBLIC LIBRAR	EC	C	$2,986	-	$7,113	$7,472	$121,040	$138,611	$150,496	1,046	$143.88
VILLISCA PUBLIC LIBR	SW	C	$3,000	-	-	$1,700	$2,600	$7,300	$22,800	1,434	$15.90
VINTON PUBLIC LIBRAR	EC	E	$3,263	-	$289	$3,553	$3,141	$10,246	$61,182	5,040	$12.14
VOLGA PUBLIC LIBRARY	NE	A	-	$3,500	-	-	$3,019	$6,519	$8,871	310	$28.62
WADENA PUBLIC LIBRAR	NE	A	$1,174	-	$470	$1,197	$26,370	$29,211	$31,556	230	$137.20
WALL LAKE PUBLIC LIB	NW	B	-	$750	-	$150	-	$900	$15,691	892	$17.59
WALNUT PUBLIC LIBRAR	SW	B	$1,179	-	-	$1,062	$9	$2,250	$8,854	897	$9.87
WAPELLO PUBLIC LIBRA	SE	C	$2,226	-	-	$1,250	$3,350	$6,826	$25,573	2,011	$12.72
WASHINGTON PUBLIC LI	SE	E	$5,655	-	$4,748	$7,804	$4,800	$23,007	$112,624	6,584	$17.11
WATERLOO PUBLIC LIBR	NE	H	$111,806	-	$97,284	$83,398	$21,656	$314,144	$1,076,981	75,985	$14.17
WAUCOMA PUBLIC LIBRA	NE	A	$175	$1,200	$750	$283	$5,500	$7,908	$11,676	308	$37.91
WAUKEE PUBLIC LIBRAR	CE	C	$2,165	-	-	$4,390	$27,000	$33,555	$51,993	2,227	$23.35
WAUKON PUBLIC LIBRAR	NE	D	-	$5,579	$941	$2,018	-	$8,538	$66,304	3,983	$16.65
WAVERLY PUBLIC LIBRA	NE	E	$9,123	-	$1,600	$19,240	-	$29,963	$182,847	8,444	$21.65
WEBB PUBLIC LIBRARY	NW	A	$714	$1,500	$63	$784	-	$3,061	$8,301	222	$37.39
WEBSTER CITY PUBLIC	NC	E	$9,090	-	$1,923	$24,813	-	$35,826	$214,621	8,572	$25.04
WELLMAN PUBLIC LIBRA	SE	C	$233	$1,168	$85	$1,199	-	$2,685	$13,309	1,125	$11.83
WELLSBURG PUBLIC LIB	NE	B	$150	$1,564	$355	$968	-	$3,037	$20,412	761	$26.82
WESLEY PUBLIC LIBRAR	NC	B	$1,316	-	-	$608	-	$1,924	$11,408	598	$19.08
WEST BEND PUBLIC LIB	NC	B	$2,577	-	$1,495	$1,780	-	$5,852	$30,616	941	$32.54
WEST BRANCH PUBLIC L	EC	C	$2,767	-	$1,160	$5,050	$42,392	$51,369	$87,000	1,867	$46.60
WEST DES MOINES PUBL	CE	F	$19,632	-	$3,000	$71,360	-	$93,992	$585,399	21,894	$26.74
WEST LIBERTY PUBLIC	SE	D	$1,571	-	$1,485	$3,533	-	$6,589	$32,695	2,723	$12.01

LIBRARY REPORT OF EXPENDITURES

(PART 1)

NAME	REG	SZ. CD.	SALARIES AND WAGES	FRINGE BENEFITS	CITY/COUNTY BENEFITS	BOOKS	PERIOD., SERIALS	MICROFORM	RECORDING	COMPUTER SOFTWARE	OTHER MATERIALS	SUBTOTAL
WEST POINT PUBLIC LI	SE	C	$8,828	-	-	$900	$800	$550	$1,100	-	-	$12,178
WEST UNION PUBLIC LI	NE	D	$18,010	$2,371	$2,371	$9,865	$1,079	-	$1,100	-	-	$34,796
WESTGATE PUBLIC LIBR	NE	A	$2,000	$125	-	$2,500	$250	-	-	-	-	$4,875
WESTSIDE PUBLIC LIBR	NW	A	-	-	-	$1,494	$57	-	$226	-	$145	$1,922
WHAT CHEER PUBLIC LI	SE	B	$4,160	$630	-	$685	-	-	-	-	-	$5,475
WHEATLAND PUBLIC LIB	EC	B	$2,936	-	$378	$1,671	$150	-	-	$175	-	$5,310
WHITING PUBLIC LIBRA	NW	B	$7,020	$1,064	-	$6,721	$603	-	$85	$230	$491	$16,214
WHITTEMORE PUBLIC LI	NC	B	$13,581	$1,768	-	$6,018	$942	$930	$1,604	-	$1,794	$26,637
WILLIAMS PUBLIC LIBR	NC	A	$3,744	$568	-	$2,332	$358	-	-	-	-	$7,002
WILLIAMSBURG PUBLIC	EC	C	$16,220	$2,005	-	$8,768	$1,462	-	$2,222	-	-	$30,677
WILTON PUBLIC LIBRAR	SE	D	$16,375	$2,042	-	$9,787	-	-	-	-	-	$28,204
WINFIELD PUBLIC LIBR	SE	C	$7,661	$2,064	-	$833	-	-	$12	$35	$332	$10,937
WINTERSET PUBLIC LIB	CE	D	$45,888	-	$9,942	$17,670	$2,322	-	$1,977	-	$3,317	$81,116
WINTHROP PUBLIC LIBR	NE	B	$5,457	-	$922	$3,700	$162	-	-	-	-	$10,241
WODEN PUBLIC LIBRARY	NC	A	$3,380	$761	-	$1,575	$197	-	-	$55	$75	$6,043
WOODBINE PUBLIC LIBR	SW	C	$12,974	$970	$281	$5,981	-	-	$294	$673	-	$21,173
WOODBURY COUNTY LIBR	NW	I	$55,593	$12,476	$12,476	$10,814	-	-	-	-	-	$91,359
WOODWARD PUBLIC LIBR	CE	C	$9,294	$1,239	-	$6,057	$351	-	$192	$59	-	$17,192
WYOMING PUBLIC LIBRA	EC	B	$4,518	-	$576	$1,740	$114	-	$299	-	-	$7,247
ZEARING PUBLIC LIBRA	CE	B	$6,049	$269	-	$915	$19	-	$279	-	$301	$7,832

LIBRARY REPORT OF EXPENDITURES

(PART 2)

NAME	REG	SZ. CD.	PLANT OPERATIONS	CITY/COUNTY PLANT OPER.	EQUIPMENT	OTHER OPER. EXPENDITURE	CAPITAL OUTLAY	SUBTOTAL	TOTAL	POPULATION OF LIBRARY	PER CAPITA EXPENDITURE
WEST POINT PUBLIC LI	SE	C	$2,916	-	-	-	$3,398	$6,314	$18,492	1,133	$16.32
WEST UNION PUBLIC LI	NE	D	$1,928	-	-	$749	$1,339	$4,016	$38,812	2,783	$13.95
WESTGATE PUBLIC LIBR	NE	A	-	-	-	-	-	-	$4,875	263	$18.54
WESTSIDE PUBLIC LIBR	NW	A	$1,500	-	-	-	-	$1,500	$3,422	387	$8.84
WHAT CHEER PUBLIC LI	SE	B	$273	$1,200	-	$230	-	$1,703	$7,178	803	$8.94
WHEATLAND PUBLIC LIB	EC	B	-	$1,078	$1,575	-	$1,700	$4,353	$9,663	840	$11.50
WHITING PUBLIC LIBRA	NW	B	$1,068	-	$2,228	$583	$4,243	$8,122	$24,336	734	$33.16
WHITTEMORE PUBLIC LI	NC	B	$3,316	-	$8,815	$2,182	-	$14,313	$40,950	647	$63.29
WILLIAMS PUBLIC LIBR	NC	A	$1,002	-	$2,759	$616	-	$4,377	$11,379	410	$27.75
WILLIAMSBURG PUBLIC	EC	C	$2,747	-	-	$2,888	$8,308	$13,943	$44,620	2,033	$21.95
WILTON PUBLIC LIBRAR	SE	D	$1,171	-	$2,772	$2,286	-	$6,229	$34,433	2,502	$13.76
WINFIELD PUBLIC LIBR	SE	C	$857	$900	-	$1,700	-	$3,457	$14,394	1,042	$13.81
WINTERSET PUBLIC LIB	CE	D	$1,654	$3,052	$1,615	$15,230	-	$21,551	$102,667	4,021	$25.53
WINTHROP PUBLIC LIBR	NE	B	-	$1,559	$198	$1,260	$20,500	$23,517	$33,758	767	$44.01
WODEN PUBLIC LIBRARY	NC	A	$533	-	$103	-	$437	$1,073	$7,116	287	$24.79
WOODBINE PUBLIC LIBR	SW	C	$1,543	-	$804	$2,841	-	$5,188	$26,361	1,463	$18.02
WOODBURY COUNTY LIBR	NW	I	$12,128	-	-	$3,103	-	$15,231	$106,590	12,693	$8.40
WOODWARD PUBLIC LIBR	CE	C	$3,373	-	-	$2,744	-	$6,117	$23,309	1,212	$19.23
WYOMING PUBLIC LIBRA	EC	B	$2,055	$221	-	$167	-	$2,443	$9,690	702	$13.80
ZEARING PUBLIC LIBRA	CE	B	$919	-	$89	-	-	$1,008	$8,840	630	$14.03

IV Acquisitions

* Total by Region
* Total by Library

REPORT OF ACQUISITIONS - REGION CE TOTAL

SIZE GROUP	NO. TOT	LIB RPT	PRINT VOLUMES	GOV. DOC.	SERIALS PERIOD.	MICRO-FORMS	AUDIO	FILMS	VIDEO	COMPUTER SOFTWARE	OTHER	TOTAL	ACQUIS. PER CAP	PERCENT ADDED
A- 0 - 499	118	7	2,439	5	16	-----	13	-----	95	-----	26	2,594	1.22	5.19
B- 500 - 999	141	17	11,699	3	34	-----	147	-----	401	45	150	12,479	1.01	8.52
C- 1,000 - 2,499	146	17	13,606	32	135	7	237	-----	395	29	183	14,624	.54	7.53
D- 2,500 - 4,999	52	7	10,574	19	46	-----	318	-----	275	24	156	11,412	.48	6.75
E- 5,000 - 9,999	36	5	19,555	-----	38	1	476	-----	193	12	52	20,327	.58	13.60
F- 10,000 - 24,999	12	6	30,432	12	40	-----	1,739	-----	771	1	713	33,708	.36	8.63
G- 25,000 - 49,999	9	2	20,885	-----	16	-----	1,633	-----	427	1	36	22,998	.32	10.52
H- OVER - 50,000	8	1	71,144	6,854	7	-----	1,541	-----	1,069	18	25	80,658	.42	13.69
I-COUNTY LIBRARIES	3	0	-----	-----	-----	-----	----	-----	----	-----	-----	-------	-----	------
REGION CE TOTAL	**525**	**62**	**180,334**	**6,925**	**332**	**8**	**6,104**	**-----**	**3,626**	**130**	**1,341**	**198,800**	**.43**	**10.42**

REPORT OF ACQUISITIONS - REGION EC TOTAL

SIZE GROUP	NO. TOT	LIB RPT	PRINT VOLUMES	GOV. DOC.	SERIALS PERIOD.	MICRO-FORMS	AUDIO	FILMS	VIDEO	COMPUTER SOFTWARE	OTHER	TOTAL	ACQUIS. PER CAP	PERCENT ADDED
A- 0 - 499	118	7	2,265	32	14	-----	32	-----	85	13	14	2,455	.97	5.89
B- 500 - 999	141	22	12,831	59	39	4	163	2	525	29	161	13,813	.85	7.30
C- 1,000 - 2,499	146	18	15,957	649	71	4	366	-----	550	32	510	18,139	.63	6.50
D- 2,500 - 4,999	52	8	11,259	-----	64	2	479	-----	353	32	35	12,224	.39	7.65
E- 5,000 - 9,999	36	4	10,045	15	37	1	454	-----	302	10	61	10,925	.39	6.94
F- 10,000 - 24,999	12	1	5,587	-----	2	1	91	-----	295	-----	65	6,041	.31	9.29
G- 25,000 - 49,999	9	1	6,109	-----	15	-----	301	-----	9	20	1	6,455	.20	4.59
H- OVER - 50,000	8	2	43,282	838	32	-----	3,741	-----	2,050	29	209	50,181	.31	11.14
I-COUNTY LIBRARIES	3	0	-----	-----	-----	-----	----	-----	----	-----	-----	-------	-----	------
REGION EC TOTAL	**525**	**63**	**107,335**	**1,593**	**274**	**12**	**5,627**	**2**	**4,169**	**165**	**1,056**	**120,233**	**.38**	**8.11**

REPORT OF ACQUISITIONS - REGION NC TOTAL

SIZE GROUP	NO. TOT	LIB RPT	PRINT VOLUMES	GOV. DOC.	SERIALS PERIOD.	MICRO-FORMS	AUDIO	FILMS	VIDEO	COMPUTER SOFTWARE	OTHER	TOTAL	ACQUIS. PER CAP	PERCENT ADDED
A- 0 - 499	118	30	13,213	722	76	1,002	432	-----	1,195	96	169	16,905	1.61	7.29
B- 500 - 999	141	21	11,745	137	99	2	586	1	1,170	39	390	14,169	.98	6.49
C- 1,000 - 2,499	146	14	10,561	3	52	7	372	-----	520	26	82	11,623	.57	5.95
D- 2,500 - 4,999	52	9	12,929	-----	56	2	483	-----	407	14	177	14,068	.42	6.45
E- 5,000 - 9,999	36	5	12,636	5	22	-----	452	51	338	17	154	13,675	.37	6.28
F- 10,000 - 24,999	12	0	-----	-----	-----	-----	----	-----	----	-----	-----	-------	-----	------
G- 25,000 - 49,999	9	2	10,548	-----	2	-----	293	-----	113	-----	1,056	12,012	.20	7.67
H- OVER - 50,000	8	0	-----	-----	-----	-----	----	-----	----	-----	-----	-------	-----	------
I-COUNTY LIBRARIES	3	0	-----	-----	-----	-----	----	-----	----	-----	-----	-------	-----	------
REGION NC TOTAL	525	81	71,632	867	307	1,013	2,618	52	3,743	192	2,028	82,452	.47	6.66

REPORT OF ACQUISITIONS - REGION NE TOTAL

SIZE GROUP	NO. TOT	LIB RPT	PRINT VOLUMES	GOV. DOC.	SERIALS PERIOD.	MICRO-FORMS	AUDIO	FILMS	VIDEO	COMPUTER SOFTWARE	OTHER	TOTAL	ACQUIS. PER CAP	PERCENT ADDED
A- 0 - 499	118	16	4,861	227	75	25	196	-----	224	63	137	5,808	1.15	6.31
B- 500 - 999	141	24	14,356	68	65	329	268	-----	451	70	137	15,744	.88	6.75
C- 1,000 - 2,499	146	25	17,763	84	113	7	752	-----	812	71	1,152	20,754	.51	5.64
D- 2,500 - 4,999	52	8	10,802	12	35	1	302	-----	522	63	948	12,685	.41	5.88
E- 5,000 - 9,999	36	4	10,412	-----	20	-----	213	-----	203	5	88	10,941	.36	6.68
F- 10,000 - 24,999	12	0	-----	-----	-----	-----	----	-----	----	-----	-----	-------	-----	------
G- 25,000 - 49,999	9	1	7,343	-----	13	-----	64	-----	147	-----	-----	7,567	.21	7.49
H- OVER - 50,000	8	2	14,787	5,781	59	156	1,122	-----	352	27	1,365	23,649	.17	6.27
I-COUNTY LIBRARIES	3	1	1,930	-----	1	-----	11	-----	----	3	-----	1,945	.10	4.79
REGION NE TOTAL	525	81	82,254	6,172	381	518	2,928	-----	2,711	302	3,827	99,093	.31	6.23

REPORT OF ACQUISITIONS - REGION NW TOTAL

SIZE GROUP	NO. TOT	LIB RPT	PRINT VOLUMES	GOV. DOC.	SERIALS PERIOD.	MICRO-FORMS	AUDIO	FILMS	VIDEO	COMPUTER SOFTWARE	OTHER	TOTAL	ACQUIS. PER CAP	PERCENT ADDED
A- 0 - 499	118	23	7,378	17	88	-----	49	-----	390	61	156	8,139	1.21	5.57
B- 500 - 999	141	29	13,395	38	73	-----	174	-----	488	35	157	14,360	.67	5.09
C- 1,000 - 2,499	146	27	19,805	14	79	1	509	1	556	213	187	21,365	.53	5.79
D- 2,500 - 4,999	52	10	13,921	7	36	6	663	-----	254	35	235	15,157	.43	6.19
E- 5,000 - 9,999	36	7	15,618	26	46	120	1,306	-----	592	45	385	18,138	.34	5.93
F- 10,000 - 24,999	12	1	1,523	-----	2	2	96	-----	2	2	903	2,530	.22	3.66
G- 25,000 - 49,999	9	0	-----	-----	-----	-----	----	-----	----	-----	-----	-------	-----	------
H- OVER - 50,000	8	1	21,040	4,781	14	-----	331	24	388	26	-----	26,604	.32	10.49
I-COUNTY LIBRARIES	3	1	1,453	-----	-----	-----	32	-----	----	-----	-----	1,485	.12	2.75
REGION NW TOTAL	525	99	94,133	4,883	338	129	3,160	25	2,670	417	2,023	107,778	.41	6.25

REPORT OF ACQUISITIONS - REGION SE TOTAL

SIZE GROUP	NO. TOT	LIB RPT	PRINT VOLUMES	GOV. DOC.	SERIALS PERIOD.	MICRO-FORMS	AUDIO	FILMS	VIDEO	COMPUTER SOFTWARE	OTHER	TOTAL	ACQUIS. PER CAP	PERCENT ADDED
A- 0 - 499	118	10	4,111	7	31	-----	21	-----	56	-----	29	4,255	1.24	6.90
B- 500 - 999	141	11	4,953	21	27	2	368	1	263	2	291	5,928	.77	4.82
C- 1,000 - 2,499	146	15	8,493	32	39	1	170	8	299	13	207	9,262	.43	4.65
D- 2,500 - 4,999	52	4	4,437	-----	16	261	237	-----	211	7	17	5,186	.42	5.05
E- 5,000 - 9,999	36	4	9,263	-----	61	-----	422	-----	226	2	287	10,261	.34	5.79
F- 10,000 - 24,999	12	4	17,001	-----	27	8	732	21	302	13	505	18,609	.30	5.07
G- 25,000 - 49,999	9	3	16,317	3	69	6	978	-----	469	1	93	17,936	.21	6.64
H- OVER - 50,000	8	1	16,661	-----	-----	14	904	-----	317	-----	1	17,897	.17	4.09
I-COUNTY LIBRARIES	3	1	4,874	-----	-----	-----	386	-----	188	-----	201	5,649	.19	5.27
REGION SE TOTAL	525	53	86,110	63	270	292	4,218	30	2,331	38	1,631	94,983	.27	5.15

REPORT OF ACQUISITIONS - REGION SW TOTAL

SIZE GROUP	NO. TOT	LIB RPT	PRINT VOLUMES	GOV. DOC.	SERIALS PERIOD.	MICRO-FORMS	AUDIO	FILMS	VIDEO	COMPUTER SOFTWARE	OTHER	TOTAL	ACQUIS. PER CAP	PERCENT ADDED
A- 0 - 499	118	14	6,957	39	36	1	43	-----	35	2	59	7,172	1.33	7.19
B- 500 - 999	141	11	5,624	33	22	-----	175	10	90	13	212	6,179	.77	6.72
C- 1,000 - 2,499	146	23	16,154	31	101	382	303	2	231	47	516	17,767	.51	5.03
D- 2,500 - 4,999	52	5	4,840	-----	59	1	290	-----	429	1	156	5,776	.33	5.04
E- 5,000 - 9,999	36	7	11,485	76	40	3	670	-----	420	50	108	12,852	.28	5.12
F- 10,000 - 24,999	12	0	-----	-----	-----	-----	----	-----	----	-----	-----	-------	-----	------
G- 25,000 - 49,999	9	0	-----	-----	-----	-----	----	-----	----	-----	-----	-------	-----	------
H- OVER - 50,000	8	1	6,209	4,874	16	-----	319	-----	142	-----	6	11,566	.20	5.76
I-COUNTY LIBRARIES	3	0	-----	-----	-----	-----	----	-----	----	-----	-----	-------	-----	------
REGION SW TOTAL	525	61	51,269	5,053	274	387	1,800	12	1,347	113	1,057	61,312	.37	5.52

LIBRARY REPORT OF ACQUISITIONS

NAME	PRINT VOLUMES	GOV. DOC.	SERIALS PERIOD.	MICRO-FORMS	AUDIO	FILMS	VIDEO	COMPUTER SOFTWARE	OTHER	TOTAL	ACQUIS. PER CAP	PERCENT ADDED
ACKLEY PUBLIC LIBRARY	704	-----	-----	-----	----	-----	40	-----	-----	744	.39	4.05
ADAIR PUBLIC LIBRARY	600	18	4	-----	----	-----	5	5	10	642	.73	9.18
ADEL PUBLIC LIBRARY	1,884	-----	-----	-----	----	-----	45	-----	-----	1,929	.68	9.57
AGENCY PUBLIC LIBRARY	182	-----	-----	-----	----	-----	----	-----	-----	182	.28	1.58
AKRON PUBLIC LIBRARY	1,002	3	1	-----	----	-----	8	-----	-----	1,014	.67	6.22
ALBERT CITY PUBLIC LIBRARY	483	-----	9	-----	----	-----	----	-----	12	504	.62	4.73
ALBIA PUBLIC LIBRARY	2,089	-----	4	260	27	-----	151	5	2	2,538	.61	6.36
ALBION PUBLIC LIBRARY	560	-----	-----	-----	----	-----	12	-----	5	577	.78	4.46
ALDEN PUBLIC LIBRARY	651	5	3	-----	5	-----	66	2	-----	732	.77	9.04
ALEXANDER PUBLIC LIBRARY	700	-----	-----	-----	61	-----	68	1	12	842	4.43	7.71
ALGONA PUBLIC LIBRARY	1,479	5	-----	-----	25	51	25	11	42	1,638	.26	4.46
ALLERTON PUBLIC LIBRARY	763	-----	-----	-----	----	-----	3	-----	-----	766	1.14	11.62
ALLISON PUBLIC LIBRARY	377	10	3	-----	----	-----	30	-----	-----	420	.37	2.92
ALTA PUBLIC LIBRARY	296	-----	-----	-----	----	-----	----	-----	-----	296	.17	2.94
ALTA VISTA PUBLIC LIBRARY	272	-----	1	-----	----	-----	2	20	50	345	1.10	5.85
ALTON PUBLIC LIBRARY	550	-----	7	-----	24	-----	----	2	-----	583	.59	6.58
ALTOONA PUBLIC LIBRARY	1,662	-----	17	-----	44	-----	24	10	11	1,768	.31	9.50
AMES PUBLIC LIBRARY	16,767	-----	6	-----	1,359	-----	279	1	36	18,448	.40	14.09
ANAMOSA PUBLIC LIBRARY	1,049	-----	1	-----	20	-----	----	-----	-----	1,070	.22	6.43
ANITA PUBLIC LIBRARY	345	-----	2	1	----	2	9	-----	14	373	.32	4.42
ANKENY PUBLIC LIBRARY	4,106	12	7	-----	177	-----	66	1	392	4,761	.31	8.53
ANTHON PUBLIC LIBRARY	313	-----	1	-----	6	-----	----	-----	-----	320	.47	3.22
APLINGTON PUBLIC LIBRARY	1,189	-----	2	-----	10	-----	1	-----	8	1,210	1.18	8.74
ARCHER PUBLIC LIBRARY	255	3	-----	-----	----	-----	----	-----	-----	258	1.93	5.18
ARLINGTON PUBLIC LIBRARY	236	-----	2	25	40	-----	5	7	2	317	.64	5.41
ARMSTRONG PUBLIC LIBRARY	322	-----	-----	-----	32	-----	----	-----	-----	354	.31	2.12
ARNOLDS PARK PUBLIC LIBRARY	651	2	3	-----	5	-----	28	5	-----	694	.66	6.68
ARTHUR PUBLIC LIBRARY	185	1	3	-----	15	-----	----	-----	-----	204	.71	6.20
ASHTON PUBLIC LIBRARY	730	-----	6	-----	4	-----	1	-----	-----	741	1.68	10.16
ATKINS PUBLIC LIBRARY	215	-----	6	-----	10	-----	34	-----	16	281	.41	4.32
ATLANTIC PUBLIC LIBRARY	1,400	-----	-----	2	----	-----	36	1	1	1,440	.18	4.02
AUDUBON PUBLIC LIBRARY	1,226	-----	9	-----	31	-----	241	-----	55	1,562	.55	6.33
AURELIA PUBLIC LIBRARY	500	-----	-----	-----	25	-----	65	5	-----	595	.52	5.47
AVOCA PUBLIC LIBRARY	606	2	4	3	18	-----	42	-----	13	688	.42	4.67
BAGLEY PUBLIC LIBRARY	395	-----	-----	-----	----	-----	----	-----	-----	395	1.07	5.64
BANCROFT PUBLIC LIBRARY	831	3	-----	-----	----	-----	52	1	21	908	.84	5.37
BATAVIA PUBLIC LIBRARY	104	-----	-----	-----	----	-----	36	-----	-----	140	.27	2.27
BATTLE CREEK PUBLIC LIBRARY	836	-----	-----	-----	----	-----	----	-----	-----	836	.91	8.60
BAYARD PUBLIC LIBRARY	760	-----	1	-----	130	-----	5	-----	149	1,045	1.64	7.75
BEAMAN PUBLIC LIBRARY	648	-----	19	-----	1	-----	59	3	19	749	3.42	12.66
BEDFORD PUBLIC LIBRARY	428	-----	-----	-----	1	-----	----	-----	-----	429	.25	2.08
BELLE PLAINE PUBLIC LIBRARY	791	-----	13	2	12	-----	93	27	18	956	.33	6.20
BELLEVUE PUBLIC LIBRARY	478	-----	4	4	107	-----	107	20	350	1,070	.44	6.40
BELMOND PUBLIC LIBRARY	1,201	-----	2	-----	24	-----	12	-----	8	1,247	.50	5.95
BENNETT PUBLIC LIBRARY	443	-----	2	-----	20	-----	7	-----	-----	472	1.03	10.03
BETTENDORF PUBLIC LIBRARY	4,440	-----	1	-----	350	-----	142	-----	10	4,943	.18	4.62
BIRMINGHAM PUBLIC LIBRARY	250	7	1	-----	----	-----	----	-----	7	265	.65	5.11
BLAIRSTOWN PUBLIC LIBRARY	674	1	-----	4	25	-----	34	10	6	754	1.08	8.60

LIBRARY REPORT OF ACQUISITIONS

NAME	PRINT VOLUMES	GOV. DOC.	SERIALS PERIOD.	MICRO-FORMS	AUDIO	FILMS	VIDEO	COMPUTER SOFTWARE	OTHER	TOTAL	ACQUIS. PER CAP	PERCENT ADDED
BLAKESBURG PUBLIC LIBRARY	200	-----	10	-----	1	-----	6	-----	-----	217	.54	7.08
BLOOMFIELD PUBLIC LIBRARY	1,022	-----	9	-----	50	-----	11	-----	-----	1,092	.38	6.47
BODE PUBLIC LIBRARY	412	-----	2	-----	5	-----	142	41	12	614	1.51	13.46
BONAPARTE PUBLIC LIBRARY	626	-----	-----	-----	----	-----	----	-----	10	636	1.30	5.75
BONDURANT PUBLIC LIBRARY	333	-----	-----	-----	----	-----	----	7	-----	340	.27	4.76
BOONE PUBLIC LIBRARY	3,806	-----	2	-----	242	-----	252	-----	12	4,314	.34	6.87
BOYDEN PUBLIC LIBRARY	1,056	-----	4	-----	8	-----	72	-----	-----	1,140	1.61	6.59
BRITT PUBLIC LIBRARY	476	-----	4	-----	7	-----	----	-----	-----	487	.22	2.40
BROOKLYN PUBLIC LIBRARY	350	-----	5	-----	5	-----	1	-----	-----	361	.24	4.93
BUFFALO CENTER PUBLIC LIBRAR	310	-----	1	-----	50	-----	8	12	6	387	.31	4.29
BURLINGTON PUBLIC LIBRARY	8,497	3	58	6	365	-----	236	1	-----	9,166	.31	11.12
BURT PUBLIC LIBRARY	492	-----	3	-----	7	-----	67	-----	-----	569	.83	7.61
BUSSEY PUBLIC LIBRARY	380	-----	-----	-----	5	-----	4	-----	-----	389	.67	5.23
CALAMUS PUBLIC LIBRARY	38	-----	-----	-----	----	-----	----	-----	-----	38	.08	1.53
CALLENDER PUBLIC LIBRARY	239	650	4	-----	13	-----	46	4	2	960	2.15	13.27
CALMAR PUBLIC LIBRARY	583	-----	25	-----	25	-----	2	3	25	663	.63	7.14
CAMANCHE PUBLIC LIBRARY	847	-----	10	-----	41	-----	----	-----	-----	898	.19	2.94
CAMBRIDGE PUBLIC LIBRARY	557	-----	-----	-----	2	-----	----	-----	-----	559	.76	7.86
CANTRIL PUBLIC LIBRARY	152	-----	-----	-----	----	-----	----	-----	-----	152	.51	4.51
CARLISLE PUBLIC LIBRARY	1,761	7	7	-----	6	-----	32	-----	7	1,820	.59	6.88
CARROLL PUBLIC LIBRARY	4,432	-----	31	-----	142	-----	123	-----	-----	4,728	.49	6.45
CASCADE PUBLIC LIBRARY	701	3	1	-----	----	-----	----	-----	10	715	.37	4.66
CASEY PUBLIC LIBRARY	542	-----	1	-----	4	-----	19	-----	-----	566	1.20	6.89
CEDAR FALLS PUBLIC LIBRARY	7,343	-----	13	-----	64	-----	147	-----	-----	7,567	.21	7.49
CEDAR RAPIDS PUBLIC LIBRARY	27,463	838	-----	-----	2,175	-----	934	5	133	31,548	.29	11.37
CENTER POINT PUBLIC LIBRARY	1,442	-----	8	-----	8	-----	114	-----	24	1,596	1.00	9.51
CENTERVILLE PUBLIC LIBRARY	1,659	-----	10	-----	54	-----	41	-----	-----	1,764	.27	5.72
CENTRAL CITY PUBLIC LIBRARY	524	-----	3	-----	3	-----	2	-----	-----	532	.50	3.64
CHARITON PUBLIC LIBRARY	686	-----	2	-----	198	-----	80	-----	6	972	.19	3.22
CHARLES CITY PUBLIC LIBRARY	4,611	-----	15	-----	70	-----	34	3	18	4,751	.54	12.90
CHARTER OAK PUBLIC LIBRARY	414	5	3	-----	----	-----	25	-----	-----	447	.73	7.32
CHELSEA PUBLIC LIBRARY	222	-----	5	-----	12	-----	3	8	-----	250	.66	3.33
CHEROKEE PUBLIC LIBRARY	966	-----	3	3	107	-----	75	-----	17	1,171	.17	4.71
CHURDAN PUBLIC LIBRARY	2,799	-----	10	-----	56	-----	69	20	-----	2,954	5.47	27.07
CLARE PUBLIC LIBRARY	385	-----	2	-----	----	-----	73	1	12	473	2.07	7.38
CLARENCE PUBLIC LIBRARY	190	-----	-----	-----	----	-----	5	-----	-----	195	.19	1.84
CLARINDA PUBLIC LIBRARY	1,278	-----	-----	-----	17	-----	----	-----	4	1,299	.24	2.89
CLARION PUBLIC LIBRARY	900	-----	12	2	20	-----	49	1	12	996	.33	6.44
CLARKSVILLE PUBLIC LIBRARY	948	45	10	-----	----	-----	31	-----	304	1,338	.94	9.72
CLEAR LAKE PUBLIC LIBRARY	1,719	-----	6	-----	35	-----	102	-----	3	1,865	.25	4.11
CLEARFIELD PUBLIC LIBRARY	273	-----	-----	-----	----	-----	----	-----	-----	273	.63	10.39
CLEGHORN PUBLIC LIBRARY	683	6	7	-----	6	-----	46	21	10	779	2.83	7.05
CLERMONT PUBLIC LIBRARY	527	-----	2	-----	12	-----	20	-----	2	563	.94	9.98
CLINTON PUBLIC LIBRARY	6,109	-----	15	-----	301	-----	9	20	1	6,455	.20	4.59
COGGON PUBLIC LIBRARY	275	-----	-----	-----	9	-----	3	-----	-----	287	.45	4.94
COLESBURG PUBLIC LIBRARY	320	-----	7	-----	60	-----	10	-----	37	434	.94	4.66
COLFAX PUBLIC LIBRARY	354	-----	-----	-----	----	-----	----	-----	-----	354	.16	4.77
COLLINS PUBLIC LIBRARY	207	-----	7	-----	12	-----	40	-----	-----	266	.59	3.82

LIBRARY REPORT OF ACQUISITIONS

NAME	PRINT VOLUMES	GOV. DOC.	SERIALS PERIOD.	MICRO-FORMS	AUDIO	FILMS	VIDEO	COMPUTER SOFTWARE	OTHER	TOTAL	ACQUIS. PER CAP	PERCENT ADDED
COLO PUBLIC LIBRARY	887	2	3	-----	----	-----	72	15	56	1,035	1.28	11.12
COLUMBUS JUNCTION PUBLIC LIB	779	-----	3	-----	25	-----	65	-----	-----	872	.61	7.44
CONRAD PUBLIC LIBRARY	1,366	3	13	1	40	-----	91	2	35	1,551	1.37	8.33
COON RAPIDS PUBLIC LIBRARY	913	2	4	-----	42	-----	17	-----	87	1,065	.74	5.39
CORALVILLE PUBLIC LIBRARY	3,438	-----	22	-----	154	-----	139	-----	21	3,774	.49	6.39
CORNING PUBLIC LIBRARY	1,042	-----	24	2	52	-----	60	7	2	1,189	.61	4.39
CORRECTIONVILLE PUBLIC LIBRA	841	-----	-----	-----	----	-----	----	-----	-----	841	.90	7.52
CORWITH PUBLIC LIBRARY	361	6	6	-----	7	-----	----	2	3	385	.80	5.14
CORYDON PUBLIC LIBRARY	486	-----	2	-----	2	-----	10	-----	-----	500	.28	3.04
COULTER PUBLIC LIBRARY	361	4	3	-----	6	-----	98	2	12	486	1.84	6.39
COUNCIL BLUFFS PUBLIC LIBRAR	6,209	4,874	16	-----	319	-----	142	-----	6	11,566	.20	5.76
CRESCO PUBLIC LIBRARY	1,007	-----	4	-----	66	-----	318	1	83	1,479	.38	5.58
CRESTON PUBLIC LIBRARY	1,502	-----	2	-----	79	-----	85	2	9	1,679	.20	6.95
CUMBERLAND PUBLIC LIBRARY	203	1	-----	-----	----	-----	----	-----	-----	204	.58	3.46
DALLAS CENTER PUBLIC LIBRARY	940	-----	2	-----	17	-----	26	-----	2	987	.73	7.22
DAVENPORT PUBLIC LIBRARY	16,661	-----	-----	14	904	-----	317	-----	1	17,897	.17	4.09
DAYTON PUBLIC LIBRARY	850	-----	10	-----	10	-----	58	-----	-----	928	.99	7.78
DE SOTO PUBLIC LIBRARY	891	-----	10	-----	31	-----	----	-----	5	937	.91	11.42
DE WITT PUBLIC LIBRARY	2,362	-----	9	-----	165	-----	17	-----	4	2,557	.57	14.46
DECORAH PUBLIC LIBRARY	3,767	-----	-----	-----	117	-----	39	-----	4	3,927	.49	13.37
DELHI PUBLIC LIBRARY	350	-----	-----	300	10	-----	60	-----	-----	720	1.41	6.21
DENISON PUBLIC LIBRARY	2,796	4	-----	1	695	-----	68	2	131	3,697	.55	9.29
DENVER PUBLIC LIBRARY	811	-----	4	-----	42	-----	51	-----	180	1,088	.66	4.84
DES MOINES PUBLIC LIBRARY	71,144	6,854	7	-----	1,541	-----	1,069	18	25	80,658	.42	13.69
DEXTER PUBLIC LIBRARY	644	-----	2	-----	1	-----	6	-----	3	656	.97	10.37
DIKE PUBLIC LIBRARY	698	-----	-----	-----	32	-----	28	-----	-----	758	.77	8.65
DONNELLSON PUBLIC LIBRARY	410	-----	5	2	----	-----	27	2	1	447	.46	4.17
DOW CITY PUBLIC LIBRARY	69	-----	-----	-----	----	-----	25	-----	-----	94	.15	1.84
DOWS PUBLIC LIBRARY	444	46	12	-----	75	-----	55	4	-----	636	.82	5.03
DUBUQUE COUNTY LIBRARY	1,930	-----	1	-----	11	-----	----	3	-----	1,945	.10	4.79
DUBUQUE PUBLIC LIBRARY	6,776	5,781	59	156	748	-----	171	-----	1,365	15,056	.24	7.47
DUMONT PUBLIC LIBRARY	275	-----	10	18	15	-----	----	-----	-----	318	.39	3.66
DUNCOMBE PUBLIC LIBRARY	436	-----	10	-----	11	-----	83	-----	54	594	1.18	6.85
DUNKERTON PUBLIC LIBRARY	553	-----	3	-----	----	-----	55	-----	-----	611	.85	10.17
DUNLAP PUBLIC LIBRARY	240	4	3	-----	10	-----	----	-----	5	262	.19	2.20
DYERSVILLE PUBLIC LIBRARY	2,614	-----	12	-----	35	-----	7	12	20	2,700	.71	12.43
DYSART PUBLIC LIBRARY	976	-----	1	-----	16	-----	----	-----	-----	993	.73	8.70
EAGLE GROVE PUBLIC LIBRARY	1,041	-----	17	-----	10	-----	30	3	15	1,116	.26	4.97
EARLHAM PUBLIC LIBRARY	2,070	3	4	-----	9	-----	20	-----	4	2,110	1.85	16.44
EARLVILLE PUBLIC LIBRARY	563	-----	1	-----	----	-----	----	-----	-----	564	.67	6.64
EARLY PUBLIC LIBRARY	365	-----	2	-----	----	-----	2	-----	-----	369	.55	2.48
EDDYVILLE PUBLIC LIBRARY	305	1	1	-----	3	-----	3	1	-----	314	.28	3.88
EDGEWOOD PUBLIC LIBRARY	519	-----	4	-----	----	-----	2	7	-----	532	.59	6.90
ELDON PUBLIC LIBRARY	307	-----	-----	-----	----	-----	----	-----	-----	307	.24	2.83
ELDORA PUBLIC LIBRARY	1,168	-----	-----	-----	75	-----	116	4	74	1,437	.47	6.68
ELGIN PUBLIC LIBRARY	1,011	-----	9	-----	18	-----	10	-----	12	1,060	1.51	10.03
ELK HORN PUBLIC LIBRARY	475	-----	-----	-----	----	-----	5	-----	-----	480	.64	6.78
ELKADER PUBLIC LIBRARY	337	-----	3	-----	42	-----	12	4	-----	398	.24	3.09

LIBRARY REPORT OF ACQUISITIONS

NAME	PRINT VOLUMES	GOV. DOC.	SERIALS PERIOD.	MICRO-FORMS	AUDIO	FILMS	VIDEO	COMPUTER SOFTWARE	OTHER	TOTAL	ACQUIS. PER CAP	PERCENT ADDED
ELLIOTT PUBLIC LIBRARY	1,000	-----	8	-----	----	-----	2	-----	10	1,020	2.07	11.36
ELLSWORTH PUBLIC LIBRARY	734	-----	4	-----	8	-----	37	9	46	838	1.75	9.96
ELMA PUBLIC LIBRARY	830	-----	3	-----	16	-----	2	-----	-----	851	1.19	8.07
ELY PUBLIC LIBRARY	340	18	2	-----	----	-----	----	5	12	377	.89	7.55
EMERSON PUBLIC LIBRARY	358	12	6	-----	9	-----	13	-----	15	413	.82	7.43
EMMETSBURG PUBLIC LIBRARY	1,732	-----	9	-----	45	-----	----	-----	-----	1,786	.39	8.08
ESSEX PUBLIC LIBRARY	730	-----	3	1	----	-----	9	9	-----	772	.77	6.20
ESTHERVILLE PUBLIC LIBRARY	1,836	-----	3	3	55	-----	15	2	3	1,919	.26	3.77
EVANSDALE PUBLIC LIBRARY	343	-----	-----	-----	----	-----	6	-----	-----	349	.07	4.50
EXIRA PUBLIC LIBRARY	676	-----	4	-----	3	1	58	-----	35	777	.79	6.16
FAIRBANK PUBLIC LIBRARY	896	-----	4	-----	31	-----	36	7	61	1,035	1.06	10.33
FAIRFAX PUBLIC LIBRARY	575	-----	-----	-----	----	-----	6	10	-----	591	.87	8.26
FAIRFIELD PUBLIC LIBRARY	3,226	-----	8	-----	287	-----	120	-----	35	3,676	.39	5.23
FARMERSBURG PUBLIC LIBRARY	588	2	-----	-----	----	-----	----	-----	-----	590	2.14	10.16
FARMINGTON PUBLIC LIBRARY	767	-----	-----	-----	----	-----	26	-----	35	828	.95	2.73
FAYETTE PUBLIC LIBRARY	816	-----	5	-----	102	-----	43	10	-----	976	.64	5.25
FENTON PUBLIC LIBRARY	505	-----	3	-----	13	-----	41	2	-----	564	1.43	9.14
FERTILE PUBLIC LIBRARY	413	-----	-----	-----	----	-----	----	1	-----	414	1.11	4.98
FONDA PUBLIC LIBRARY	500	-----	-----	-----	----	-----	26	-----	-----	526	.61	5.31
FONTANELLE PUBLIC LIBRARY	490	-----	5	-----	5	-----	----	-----	-----	500	.62	4.96
FOREST CITY PUBLIC LIBRARY	934	-----	1	-----	37	-----	5	1	-----	978	.23	3.97
FORT ATKINSON PUBLIC LIBRARY	127	-----	1	-----	36	-----	12	-----	-----	176	.47	2.52
FORT DODGE PUBLIC LIBRARY	5,757	-----	-----	-----	175	-----	59	-----	32	6,023	.20	8.55
FORT MADISON PUBLIC LIBRARY	3,456	-----	4	-----	10	21	24	-----	464	3,979	.29	5.98
FREDERICKSBURG PUBLIC LIBRAR	441	1	3	-----	85	-----	----	18	-----	548	.51	9.15
GALVA PUBLIC LIBRARY	250	-----	5	-----	6	-----	3	-----	-----	264	.63	4.29
GARDEN GROVE PUBLIC LIBRARY	115	-----	-----	-----	----	-----	----	-----	-----	115	.39	1.39
GARNAVILLO PUBLIC LIBRARY	1,452	56	-----	-----	18	-----	----	-----	-----	1,526	2.11	8.19
GARNER PUBLIC LIBRARY	1,669	-----	2	-----	51	-----	24	1	8	1,755	.60	8.77
GARRISON PUBLIC LIBRARY	403	14	1	-----	----	-----	37	-----	2	457	1.11	9.00
GARWIN PUBLIC LIBRARY	823	-----	12	-----	4	-----	55	-----	-----	894	1.43	11.64
GEORGE PUBLIC LIBRARY	516	-----	4	-----	9	-----	----	-----	1	530	.43	7.12
GILMAN PUBLIC LIBRARY	374	-----	-----	-----	----	-----	----	-----	-----	374	.58	7.55
GILMORE CITY PUBLIC LIBRARY	491	-----	2	-----	15	-----	161	-----	-----	669	1.07	6.89
GLADBROOK PUBLIC LIBRARY	359	50	-----	-----	5	-----	32	-----	-----	446	.46	3.09
GLENWOOD PUBLIC LIBRARY	1,627	-----	1	1	369	-----	67	20	8	2,093	.40	7.73
GOWRIE PUBLIC LIBRARY	310	-----	2	-----	----	-----	30	-----	22	364	.33	4.22
GRAETTINGER PUBLIC LIBRARY	277	-----	1	-----	20	-----	54	-----	-----	352	.38	3.86
GRAFTON PUBLIC LIBRARY	480	24	10	-----	87	-----	58	2	12	673	2.64	6.32
GRAND JUNCTION PUBLIC LIBRAR	237	-----	-----	-----	25	-----	6	-----	-----	268	.28	2.65
GRANGER PUBLIC LIBRARY	227	-----	2	-----	6	-----	----	2	-----	237	.38	9.67
GREENE PUBLIC LIBRARY	439	-----	9	-----	35	-----	67	5	-----	555	.42	3.01
GREENFIELD PUBLIC LIBRARY	701	-----	10	-----	28	-----	----	-----	-----	739	.33	4.39
GRIMES PUBLIC LIBRARY	688	-----	31	-----	9	-----	34	-----	35	797	.40	7.28
GRINNELL PUBLIC LIBRARY	3,527	15	12	-----	243	-----	101	-----	25	3,923	.44	8.68
GRISWOLD PUBLIC LIBRARY	650	-----	-----	-----	----	-----	----	-----	-----	650	.55	3.60
GRUNDY CENTER PUBLIC LIBRARY	1,107	-----	-----	-----	45	-----	32	13	710	1,907	.66	9.01
GUTHRIE CENTER PUBLIC LIBRAR	1,712	-----	1	6	68	-----	2	-----	3	1,792	1.05	8.27

LIBRARY REPORT OF ACQUISITIONS

NAME	PRINT VOLUMES	GOV. DOC.	SERIALS PERIOD.	MICRO-FORMS	AUDIO	FILMS	VIDEO	COMPUTER SOFTWARE	OTHER	TOTAL	ACQUIS. PER CAP	PERCENT ADDED
GUTTENBERG PUBLIC LIBRARY	620	2	4	-----	20	-----	----	-----	-----	646	.27	5.04
HAMPTON PUBLIC LIBRARY	2,140	-----	8	-----	106	-----	33	-----	31	2,318	.50	7.21
HANLONTOWN PUBLIC LIBRARY	396	-----	2	-----	1	-----	----	-----	-----	399	1.87	5.67
HARCOURT PUBLIC LIBRARY	371	-----	3	-----	8	-----	60	-----	-----	442	1.27	6.14
HARLAN PUBLIC LIBRARY	2,534	50	6	-----	100	-----	91	2	55	2,838	.53	8.92
HARPERS FERRY PUBLIC LIBRARY	-----	-----	-----	-----	----	-----	----	-----	-----	-------	-----	------
HAVELOCK PUBLIC LIBRARY	161	-----	7	-----	----	-----	----	-----	-----	168	.60	1.96
HAWARDEN PUBLIC LIBRARY	1,425	-----	3	-----	73	-----	49	-----	3	1,553	.57	7.89
HAWKEYE PUBLIC LIBRARY	365	-----	-----	-----	----	-----	----	-----	-----	365	.71	4.27
HEDRICK PUBLIC LIBRARY	701	-----	2	-----	2	1	41	-----	-----	747	.88	8.78
HIAWATHA PUBLIC LIBRARY	2,027	-----	15	-----	188	-----	106	4	-----	2,340	.48	14.45
HILLSBORO PUBLIC LIBRARY	-----	-----	1	-----	----	-----	----	-----	-----	1	-----	.03
HOLSTEIN PUBLIC LIBRARY	2,105	-----	-----	-----	22	-----	36	2	15	2,180	1.48	12.17
HOPKINTON PUBLIC LIBRARY	808	-----	1	-----	3	-----	----	-----	-----	812	1.05	9.09
HUBBARD PUBLIC LIBRARY	-----	-----	3	-----	----	-----	20	-----	75	98	.12	.60
HUDSON PUBLIC LIBRARY	598	-----	2	-----	11	-----	67	1	-----	679	.30	3.16
HULL PUBLIC LIBRARY	700	-----	1	-----	20	-----	1	-----	-----	722	.42	5.15
HUMBOLDT PUBLIC LIBRARY	1,400	-----	2	-----	30	-----	30	-----	10	1,472	.31	4.80
HUMESTON PUBLIC LIBRARY	492	-----	1	-----	----	-----	----	-----	-----	493	.73	5.63
HUXLEY PUBLIC LIBRARY	986	4	13	-----	5	-----	10	9	5	1,032	.55	11.07
IDA GROVE PUBLIC LIBRARY	1,065	-----	-----	-----	13	-----	----	-----	-----	1,078	.47	8.06
INDEPENDENCE PUBLIC LIBRARY	1,920	-----	7	-----	12	-----	3	3	-----	1,945	.30	4.58
INDIANOLA PUBLIC LIBRARY	2,469	-----	-----	-----	105	-----	59	-----	-----	2,633	.24	7.23
INWOOD PUBLIC LIBRARY	674	-----	2	-----	10	-----	----	-----	-----	686	.91	5.96
IONIA PUBLIC LIBRARY	530	-----	20	-----	3	-----	1	20	7	581	1.66	9.82
IOWA CITY PUBLIC LIBRARY	15,819	-----	32	-----	1,566	-----	1,116	24	76	18,633	.37	10.78
IOWA FALLS PUBLIC LIBRARY	1,975	-----	1	-----	231	-----	108	3	-----	2,318	.38	4.66
JAMAICA PUBLIC LIBRARY	182	-----	2	-----	----	-----	----	-----	-----	184	.67	3.24
JANESVILLE PUBLIC LIBRARY	595	-----	2	-----	13	-----	79	-----	5	694	.83	4.75
JEFFERSON PUBLIC LIBRARY	1,893	7	1	-----	39	-----	59	2	36	2,037	.42	5.94
JESUP PUBLIC LIBRARY	737	-----	1	5	18	-----	3	12	7	783	.33	6.10
JEWELL PUBLIC LIBRARY	841	-----	8	-----	2	-----	----	4	-----	855	.75	8.88
JOICE PUBLIC LIBRARY	346	-----	-----	-----	----	-----	6	5	-----	357	1.60	4.45
KALONA PUBLIC LIBRARY	255	-----	1	-----	14	-----	1	-----	-----	271	.15	4.18
KANAWHA PUBLIC LIBRARY	262	-----	1	-----	10	-----	2	1	8	284	.38	2.96
KENSETT PUBLIC LIBRARY	316	-----	3	-----	30	-----	1	3	-----	353	.98	5.55
KEOKUK PUBLIC LIBRARY	2,423	-----	-----	8	1	-----	8	13	9	2,462	.18	2.22
KEOSAUQUA PUBLIC LIBRARY	850	-----	-----	-----	----	-----	3	-----	-----	853	.85	5.44
KEOTA PUBLIC LIBRARY	738	15	2	1	6	-----	16	-----	107	885	.86	7.05
KEYSTONE PUBLIC LIBRARY	657	-----	3	-----	----	-----	46	5	6	717	1.16	8.04
KIMBALLTON PUBLIC LIBRARY	549	-----	5	-----	----	-----	----	-----	1	555	1.53	11.37
KINGSLEY PUBLIC LIBRARY	611	-----	-----	-----	19	-----	13	-----	-----	643	.53	4.80
KLEMME PUBLIC LIBRARY	493	-----	11	-----	30	-----	63	-----	50	647	1.04	8.08
KNOXVILLE PUBLIC LIBRARY	9,899	-----	6	-----	3	-----	26	1	16	9,951	1.22	44.58
LA PORTE CITY PUBLIC LIBRARY	734	-----	6	-----	58	-----	----	-----	-----	798	.34	5.83
LAKE MILLS PUBLIC LIBRARY	939	-----	4	-----	47	-----	69	6	-----	1,065	.47	5.48
LAKE PARK PUBLIC LIBRARY	212	-----	-----	-----	----	-----	----	-----	-----	212	.19	3.49
LAKE VIEW PUBLIC LIBRARY	755	-----	1	-----	69	-----	54	-----	-----	879	.68	6.48

LIBRARY REPORT OF ACQUISITIONS

NAME	PRINT VOLUMES	GOV. DOC.	SERIALS PERIOD.	MICRO-FORMS	AUDIO	FILMS	VIDEO	COMPUTER SOFTWARE	OTHER	TOTAL	ACQUIS. PER CAP	PERCENT ADDED
LAKOTA PUBLIC LIBRARY	275	-----	-----	-----	6	-----	----	-----	-----	281	.85	4.11
LAMONI PUBLIC LIBRARY	829	-----	38	1	26	-----	38	1	1	934	.35	4.72
LAMONT PUBLIC LIBRARY	520	5	10	-----	1	-----	1	-----	-----	537	.97	8.88
LANSING PUBLIC LIBRARY	217	-----	1	-----	----	-----	----	-----	-----	218	.18	2.38
LARCHWOOD PUBLIC LIBRARY	681	-----	1	-----	1	-----	----	-----	-----	683	.97	8.73
LAUREL PUBLIC LIBRARY	25	-----	1	-----	----	-----	2	-----	-----	28	.10	3.73
LAURENS PUBLIC LIBRARY	604	-----	5	-----	5	-----	52	4	-----	670	.42	3.44
LAWLER PUBLIC LIBRARY	224	1	2	2	6	-----	27	28	7	297	.56	5.21
LE GRAND PUBLIC LIBRARY	858	-----	4	-----	16	-----	94	5	35	1,012	1.10	11.09
LE MARS PUBLIC LIBRARY	2,539	-----	6	112	37	-----	62	4	15	2,775	.34	7.30
LEDYARD PUBLIC LIBRARY	96	-----	-----	-----	----	-----	28	-----	4	128	.60	1.76
LEHIGH PUBLIC LIBRARY	809	-----	2	-----	----	-----	176	1	-----	988	1.51	11.05
LENOX PUBLIC LIBRARY	275	-----	-----	-----	13	-----	----	-----	35	323	.24	1.99
LEON PUBLIC LIBRARY	681	-----	-----	10	15	-----	12	-----	113	831	.40	4.98
LETTS PUBLIC LIBRARY	384	-----	2	-----	13	-----	50	-----	-----	449	.95	5.98
LEWIS PUBLIC LIBRARY	416	-----	-----	-----	----	-----	----	-----	-----	416	.84	6.69
LIME SPRINGS PUBLIC LIBRARY	128	-----	1	-----	----	-----	32	-----	-----	161	.34	2.28
LINDEN PUBLIC LIBRARY	-----	-----	-----	-----	----	-----	----	-----	-----	-------	-----	------
LINN GROVE PUBLIC LIBRARY	308	-----	20	-----	----	-----	39	-----	-----	367	1.79	6.14
LISBON PUBLIC LIBRARY	225	-----	-----	-----	25	-----	----	-----	-----	250	.17	1.47
LITTLE ROCK PUBLIC LIBRARY	270	-----	1	-----	4	-----	20	-----	-----	295	.60	4.94
LITTLEPORT PUBLIC LIBRARY	171	-----	-----	-----	----	-----	----	-----	-----	171	1.61	6.66
LIVERMORE PUBLIC LIBRARY	850	5	-----	1	8	-----	36	-----	5	905	1.85	11 14
LOGAN PUBLIC LIBRARY	1,523	-----	5	-----	----	-----	16	-----	-----	1,544	1.00	11.63
LOHRVILLE PUBLIC LIBRARY	455	-----	5	-----	----	-----	12	20	20	512	.98	5.66
LOST NATION PUBLIC LIBRARY	171	-----	-----	-----	----	-----	15	-----	-----	186	.35	2.29
LOWDEN PUBLIC LIBRARY	546	1	1	-----	3	-----	28	-----	10	589	.82	8.67
LU VERNE PUBLIC LIBRARY	174	14	4	1	3	-----	27	12	3	238	.57	2.44
LYTTON PUBLIC LIBRARY	337	-----	-----	-----	----	-----	3	-----	-----	340	.90	8.10
MADRID PUBLIC LIBRARY	1,021	6	31	-----	8	-----	57	1	13	1,137	.50	10.71
MALLARD PUBLIC LIBRARY	124	2	1	-----	----	-----	8	-----	-----	135	.33	1.82
MALVERN PUBLIC LIBRARY	519	6	24	-----	1	-----	36	-----	300	886	.71	6.26
MANCHESTER PUBLIC LIBRARY	2,546	-----	-----	-----	120	-----	47	14	5	2,732	.55	6.46
MANILLA PUBLIC LIBRARY	437	-----	-----	-----	----	1	----	-----	-----	438	.43	6.10
MANLY PUBLIC LIBRARY	1,331	-----	2	-----	31	-----	3	-----	-----	1,367	.91	8.88
MANNING PUBLIC LIBRARY	296	-----	-----	-----	----	-----	----	-----	-----	296	.18	2.23
MANSON PUBLIC LIBRARY	939	-----	10	1	14	-----	27	12	14	1,017	.53	6 46
MAPLETON PUBLIC LIBRARY	1,015	-----	3	-----	71	-----	100	2	-----	1,191	.80	9 12
MAQUOKETA PUBLIC LIBRARY	2,222	-----	3	1	30	-----	34	10	15	2,315	.37	9.41
MARATHON PUBLIC LIBRARY	144	-----	5	-----	----	-----	----	-----	20	169	.38	2 48
MARBLE ROCK PUBLIC LIBRARY	360	-----	4	-----	4	-----	5	-----	-----	373	.89	7.26
MARCUS PUBLIC LIBRARY	322	7	1	-----	5	-----	4	1	3	343	.28	2.44
MARENGO PUBLIC LIBRARY	1,028	-----	-----	-----	----	-----	29	-----	-----	1,057	.46	7.73
MARION PUBLIC LIBRARY	5,587	-----	2	1	91	-----	295	-----	65	6,041	31	9.29
MARSHALLTOWN PUBLIC LIBRARY	4,118	-----	10	-----	274	-----	148	-----	-----	4,550	.17	5.19
MARTELLE PUBLIC LIBRARY	203	-----	-----	-----	----	-----	27	-----	-----	230	.73	3.78
MASON CITY PUBLIC LIBRARY	4,791	-----	2	-----	118	-----	54	-----	1,024	5,989	.20	6.95
MASSENA PUBLIC LIBRARY	219	-----	1	-----	----	-----	----	-----	-----	220	42	5.13

LIBRARY REPORT OF ACQUISITIONS

NAME	PRINT VOLUMES	GOV. DOC.	SERIALS PERIOD.	MICRO-FORMS	AUDIO	FILMS	VIDEO	COMPUTER SOFTWARE	OTHER	TOTAL	ACQUIS. PER CAP	PERCENT ADDED
MAXWELL PUBLIC LIBRARY	476	-----	5	-----	2	-----	19	-----	-----	502	.64	6.84
MAYNARD PUBLIC LIBRARY	183	-----	1	-----	----	-----	----	-----	8	192	.34	3.96
MC GREGOR PUBLIC LIBRARY	744	1	-----	-----	47	-----	8	-----	1	801	.85	5.24
MECHANICSVILLE PUBLIC LIBRAR	604	-----	4	-----	10	-----	11	-----	7	636	.55	7.87
MEDIAPOLIS PUBLIC LIBRARY	486	-----	-----	-----	9	-----	----	-----	-----	495	.29	1.46
MELBOURNE PUBLIC LIBRARY	760	1	-----	-----	12	-----	5	1	-----	779	1.06	6.00
MELVIN PUBLIC LIBRARY	460	-----	5	-----	----	-----	4	-----	21	490	1.77	6.95
MENLO PUBLIC LIBRARY	744	30	1	1	27	-----	2	-----	9	814	1.99	8.22
MERRILL PUBLIC LIBRARY	364	-----	4	-----	----	-----	----	-----	-----	368	.50	6.39
MESERVEY PUBLIC LIBRARY	227	-----	-----	-----	----	-----	----	1	-----	228	.70	2.98
MILFORD PUBLIC LIBRARY	550	-----	3	-----	10	-----	35	2	10	610	.29	4.08
MILO PUBLIC LIBRARY	593	-----	3	-----	9	-----	2	2	41	650	.84	4.86
MILTON PUBLIC LIBRARY	-----	-----	-----	-----	----	-----	----	-----	-----	-------	-----	------
MINBURN PUBLIC LIBRARY	284	-----	-----	-----	----	-----	39	-----	-----	323	.83	6.17
MISSOURI VALLEY PUBLIC LIBRA	373	-----	5	-----	5	-----	----	-----	50	433	.14	1.87
MITCHELLVILLE PUBLIC LIBRARY	1,141	-----	12	7	61	-----	30	4	-----	1,255	.82	5.07
MODALE PUBLIC LIBRARY	203	5	6	-----	5	-----	----	-----	12	231	.62	3.01
MONDAMIN PUBLIC LIBRARY	209	-----	5	-----	----	-----	----	-----	-----	214	.51	2.11
MONONA PUBLIC LIBRARY	742	20	4	-----	75	-----	----	-----	-----	841	.55	5.03
MONTEZUMA PUBLIC LIBRARY	725	-----	3	-----	2	-----	1	-----	-----	731	.49	4.82
MONTICELLO PUBLIC LIBRARY	842	-----	3	-----	10	-----	10	1	-----	866	.24	4.35
MONTROSE PUBLIC LIBRARY	218	-----	11	-----	7	-----	7	-----	-----	243	.23	2.44
MORAVIA PUBLIC LIBRARY	659	21	10	-----	349	-----	3	-----	90	1,132	1.60	11.20
MORLEY PUBLIC LIBRARY	616	-----	4	-----	----	-----	11	-----	-----	631	6.71	5.80
MORNING SUN PUBLIC LIBRARY	956	-----	5	-----	6	-----	65	-----	115	1,147	1.20	9.77
MOULTON PUBLIC LIBRARY	800	-----	3	-----	7	-----	16	-----	50	876	1.15	5.29
MOUNT AYR PUBLIC LIBRARY	755	-----	-----	-----	9	-----	6	-----	5	775	.40	6.30
MOUNT PLEASANT PUBLIC LIBRAR	2,429	-----	26	-----	----	-----	58	-----	250	2,763	.38	6.77
MUSCATINE PUBLIC LIBRARY	9,506	-----	8	-----	564	-----	204	-----	5	10,287	.44	7.48
NASHUA PUBLIC LIBRARY	766	-----	1	-----	10	-----	160	-----	23	960	.52	5.17
NEVADA PUBLIC LIBRARY	2,544	-----	3	1	65	-----	1	1	8	2,623	.44	8.19
NEW ALBIN PUBLIC LIBRARY	175	-----	-----	-----	----	-----	----	-----	-----	175	.29	3.58
NEW HAMPTON PUBLIC LIBRARY	1,232	-----	1	1	15	-----	37	1	75	1,362	.35	3.23
NEW HARTFORD PUBLIC LIBRARY	1,086	5	4	-----	17	-----	1	-----	3	1,116	1.46	14.87
NEW LONDON PUBLIC LIBRARY	962	-----	5	-----	17	-----	133	12	-----	1,129	.55	4.65
NEW SHARON PUBLIC LIBRARY	400	12	-----	-----	----	-----	----	-----	-----	412	.34	3.46
NEW VIRGINIA PUBLIC LIBRARY	321	-----	-----	-----	----	-----	----	-----	-----	321	.63	4.42
NEWELL PUBLIC LIBRARY	330	-----	1	-----	19	-----	15	-----	-----	365	.40	2.90
NEWHALL PUBLIC LIBRARY	325	-----	-----	-----	3	-----	30	-----	-----	358	.40	3.91
NEWTON PUBLIC LIBRARY	4,805	-----	2	-----	250	-----	96	-----	178	5,331	.35	7.03
NORA SPRINGS PUBLIC LIBRARY	453	-----	6	-----	8	-----	61	-----	-----	528	.34	3.42
NORTH ENGLISH PUBLIC LIBRARY	1,231	-----	2	-----	35	-----	----	-----	-----	1,268	1.28	8.47
NORTH LIBERTY PUBLIC LIBRARY	2,500	-----	9	-----	12	-----	42	-----	-----	2,563	1.25	21.14
NORTHWOOD PUBLIC LIBRARY	1,289	-----	5	6	32	-----	----	-----	2	1,334	.61	7.05
NORWALK PUBLIC LIBRARY	912	5	16	-----	32	-----	20	22	-----	1,007	.38	4.96
NORWAY PUBLIC LIBRARY	390	-----	-----	-----	18	-----	20	-----	50	478	.76	9.07
OAKLAND PUBLIC LIBRARY	1,241	-----	-----	1	19	-----	16	-----	-----	1,277	.82	6.50
OCHEYEDAN PUBLIC LIBRARY	680	-----	-----	-----	----	-----	----	-----	81	761	1.27	5.28

LIBRARY REPORT OF ACQUISITIONS

NAME	PRINT VOLUMES	GOV. DOC.	SERIALS PERIOD.	MICRO-FORMS	AUDIO	FILMS	VIDEO	COMPUTER SOFTWARE	OTHER	TOTAL	ACQUIS. PER CAP	PERCENT ADDED
ODEBOLT PUBLIC LIBRARY	881	-----	14	-----	79	-----	----	92	-----	1,066	.82	7.95
OELWEIN PUBLIC LIBRARY	2,851	-----	8	-----	24	-----	77	2	67	3,029	.40	7.07
OGDEN PUBLIC LIBRARY	489	-----	2	-----	8	-----	----	-----	7	506	.26	3.92
OLIN PUBLIC LIBRARY	641	-----	1	-----	----	-----	108	-----	-----	750	1.02	9.66
ONAWA PUBLIC LIBRARY	923	-----	-----	-----	----	-----	----	1	-----	924	.28	3.09
ORANGE CITY PUBLIC LIBRARY	1,849	-----	3	-----	247	-----	109	4	55	2,267	.49	6.43
OSAGE PUBLIC LIBRARY	2,476	-----	12	-----	130	-----	108	4	19	2,749	.74	9.12
OSCEOLA PUBLIC LIBRARY	1,726	-----	5	-----	30	-----	70	-----	44	1,875	.50	11.17
OSKALOOSA PUBLIC LIBRARY	1,616	-----	15	-----	157	-----	66	-----	27	1,881	.18	3.61
OSSIAN PUBLIC LIBRARY	522	-----	5	-----	19	-----	3	2	9	560	.68	3.34
OTTUMWA PUBLIC LIBRARY	3,380	-----	10	-----	263	-----	91	-----	83	3,827	.14	4.75
OXFORD JUNCTION PUBLIC LIBRA	1,500	-----	2	-----	----	-----	----	-----	-----	1,502	2.50	14.97
OXFORD PUBLIC LIBRARY	549	-----	1	-----	----	-----	----	-----	-----	550	.81	6.16
PACKWOOD PUBLIC LIBRARY	1,027	-----	-----	-----	----	-----	----	-----	-----	1,027	4.89	19.58
PALMER PUBLIC LIBRARY	658	-----	2	-----	----	-----	16	-----	-----	676	2.35	7.94
PANORA PUBLIC LIBRARY	662	3	2	1	18	-----	----	-----	19	705	.58	5.58
PARKERSBURG PUBLIC LIBRARY	746	-----	4	-----	25	-----	12	-----	60	847	.43	6.07
PATON PUBLIC LIBRARY	943	-----	4	-----	1	-----	14	-----	26	988	3.40	7.85
PAULLINA PUBLIC LIBRARY	789	-----	-----	-----	----	-----	9	12	-----	810	.66	4.51
PELLA PUBLIC LIBRARY	3,598	-----	6	-----	136	-----	47	-----	-----	3,787	.45	9.01
PERRY PUBLIC LIBRARY	1,852	-----	6	-----	228	-----	95	-----	17	2,198	.31	6.37
PETERSON PUBLIC LIBRARY	834	-----	-----	-----	12	-----	165	-----	-----	1,011	2.15	15.21
PLAINFIELD PUBLIC LIBRARY	255	-----	17	-----	10	-----	----	6	-----	288	.61	4.33
PLEASANT HILL PUBLIC LIBRARY	1,258	-----	13	-----	60	-----	16	-----	68	1,415	.41	11.68
PLEASANTVILLE PUBLIC LIBRARY	518	-----	4	-----	30	-----	50	-----	5	607	.40	4.80
PLOVER PUBLIC LIBRARY	150	-----	-----	-----	----	-----	20	-----	-----	170	1.26	6.90
POCAHONTAS PUBLIC LIBRARY	941	-----	7	-----	56	-----	84	11	27	1,126	.48	6.89
POLK CITY PUBLIC LIBRARY	361	-----	2	-----	4	-----	7	-----	-----	374	.23	5.38
POMEROY PUBLIC LIBRARY	-----	-----	-----	-----	----	-----	----	-----	-----	-------	-----	------
POSTVILLE PUBLIC LIBRARY	534	-----	2	-----	----	-----	71	-----	20	627	.43	6.24
PRESCOTT PUBLIC LIBRARY	350	-----	4	-----	----	-----	4	2	13	373	1.07	5.31
PRESTON PUBLIC LIBRARY	1,001	-----	-----	-----	----	-----	2	-----	34	1,037	.93	9.13
PRIMGHAR PUBLIC LIBRARY	344	-----	-----	-----	----	-----	----	46	-----	390	.37	3.14
QUIMBY PUBLIC LIBRARY	348	-----	9	-----	----	-----	14	-----	39	410	.97	6.41
RADCLIFFE PUBLIC LIBRARY	830	-----	3	-----	31	-----	47	4	-----	915	1.54	10.94
RAKE PUBLIC LIBRARY	238	-----	-----	-----	80	-----	7	-----	-----	325	1.15	5.96
READLYN PUBLIC LIBRARY	515	-----	-----	-----	----	-----	60	11	21	607	.71	4.15
RED OAK PUBLIC LIBRARY	1,345	1	17	-----	13	-----	76	-----	10	1,462	.21	3.64
REDFIELD PUBLIC LIBRARY	600	-----	-----	-----	6	-----	----	-----	10	616	.64	6.00
REINBECK PUBLIC LIBRARY	1,179	-----	3	-----	62	-----	37	-----	21	1,302	.72	9.55
REMBRANDT PUBLIC LIBRARY	417	2	3	-----	1	-----	13	-----	11	447	1.54	9.99
REMSEN PUBLIC LIBRARY	1,258	-----	5	-----	9	-----	2	6	30	1,310	.82	7.11
RENWICK PUBLIC LIBRARY	330	10	11	-----	37	-----	153	-----	2	543	1.32	4.23
RICEVILLE PUBLIC LIBRARY	533	-----	3	-----	22	1	100	-----	3	662	.72	5.92
RICHLAND PUBLIC LIBRARY	241	-----	-----	-----	4	-----	49	-----	-----	294	.49	3.32
RINARD PUBLIC LIBRARY	184	-----	3	-----	----	-----	11	-----	-----	198	2.04	2.99
RINGSTED PUBLIC LIBRARY	454	-----	2	-----	2	-----	----	-----	1	459	.82	5.39
RIPPEY PUBLIC LIBRARY	300	-----	-----	-----	----	-----	----	-----	-----	300	.99	2.53

LIBRARY REPORT OF ACQUISITIONS

NAME	PRINT VOLUMES	GOV. DOC.	SERIALS PERIOD.	MICRO-FORMS	AUDIO	FILMS	VIDEO	COMPUTER SOFTWARE	OTHER	TOTAL	ACQUIS. PER CAP	PERCENT ADDED
ROCK RAPIDS PUBLIC LIBRARY	1,282	-----	5	-----	132	-----	4	20	14	1,457	.54	5.16
ROCK VALLEY PUBLIC LIBRARY	1,518	-----	-----	-----	97	-----	39	8	15	1,677	.62	8.65
ROCKFORD PUBLIC LIBRARY	550	-----	9	-----	5	-----	23	2	-----	589	.58	6.63
ROCKWELL CITY PUBLIC LIBRARY	578	-----	5	-----	2	-----	17	13	-----	615	.27	4.06
ROCKWELL PUBLIC LIBRARY	538	-----	6	-----	37	-----	----	-----	2	583	.56	5.10
ROLAND PUBLIC LIBRARY	810	8	6	-----	3	-----	67	-----	6	900	.90	8.15
ROLFE PUBLIC LIBRARY	567	13	2	-----	9	-----	43	5	-----	639	.80	7.01
ROWAN PUBLIC LIBRARY	502	-----	3	-----	1	-----	44	-----	-----	550	2.12	11.87
ROYAL PUBLIC LIBRARY	300	-----	-----	-----	----	-----	----	-----	-----	300	.57	5.22
RUDD PUBLIC LIBRARY	556	-----	5	-----	24	-----	110	-----	42	737	1.60	10.53
RUTHVEN PUBLIC LIBRARY	185	-----	1	-----	----	-----	2	-----	-----	188	.24	2.21
SABULA PUBLIC LIBRARY	1,042	1	3	-----	35	-----	25	-----	5	1,111	1.35	10.53
SAC CITY PUBLIC LIBRARY	1,042	-----	-----	-----	----	-----	----	2	64	1,108	.37	4.64
SAINT ANSGAR PUBLIC LIBRARY	885	-----	5	1	129	-----	129	-----	27	1,176	1.07	10.39
SALEM PUBLIC LIBRARY	241	-----	8	-----	----	-----	----	-----	-----	249	.54	3.01
SANBORN PUBLIC LIBRARY	1,203	-----	12	-----	2	-----	4	-----	-----	1,221	.87	16.18
SCHLESWIG PUBLIC LIBRARY	124	-----	-----	-----	14	-----	23	-----	-----	161	.19	1.51
SCOTT COUNTY LIBRARY	4,874	-----	-----	-----	386	-----	188	-----	201	5,649	.19	5.27
SEYMOUR PUBLIC LIBRARY	273	2	5	-----	----	-----	----	-----	-----	280	.27	2.87
SHEFFIELD PUBLIC LIBRARY	1,104	-----	-----	-----	24	-----	105	1	2	1,236	1.01	10.59
SHELDON PUBLIC LIBRARY	1,537	22	-----	1	150	-----	165	21	216	2,112	.42	6.44
SHELL ROCK PUBLIC LIBRARY	381	-----	2	1	----	-----	21	-----	7	412	.28	3.77
SHELLSBURG PUBLIC LIBRARY	416	4	-----	-----	5	-----	----	-----	-----	425	.55	5.32
SHENANDOAH PUBLIC LIBRARY	1,799	25	14	-----	92	-----	65	25	21	2,041	.33	4.32
SIBLEY PUBLIC LIBRARY	1,183	-----	1	6	1	-----	49	-----	-----	1,240	.41	8.23
SIDNEY PUBLIC LIBRARY	581	8	-----	-----	----	-----	1	-----	-----	590	.45	9.88
SIGOURNEY PUBLIC LIBRARY	612	-----	4	-----	----	-----	8	-----	-----	624	.27	4.47
SILVER CITY PUBLIC LIBRARY	1,776	3	4	-----	7	-----	8	-----	14	1,812	6.23	24.95
SIOUX CENTER PUBLIC LIBRARY	1,946	7	10	-----	51	-----	----	-----	84	2,098	.46	7.50
SIOUX CITY PUBLIC LIBRARY	21,040	4,781	14	-----	331	24	388	26	-----	26,604	.32	10.49
SIOUX RAPIDS PUBLIC LIBRARY	239	-----	3	-----	----	-----	----	-----	-----	242	.27	1.15
SLATER PUBLIC LIBRARY	639	-----	4	-----	7	-----	----	-----	44	694	.53	5.56
SLOAN PUBLIC LIBRARY	190	-----	7	-----	----	-----	----	-----	-----	197	.20	2.86
SOLON PUBLIC LIBRARY	418	-----	-----	-----	----	-----	----	-----	-----	418	.43	4.13
SOMERS PUBLIC LIBRARY	180	-----	-----	-----	1	-----	26	40	55	302	1.37	4.93
SOUTH ENGLISH PUBLIC LIBRARY	804	-----	-----	-----	2	-----	----	-----	12	818	3.88	11.22
SPENCER PUBLIC LIBRARY	1,523	-----	2	2	96	-----	2	2	903	2,530	.22	3.66
SPILLVILLE PUBLIC LIBRARY	259	-----	2	-----	17	-----	23	6	20	327	.79	5.47
SPIRIT LAKE PUBLIC LIBRARY	1,021	-----	5	-----	17	-----	4	-----	-----	1,047	.26	4.43
SPRINGVILLE PUBLIC LIBRARY	848	-----	3	-----	26	-----	5	-----	-----	882	.76	9.70
STACYVILLE PUBLIC LIBRARY	643	-----	5	1	47	-----	66	1	34	797	1.48	11.72
STANHOPE PUBLIC LIBRARY	264	-----	-----	-----	14	-----	2	-----	-----	280	.57	4.15
STANTON PUBLIC LIBRARY	511	3	-----	-----	25	-----	1	-----	-----	540	.72	6.24
STANWOOD PUBLIC LIBRARY	606	-----	-----	-----	5	-----	20	-----	-----	631	.90	9.52
STATE CENTER PUBLIC LIBRARY	742	1	8	-----	----	-----	53	3	30	837	.65	5.71
STEAMBOAT ROCK PUBLIC LIBRAR	1,265	-----	-----	-----	5	-----	35	10	1	1,316	3.40	11.79
STOCKPORT PUBLIC LIBRARY	427	-----	9	-----	5	-----	----	-----	-----	441	1.62	6.19
STORM LAKE PUBLIC LIBRARY	1,512	-----	3	-----	120	-----	84	16	1	1,736	.20	3.76

LIBRARY REPORT OF ACQUISITIONS

NAME	PRINT VOLUMES	GOV. DOC.	SERIALS PERIOD.	MICRO-FORMS	AUDIO	FILMS	VIDEO	COMPUTER SOFTWARE	OTHER	TOTAL	ACQUIS. PER CAP	PERCENT ADDED
STORY CITY PUBLIC LIBRARY	1,448	-----	6	-----	43	-----	34	-----	45	1,576	.57	6.84
STRATFORD PUBLIC LIBRARY	137	-----	6	-----	11	-----	2	-----	-----	156	.19	3.64
STRAWBERRY POINT PUBLIC LIB	646	-----	-----	-----	16	-----	2	1	1	666	.46	5.39
STUART PUBLIC LIBRARY	561	-----	-----	-----	6	-----	----	-----	-----	567	.34	2.79
SUMNER PUBLIC LIBRARY	1,378	-----	2	-----	47	-----	36	-----	446	1,909	.82	7.70
SUTHERLAND PUBLIC LIBRARY	523	-----	3	-----	10	-----	27	-----	31	594	.66	7.42
SWALEDALE PUBLIC LIBRARY	145	-----	1	-----	----	-----	4	-----	-----	150	.81	2.89
SWEA CITY PUBLIC LIBRARY	471	2	2	-----	----	-----	39	1	11	526	.65	2.75
TABOR PUBLIC LIBRARY	877	4	15	357	20	-----	9	-----	7	1,289	1.18	10.77
TAMA PUBLIC LIBRARY	2,234	-----	12	-----	8	-----	108	-----	13	2,375	.80	12.89
TERRIL PUBLIC LIBRARY	388	3	7	-----	----	-----	1	-----	-----	399	.95	2.40
THOMPSON PUBLIC LIBRARY	171	-----	2	-----	6	-----	17	-----	-----	196	.29	4.03
THORNTON PUBLIC LIBRARY	1,000	-----	1	1,000	----	-----	60	-----	-----	2,061	4.66	13.68
TIPTON PUBLIC LIBRARY	1,107	-----	1	-----	35	-----	19	-----	-----	1,162	.38	4.63
TITONKA PUBLIC LIBRARY	-----	-----	-----	-----	----	-----	----	-----	-----	-------	-----	------
TOLEDO PUBLIC LIBRARY	1,001	8	7	-----	46	-----	5	-----	60	1,127	.46	7.15
TRAER PUBLIC LIBRARY	739	-----	11	-----	12	-----	28	-----	20	810	.48	5.68
TRIPOLI PUBLIC LIBRARY	477	-----	3	-----	29	-----	75	15	5	604	.47	4.59
TRURO PUBLIC LIBRARY	680	5	4	-----	----	-----	----	-----	-----	689	1.69	5.47
UNION PUBLIC LIBRARY	1,386	-----	7	-----	186	-----	150	6	19	1,754	3.41	8.66
URBANDALE PUBLIC LIBRARY	7,871	-----	8	-----	810	-----	244	-----	67	9,000	.50	11.72
VAN HORNE PUBLIC LIBRARY	454	2	7	-----	6	2	49	2	63	585	.86	6.56
VAN METER PUBLIC LIBRARY	1,067	-----	5	-----	7	-----	----	-----	-----	1,079	1.44	22.94
VARINA PUBLIC LIBRARY	163	-----	3	-----	----	-----	----	-----	-----	166	1.36	12.52
VENTURA PUBLIC LIBRARY	661	50	6	-----	25	-----	----	2	2	746	1.21	9.31
VICTOR PUBLIC LIBRARY	641	641	7	-----	36	-----	----	-----	-----	1,325	1.27	5.34
VILLISCA PUBLIC LIBRARY	281	2	-----	-----	1	-----	3	-----	-----	287	.20	2.00
VINTON PUBLIC LIBRARY	858	-----	-----	-----	27	-----	28	-----	-----	913	.18	3.20
VOLGA PUBLIC LIBRARY	314	21	3	-----	10	-----	15	-----	-----	363	1.17	6.30
WADENA PUBLIC LIBRARY	353	200	-----	-----	13	-----	----	-----	-----	566	2.46	7.45
WALL LAKE PUBLIC LIBRARY	734	-----	2	-----	7	-----	----	1	-----	744	.83	8.00
WALNUT PUBLIC LIBRARY	280	-----	-----	-----	3	9	----	8	3	303	.34	3.83
WAPELLO PUBLIC LIBRARY	1,200	-----	5	-----	22	-----	3	-----	-----	1,230	.61	7.74
WASHINGTON PUBLIC LIBRARY	1,949	-----	17	-----	81	-----	7	2	2	2,058	.31	5.83
WATERLOO PUBLIC LIBRARY	8,011	-----	-----	-----	374	-----	181	27	-----	8,593	.11	4.90
WAUCOMA PUBLIC LIBRARY	504	4	2	-----	6	-----	65	1	2	584	1.90	6.89
WAUKEE PUBLIC LIBRARY	829	10	2	-----	6	-----	40	-----	-----	887	.40	13.86
WAUKON PUBLIC LIBRARY	1,343	12	18	-----	11	-----	60	20	55	1,519	.38	6.22
WAVERLY PUBLIC LIBRARY	1,874	-----	5	-----	60	-----	84	-----	17	2,040	.24	4.15
WEBB PUBLIC LIBRARY	149	-----	1	-----	----	-----	----	-----	-----	150	.68	1.84
WEBSTER CITY PUBLIC LIBRARY	2,852	-----	-----	-----	91	-----	69	-----	91	3,103	.36	6.32
WELLMAN PUBLIC LIBRARY	776	-----	-----	-----	12	-----	14	-----	74	876	.78	8.26
WELLSBURG PUBLIC LIBRARY	543	-----	-----	9	6	-----	59	-----	8	625	.82	5.84
WESLEY PUBLIC LIBRARY	821	22	2	-----	----	-----	----	-----	20	865	1.45	8.40
WEST BEND PUBLIC LIBRARY	965	6	2	-----	71	-----	69	17	-----	1,130	1.20	8.86
WEST BRANCH PUBLIC LIBRARY	1,287	-----	4	-----	46	-----	153	12	-----	1,502	.80	4.17
WEST DES MOINES PUBLIC LIBRA	7,375	-----	21	-----	155	-----	54	-----	64	7,669	.35	9.23
WEST LIBERTY PUBLIC LIBRARY	683	-----	1	-----	125	-----	39	-----	15	863	.32	2.93

LIBRARY REPORT OF ACQUISITIONS

NAME	PRINT VOLUMES	GOV. DOC.	SERIALS PERIOD.	MICRO-FORMS	AUDIO	FILMS	VIDEO	COMPUTER SOFTWARE	OTHER	TOTAL	ACQUIS. PER CAP	PERCENT ADDED
WEST POINT PUBLIC LIBRARY	600	2	6	-----	25	8	46	-----	16	703	.62	5.64
WEST UNION PUBLIC LIBRARY	610	-----	-----	-----	10	-----	15	2	-----	637	.23	2.15
WESTGATE PUBLIC LIBRARY	156	-----	-----	-----	----	-----	----	-----	-----	156	.59	6.71
WESTSIDE PUBLIC LIBRARY	-----	-----	-----	-----	----	-----	----	-----	-----	-------	-----	------
WHAT CHEER PUBLIC LIBRARY	133	-----	2	-----	----	-----	----	-----	-----	135	.17	5.58
WHEATLAND PUBLIC LIBRARY	388	-----	-----	-----	----	-----	----	2	5	395	.47	9.88
WHITING PUBLIC LIBRARY	700	20	11	-----	29	-----	1	7	12	780	1.06	7.35
WHITTEMORE PUBLIC LIBRARY	690	6	6	1	39	-----	90	-----	114	946	1.46	7.82
WILLIAMS PUBLIC LIBRARY	342	4	4	-----	3	-----	----	-----	-----	353	.86	4.30
WILLIAMSBURG PUBLIC LIBRARY	1,398	-----	2	-----	12	-----	45	-----	15	1,472	.72	6.09
WILTON PUBLIC LIBRARY	643	-----	2	1	35	-----	10	2	-----	693	.28	4.24
WINFIELD PUBLIC LIBRARY	5	2	1	-----	30	-----	----	-----	10	48	.05	5.45
WINTERSET PUBLIC LIBRARY	1,418	-----	3	-----	138	-----	69	-----	-----	1,628	.40	4.98
WINTHROP PUBLIC LIBRARY	402	-----	4	-----	4	-----	----	15	-----	425	.55	5.14
WODEN PUBLIC LIBRARY	570	5	1	-----	6	-----	54	-----	1	637	2.22	14.68
WOODBINE PUBLIC LIBRARY	965	-----	1	-----	22	-----	----	31	-----	1,019	.70	5.79
WOODBURY COUNTY LIBRARY	1,453	-----	-----	-----	32	-----	----	-----	-----	1,485	.12	2.75
WOODWARD PUBLIC LIBRARY	794	-----	4	-----	39	-----	1	5	27	870	.72	7.14
WYOMING PUBLIC LIBRARY	576	-----	1	-----	----	-----	20	-----	-----	597	.85	5.61
ZEARING PUBLIC LIBRARY	359	-----	-----	-----	----	-----	112	-----	-----	471	.75	4.76

V Holdings and Circulation

* Holdings
    - Total by Region
    - Total by Library
* Circulation
    - Total by Region
    - Total by Library

REPORT OF HOLDINGS - REGION CE TOTAL

SIZE GROUP	NO. TOT	LIB RPT	PRINT VOLUMES	GOV. DOCS.	SERIALS PERIODIC.	MICRO-FORMS	AUDIO TITLES	FILM TITLES	VIDEO TITLES	COMP. SOFT.	OTHER HOLD.	TOTAL HOLD.	HOLD. PER CAP	PERCENT WITHDRAWN
A- 0 - 499	118	7	49,979	25	180	----	1,109	----	270	----	148	51,711	21.68	1.82
B- 500 - 999	141	17	146,300	168	347	36	2,970	3	1,730	103	742	152,399	12.32	4.49
C- 1,000 - 2,499	146	17	175,288	351	794	11,975	2,772	2	1,665	303	1,743	194,893	7.25	7.15
D- 2,500 - 4,999	52	7	164,868	181	521	67	4,811	1	1,029	103	2,840	174,421	7.35	3.60
E- 5,000 - 9,999	36	5	156,010	-----	636	283	4,143	2	1,129	95	957	163,255	4.64	4.39
F- 10,000 - 24,999	12	6	371,495	62	1,198	17	18,485	294	3,211	287	8,922	403,971	4.30	5.23
G- 25,000 - 49,999	9	2	207,998	-----	726	----	14,125	56	1,818	169	646	225,538	3.10	7.35
H- OVER - 50,000	8	1	544,449	73,438	771	202	27,164	46	2,382	190	414	649,056	3.40	3.53
I-COUNTY LIBRARIES	3	0	-------	-----	-----	----	-----	----	-----	----	-----	-------	-----	------
REGION CE TOTAL	525	62	1,816,387	74,225	5,173	12,580	75,579	404	13,234	1,250	16,412	2,015,244	4.40	4.79

REPORT OF HOLDINGS - REGION EC TOTAL

SIZE GROUP	NO. TOT	LIB RPT	PRINT VOLUMES	GOV. DOCS.	SERIALS PERIODIC.	MICRO-FORMS	AUDIO TITLES	FILM TITLES	VIDEO TITLES	COMP. SOFT.	OTHER HOLD.	TOTAL HOLD.	HOLD. PER CAP	PERCENT WITHDRAWN
A- 0 - 499	118	7	41,084	210	69	----	185	7	233	43	206	42,037	16.60	5.09
B- 500 - 999	141	22	187,634	369	435	153	2,368	56	1,621	80	1,453	194,169	12.00	4.66
C- 1,000 - 2,499	146	18	236,003	13,059	851	164	5,582	124	2,397	212	13,164	271,556	9.42	9.16
D- 2,500 - 4,999	52	8	160,755	56	675	22	2,695	----	873	110	2,461	167,647	5.31	2.75
E- 5,000 - 9,999	36	4	153,379	158	530	16	4,891	20	886	109	1,822	161,811	5.80	4.12
F- 10,000 - 24,999	12	1	66,927	-----	151	3	1,860	----	331	----	506	69,778	3.58	1.96
G- 25,000 - 49,999	9	1	120,246	-----	305	----	3,188	----	11	20	18,891	142,661	4.35	3.08
H- OVER - 50,000	8	2	422,047	2,255	1,067	16	31,308	371	7,635	233	1,997	466,929	2.90	7.46
I-COUNTY LIBRARIES	3	0	-------	-----	-----	----	-----	----	-----	----	-----	-------	-----	------
REGION EC TOTAL	525	63	1,388,075	16,107	4,083	374	52,077	578	13,987	807	40,500	1,516,588	4.74	5.84

REPORT OF HOLDINGS - REGION NC TOTAL

SIZE GROUP	NO. TOT	LIB RPT	PRINT VOLUMES	GOV. DOCS.	SERIALS PERIODIC.	MICRO-FORMS	AUDIO TITLES	FILM TITLES	VIDEO TITLES	COMP. SOFT.	OTHER HOLD.	TOTAL HOLD.	HOLD. PER CAP	PERCENT WITHDRAWN
A- 0 - 499	118	30	215,125	1,135	982	7,415	4,165	142	4,654	609	1,815	236,042	22.54	5.47
B- 500 - 999	141	21	205,942	779	974	113	5,476	50	5,307	252	2,799	221,692	14.78	4.96
C- 1,000 - 2,499	146	14	187,215	48	705	87	5,096	4	2,051	122	1,680	197,008	9.59	5.13
D- 2,500 - 4,999	52	9	212,644	-----	822	72	5,287	39	1,770	167	2,040	222,841	6.70	4.23
E- 5,000 - 9,999	36	5	213,757	186	761	130	4,899	337	1,610	173	875	222,728	5.98	3.98
F- 10,000 - 24,999	12	0	-------	-----	-----	----	-----	----	-----	----	-----	-------	-----	------
G- 25,000 - 49,999	9	2	152,701	95	544	30	3,820	----	1,137	7	1,866	160,200	2.69	5.37
H- OVER - 50,000	8	0	-------	-----	-----	----	-----	----	-----	----	-----	-------	-----	------
I-COUNTY LIBRARIES	3	0	-------	-----	-----	----	-----	----	-----	----	-----	-------	-----	------
REGION NC TOTAL	525	81	1,187,384	2,243	4,788	7,847	28,743	572	16,529	1,330	11,075	1,260,511	7.16	4.83

REPORT OF HOLDINGS - REGION NE TOTAL

SIZE GROUP	NO. TOT	LIB RPT	PRINT VOLUMES	GOV. DOCS.	SERIALS PERIODIC.	MICRO-FORMS	AUDIO TITLES	FILM TITLES	VIDEO TITLES	COMP. SOFT.	OTHER HOLD.	TOTAL HOLD.	HOLD. PER CAP	PERCENT WITHDRAWN
A- 0 - 499	118	16	89,221	1,207	373	48	1,406	----	469	281	1,075	94,080	17.65	4.15
B- 500 - 999	141	24	221,586	107	796	8,403	3,458	4	1,394	247	3,051	239,046	13.43	4.33
C- 1,000 - 2,499	146	25	358,347	1,224	1,476	254	8,518	47	3,042	312	5,608	378,828	9.32	2.64
D- 2,500 - 4,999	52	8	214,443	277	643	71	3,483	1	966	168	3,955	224,007	7.22	2.06
E- 5,000 - 9,999	36	4	159,080	127	553	111	1,595	34	820	59	1,353	163,732	5.39	6.75
F- 10,000 - 24,999	12	0	-------	-----	-----	----	-----	----	-----	----	-----	-------	-----	------
G- 25,000 - 49,999	9	1	91,756	-----	272	----	7,196	487	716	17	85	100,529	2.77	8.03
H- OVER - 50,000	8	2	328,719	46,051	992	6	5,629	----	1,159	86	1,096	383,738	2.77	4.48
I-COUNTY LIBRARIES	3	1	41,946	-----	71	----	76	----	-----	33	-----	42,126	2.09	.99
REGION NE TOTAL	525	81	1,505,098	48,993	5,176	8,893	31,361	573	8,566	1,203	16,223	1,626,086	5.08	4.05

REPORT OF HOLDINGS - REGION NW TOTAL

SIZE GROUP	NO. LIB TOT	RPT	PRINT VOLUMES	GOV. DOCS.	SERIALS PERIODIC.	MICRO-FORMS	AUDIO TITLES	FILM TITLES	VIDEO TITLES	COMP. SOFT.	OTHER HOLD.	TOTAL HOLD.	HOLD. PER CAP	PERCENT WITHDRAWN
A- 0 - 499	118	23	144,154	208	547	5	1,116	15	1,286	123	1,281	148,735	22.12	3.80
B- 500 - 999	141	29	280,596	801	1,015	38	5,238	3	1,021	180	1,650	290,542	13.51	2.14
C- 1,000 - 2,499	146	27	364,617	505	1,420	452	6,189	84	2,048	681	1,852	377,848	9.33	3.37
D- 2,500 - 4,999	52	10	224,191	103	962	107	8,778	154	1,300	517	11,393	247,505	7.03	5.18
E- 5,000 - 9,999	36	7	292,544	83	996	660	9,672	130	1,144	155	6,117	311,501	5.88	4.10
F- 10,000 - 24,999	12	1	48,570	119	216	7	3,739	141	43	282	11,934	65,051	5.55	9.44
G- 25,000 - 49,999	9	0	-------	-----	-----	----	-----	----	-----	----	-----	-------	-----	------
H- OVER - 50,000	8	1	165,478	89,074	534	33	3,153	261	862	41	1,724	261,160	3.18	7.55
I-COUNTY LIBRARIES	3	1	53,444	-----	54	----	51	----	-----	----	-----	53,549	4.22	3.48
REGION NW TOTAL	525	99	1,573,594	90,893	5,744	1,302	37,936	788	7,704	1,979	35,951	1,755,891	6.67	4.45

REPORT OF HOLDINGS - REGION SE TOTAL

SIZE GROUP	NO. LIB TOT	RPT	PRINT VOLUMES	GOV. DOCS.	SERIALS PERIODIC.	MICRO-FORMS	AUDIO TITLES	FILM TITLES	VIDEO TITLES	COMP. SOFT.	OTHER HOLD.	TOTAL HOLD.	HOLD. PER CAP	PERCENT WITHDRAWN
A- 0 - 499	118	10	61,797	15	145	1	286	----	290	----	201	62,735	18.24	5.19
B- 500 - 999	141	11	118,593	73	425	422	1,826	4	774	9	2,968	125,094	15.13	3.19
C- 1,000 - 2,499	146	15	191,100	758	609	63	2,953	8	1,489	36	1,089	198,105	9.29	5.26
D- 2,500 - 4,999	52	4	96,296	-----	291	578	2,334	227	1,075	22	1,408	102,231	8.34	5.45
E- 5,000 - 9,999	36	4	170,319	1	656	44	5,186	50	858	154	3,177	180,445	6.04	3.98
F- 10,000 - 24,999	12	4	350,641	-----	1,190	47	11,479	614	1,873	117	5,917	371,878	6.08	3.78
G- 25,000 - 49,999	9	3	250,748	2,555	747	44	10,461	73	1,620	4	4,570	270,822	3.21	6.32
H- OVER - 50,000	8	1	358,708	65,888	732	74	10,984	----	925	57	22	437,390	4.24	4.07
I-COUNTY LIBRARIES	3	1	104,088	-----	227	----	5,505	40	817	7	654	111,338	3.79	1.39
REGION SE TOTAL	525	53	1,702,290	69,290	5,022	1,273	51,014	1,016	9,721	406	20,006	1,860,038	5.27	4.36

REPORT OF HOLDINGS - REGION SW TOTAL

SIZE GROUP	NO. LIB TOT	LIB RPT	PRINT VOLUMES	GOV. DOCS.	SERIALS PERIODIC.	MICRO-FORMS	AUDIO TITLES	FILM TITLES	VIDEO TITLES	COMP. SOFT.	OTHER HOLD.	TOTAL HOLD.	HOLD. PER CAP	PERCENT WITHDRAWN
A- 0 - 499	118	14	100,789	147	294	38	1,033	6	380	21	561	103,269	19.13	3.71
B- 500 - 999	141	11	90,956	279	377	2	1,362	11	245	64	1,095	94,391	11.72	4.14
C- 1,000 - 2,499	146	23	333,421	3,077	1,127	6,285	7,859	114	966	229	4,192	357,270	10.31	3.87
D- 2,500 - 4,999	52	5	107,051	6	489	72	5,637	104	827	2	2,706	116,894	6.72	3.05
E- 5,000 - 9,999	36	7	233,897	425	790	311	12,181	79	1,580	279	5,884	255,426	5.63	3.42
F- 10,000 - 24,999	12	0	-------	-----	-----	----	-----	----	-----	----	-----	-------	-----	------
G- 25,000 - 49,999	9	0	-------	-----	-----	----	-----	----	-----	----	-----	-------	-----	------
H- OVER - 50,000	8	1	196,293	3,938	465	7	4,725	193	557	4	1,613	207,795	3.68	2.28
I-COUNTY LIBRARIES	3	0	-------	-----	-----	----	-----	----	-----	----	-----	-------	-----	------
REGION SW TOTAL	525	61	1,062,407	7,872	3,542	6,715	32,797	507	4,555	599	16,051	1,135,045	6.78	3.40

LIBRARY REPORT OF HOLDINGS

NAME	PRINT VOLUMES	GOV. DOC.	SERIALS PERIOD.	MICRO-FORMS	AUDIO	FILMS	VIDEO	COMPUTER SOFTWARE	OTHER	TOTAL	HOLDING PER CAP	PERCENT WITHDRAWN
ACKLEY PUBLIC LIBRARY	12,746	-----	59	-----	173	-----	178	1	48	13,205	6.95	32.19
ADAIR PUBLIC LIBRARY	6,315	209	47	-----	325	-----	38	36	145	7,115	8.06	7.46
ADEL PUBLIC LIBRARY	20,166	-----	57	-----	445	-----	65	-----	632	21,365	7.51	3.62
AGENCY PUBLIC LIBRARY	11,452	-----	16	-----	----	-----	----	-----	-----	11,468	17.46	1.96
AKRON PUBLIC LIBRARY	16,502	12	59	1	150	-----	16	7	65	16,812	11.08	3.14
ALBERT CITY PUBLIC LIBRARY	10,822	-----	43	-----	1	-----	----	-----	61	10,927	13.36	2.26
ALBIA PUBLIC LIBRARY	35,866	-----	88	442	1,197	50	947	5	346	38,941	9.31	8.79
ALBION PUBLIC LIBRARY	13,210	15	12	-----	42	-----	14	-----	63	13,356	18.07	1.19
ALDEN PUBLIC LIBRARY	7,675	11	45	1	312	-----	317	8	15	8,384	8.80	5.47
ALEXANDER PUBLIC LIBRARY	10,031	-----	40	-----	541	-----	184	15	173	10,984	57.81	7.09
ALGONA PUBLIC LIBRARY	35,875	186	133	121	998	109	368	17	126	37,933	6.03	1.13
ALLERTON PUBLIC LIBRARY	7,268	-----	3	-----	12	-----	8	-----	-----	7,291	10.88	1.00
ALLISON PUBLIC LIBRARY	13,594	218	82	30	388	-----	155	-----	-----	14,467	12.78	2.35
ALTA PUBLIC LIBRARY	10,218	-----	24	-----	10	-----	37	-----	-----	10,289	5.98	.77
ALTA VISTA PUBLIC LIBRARY	5,934	-----	3	-----	----	-----	2	20	250	6,209	19.77	.51
ALTON PUBLIC LIBRARY	8,749	2	83	-----	343	-----	----	14	-----	9,191	9.32	2.91
ALTOONA PUBLIC LIBRARY	19,256	-----	73	1	463	-----	191	37	55	20,076	3.48	1.58
AMES PUBLIC LIBRARY	123,936	-----	466	-----	10,705	-----	1,565	142	434	137,248	3.00	9.29
ANAMOSA PUBLIC LIBRARY	16,731	-----	42	-----	75	-----	----	-----	-----	16,848	3.40	4.95
ANITA PUBLIC LIBRARY	7,976	-----	45	2	131	2	9	-----	242	8,407	7.29	4.79
ANKENY PUBLIC LIBRARY	53,206	62	199	-----	1,963	11	406	58	2,870	58,775	3.81	3.19
ANTHON PUBLIC LIBRARY	10,143	-----	26	-----	6	-----	----	-----	-----	10,175	14.81	.88
APLINGTON PUBLIC LIBRARY	13,678	-----	86	-----	425	-----	1	-----	318	14,508	14.13	3.92
ARCHER PUBLIC LIBRARY	5,028	33	12	-----	10	-----	----	-----	25	5,108	38.12	2.63
ARLINGTON PUBLIC LIBRARY	5,493	-----	18	42	102	-----	33	15	52	5,755	11.56	7.14
ARMSTRONG PUBLIC LIBRARY	16,249	-----	42	1	411	-----	16	-----	70	16,789	14.56	1.50
ARNOLDS PARK PUBLIC LIBRARY	10,478	153	54	-----	79	-----	54	35	25	10,878	10.35	2.03
ARTHUR PUBLIC LIBRARY	3,399	11	19	-----	15	-----	----	-----	-----	3,444	11.96	1.52
ASHTON PUBLIC LIBRARY	7,527	-----	40	-----	78	-----	3	-----	20	7,668	17.39	5.01
ATKINS PUBLIC LIBRARY	6,314	-----	34	-----	132	-----	223	-----	64	6,767	9.98	.23
ATLANTIC PUBLIC LIBRARY	34,133	-----	99	105	1,604	-----	80	41	156	36,218	4.65	2.80
AUDUBON PUBLIC LIBRARY	24,382	6	129	2	513	-----	327	-----	235	25,594	9.01	2.61
AURELIA PUBLIC LIBRARY	10,740	-----	-----	5	185	-----	256	34	-----	11,220	9.82	2.32
AVOCA PUBLIC LIBRARY	14,495	48	34	3	247	20	53	34	58	14,992	9.09	3.01
BAGLEY PUBLIC LIBRARY	7,114	-----	25	1	41	-----	136	-----	-----	7,317	19.78	1.09
BANCROFT PUBLIC LIBRARY	16,585	9	57	-----	151	-----	200	9	240	17,251	15.94	3.35
BATAVIA PUBLIC LIBRARY	6,098	-----	29	-----	10	-----	----	-----	43	6,180	11.77	1.87
BATTLE CREEK PUBLIC LIBRARY	9,781	-----	45	-----	50	-----	----	-----	25	9,901	10.77	6.80
BAYARD PUBLIC LIBRARY	12,727	-----	53	2	611	-----	37	5	344	13,779	21.63	5.51
BEAMAN PUBLIC LIBRARY	5,995	-----	60	6	106	-----	169	54	205	6,595	30.11	1.22
BEDFORD PUBLIC LIBRARY	20,046	-----	41	-----	554	-----	----	-----	72	20,713	12.24	1.74
BELLE PLAINE PUBLIC LIBRARY	14,715	56	67	12	218	-----	324	32	849	16,273	5.61	.69
BELLEVUE PUBLIC LIBRARY	14,657	-----	82	111	423	38	346	34	1,644	17,335	7.08	2.77
BELMOND PUBLIC LIBRARY	20,306	-----	79	-----	116	15	103	12	142	20,773	8.29	6.79
BENNETT PUBLIC LIBRARY	4,879	-----	7	-----	20	-----	10	-----	-----	4,916	10.73	5.53
BETTENDORF PUBLIC LIBRARY	95,723	-----	289	-----	5,845	-----	618	-----	3,306	105,781	3.86	5.69
BIRMINGHAM PUBLIC LIBRARY	5,214	12	13	-----	50	-----	----	-----	33	5,322	12.98	2.51
BLAIRSTOWN PUBLIC LIBRARY	8,358	32	23	28	244	2	130	22	359	9,198	13.23	3.66

LIBRARY REPORT OF HOLDINGS

NAME	PRINT VOLUMES	GOV. DOC.	SERIALS PERIOD.	MICRO-FORMS	AUDIO	FILMS	VIDEO	COMPUTER SOFTWARE	OTHER	TOTAL	HOLDING PER CAP	PERCENT WITHDRAWN
BLAKESBURG PUBLIC LIBRARY	3,141	-----	26	1	6	-----	6	-----	-----	3,180	7.87	3.26
BLOOMFIELD PUBLIC LIBRARY	16,837	-----	71	53	445	-----	11	8	-----	17,425	6.12	3.16
BODE PUBLIC LIBRARY	4,402	-----	34	-----	149	-----	254	67	55	4,961	12.22	4.69
BONAPARTE PUBLIC LIBRARY	11,326	-----	1	-----	----	-----	----	-----	70	11,397	23.31	2.71
BONDURANT PUBLIC LIBRARY	7,086	-----	24	-----	----	-----	48	26	-----	7,184	5.60	4.20
BOONE PUBLIC LIBRARY	58,855	-----	154	-----	4,377	245	851	-----	686	65,168	5.17	3.09
BOYDEN PUBLIC LIBRARY	16,895	-----	97	-----	1,383	-----	72	-----	-----	18,447	26.06	------
BRITT PUBLIC LIBRARY	20,619	-----	49	-----	32	-----	34	5	-----	20,739	9.49	.23
BROOKLYN PUBLIC LIBRARY	7,345	-----	55	-----	18	10	7	-----	95	7,530	4.99	2.05
BUFFALO CENTER PUBLIC LIBRAR	8,896	-----	35	1	185	-----	36	16	54	9,223	7.48	2.05
BURLINGTON PUBLIC LIBRARY	77,901	2,555	265	44	2,784	-----	485	4	559	84,597	2.86	8.50
BURT PUBLIC LIBRARY	6,510	-----	39	-----	144	-----	108	-----	39	6,840	9.93	16.10
BUSSEY PUBLIC LIBRARY	6,917	-----	-----	-----	30	-----	4	-----	-----	6,951	12.01	11.69
CALAMUS PUBLIC LIBRARY	1,935	137	-----	-----	----	-----	----	-----	-----	2,072	4.58	18.12
CALLENDER PUBLIC LIBRARY	7,012	50	47	-----	119	-----	209	44	-----	7,481	16.77	9.84
CALMAR PUBLIC LIBRARY	9,776	-----	50	-----	57	-----	2	5	57	9,947	9.45	------
CAMANCHE PUBLIC LIBRARY	29,687	-----	174	-----	648	-----	----	-----	832	31,341	6.63	.20
CAMBRIDGE PUBLIC LIBRARY	7,414	-----	4	18	41	-----	----	-----	-----	7,477	10.21	2.69
CANTRIL PUBLIC LIBRARY	3,283	-----	-----	-----	----	-----	178	-----	-----	3,461	11.58	1.78
CARLISLE PUBLIC LIBRARY	27,356	88	58	62	386	-----	67	-----	157	28,174	9.17	.31
CARROLL PUBLIC LIBRARY	71,782	-----	218	4	2,985	-----	294	-----	-----	75,283	7.76	3.81
CASCADE PUBLIC LIBRARY	15,594	22	23	2	18	-----	1	-----	119	15,779	8.25	1.89
CASEY PUBLIC LIBRARY	7,717	-----	15	2	301	-----	84	-----	39	8,158	17.25	7.58
CEDAR FALLS PUBLIC LIBRARY	91,756	-----	272	-----	7,196	487	716	17	85	100,529	2.77	8.03
CEDAR RAPIDS PUBLIC LIBRARY	267,109	2,255	533	16	17,608	200	3,129	77	1,028	291,955	2.65	6.14
CENTER POINT PUBLIC LIBRARY	17,527	-----	27	50	142	-----	308	-----	121	18,175	11.42	1.23
CENTERVILLE PUBLIC LIBRARY	28,557	-----	149	18	1,127	-----	100	-----	802	30,753	4.69	6.07
CENTRAL CITY PUBLIC LIBRARY	15,000	10	47	-----	24	-----	2	-----	64	15,147	14.20	.08
CHARITON PUBLIC LIBRARY	25,545	-----	115	8	3,366	102	190	-----	1,268	30,594	6.13	1.97
CHARLES CITY PUBLIC LIBRARY	36,000	-----	173	-----	936	1	164	16	150	37,440	4.27	11.22
CHARTER OAK PUBLIC LIBRARY	6,143	17	3	-----	8	-----	114	-----	144	6,429	10.45	2.06
CHELSEA PUBLIC LIBRARY	7,362	-----	19	-----	43	-----	28	25	-----	7,477	19.89	3.60
CHEROKEE PUBLIC LIBRARY	23,216	27	92	230	629	33	145	51	264	24,687	3.52	5.51
CHURDAN PUBLIC LIBRARY	12,108	20	34	15	593	3	133	36	46	12,988	24.05	8.05
CLARE PUBLIC LIBRARY	6,212	36	17	-----	----	-----	402	7	73	6,747	29.46	2.17
CLARENCE PUBLIC LIBRARY	10,112	100	6	-----	220	-----	10	-----	150	10,598	10.59	1.79
CLARINDA PUBLIC LIBRARY	39,047	-----	108	14	5,455	-----	138	36	81	44,879	8.22	3.11
CLARION PUBLIC LIBRARY	15,209	-----	65	60	433	14	177	13	58	16,029	5.24	2.74
CLARKSVILLE PUBLIC LIBRARY	13,965	435	54	1	153	-----	57	-----	354	15,019	10.55	.60
CLEAR LAKE PUBLIC LIBRARY	44,645	-----	142	-----	362	221	374	18	46	45,808	6.14	3.15
CLEARFIELD PUBLIC LIBRARY	2,821	-----	5	-----	----	-----	----	-----	75	2,901	6.70	------
CLEGHORN PUBLIC LIBRARY	11,177	17	58	-----	82	-----	144	55	288	11,821	42.99	.09
CLERMONT PUBLIC LIBRARY	6,035	-----	26	-----	88	-----	41	-----	12	6,202	10.30	.09
CLINTON PUBLIC LIBRARY	120,246	-----	305	-----	3,188	-----	11	20	18,891	142,661	4.35	3.08
COGGON PUBLIC LIBRARY	5,985	-----	6	-----	33	-----	23	-----	-----	6,047	9.46	.89
COLESBURG PUBLIC LIBRARY	9,355	6	36	-----	60	-----	59	-----	201	9,717	20.99	.27
COLFAX PUBLIC LIBRARY	7,110	-----	32	1	----	-----	----	21	-----	7,164	3.24	8.16
COLLINS PUBLIC LIBRARY	6,827	-----	23	-----	148	-----	136	-----	100	7,234	16.04	------

LIBRARY REPORT OF HOLDINGS

NAME	PRINT VOLUMES	GOV. DOC.	SERIALS PERIOD.	MICRO-FORMS	AUDIO	FILMS	VIDEO	COMPUTER SOFTWARE	OTHER	TOTAL	HOLDING PER CAP	PERCENT WITHDRAWN
COLO PUBLIC LIBRARY	9,471	56	31	3	49	-----	372	15	72	10,069	12.46	2.92
COLUMBUS JUNCTION PUBLIC LIB	11,770	-----	42	13	120	-----	520	-----	107	12,572	8.80	.20
CONRAD PUBLIC LIBRARY	17,956	55	125	24	483	-----	207	48	552	19,450	17.17	3.82
COON RAPIDS PUBLIC LIBRARY	19,277	32	83	1	528	-----	111	14	147	20,193	13.95	3.24
CORALVILLE PUBLIC LIBRARY	57,282	-----	142	-----	2,061	20	518	5	1,005	61,033	7.94	3.03
CORNING PUBLIC LIBRARY	23,769	-----	93	17	250	-----	99	69	543	24,840	12.81	12.76
CORRECTIONVILLE PUBLIC LIBRA	11,508	-----	12	-----	----	-----	----	-----	-----	11,520	12.32	4.56
CORWITH PUBLIC LIBRARY	7,550	15	21	-----	61	-----	1	9	35	7,692	16.03	2.48
CORYDON PUBLIC LIBRARY	15,705	30	30	-----	157	39	18	-----	-----	15,979	8.79	6.00
COULTER PUBLIC LIBRARY	7,083	26	24	-----	56	-----	232	16	87	7,524	28.50	7.50
COUNCIL BLUFFS PUBLIC LIBRAR	196,293	3,938	465	7	4,725	193	557	4	1,613	207,795	3.68	2.28
CRESCO PUBLIC LIBRARY	26,585	-----	110	-----	611	-----	446	7	199	27,958	7.24	.11
CRESTON PUBLIC LIBRARY	23,903	-----	115	31	853	-----	84	2	196	25,184	2.99	2.66
CUMBERLAND PUBLIC LIBRARY	5,448	9	11	-----	----	-----	128	-----	-----	5,596	15.94	8.50
DALLAS CENTER PUBLIC LIBRARY	13,852	-----	50	8	226	2	27	-----	272	14,437	10.62	1.57
DAVENPORT PUBLIC LIBRARY	358,708	65,888	732	74	10,984	-----	925	57	22	437,390	4.24	4.07
DAYTON PUBLIC LIBRARY	10,890	-----	55	-----	258	-----	237	2	27	11,469	12.19	11.61
DE SOTO PUBLIC LIBRARY	7,818	-----	29	-----	154	-----	----	-----	32	8,033	7.76	13.51
DE WITT PUBLIC LIBRARY	18,319	-----	92	1	770	-----	17	-----	151	19,350	4.29	5.07
DECORAH PUBLIC LIBRARY	31,426	-----	169	-----	669	-----	349	-----	178	32,791	4.10	1.70
DELHI PUBLIC LIBRARY	5,849	-----	10	6,050	85	-----	125	-----	-----	12,119	23.72	1.68
DENISON PUBLIC LIBRARY	39,748	11	169	1	1,193	-----	118	5	535	41,780	6.26	4 26
DENVER PUBLIC LIBRARY	22,861	-----	47	-----	77	9	310	-----	247	23,551	14.30	.04
DES MOINES PUBLIC LIBRARY	544,449	73,438	771	202	27,164	46	2,382	190	414	649,056	3 40	3.53
DEXTER PUBLIC LIBRARY	6,277	-----	15	-----	266	-----	68	-----	1	6,627	9.77	5.57
DIKE PUBLIC LIBRARY	7,570	-----	35	-----	60	-----	102	-----	-----	7,767	7.87	20.03
DONNELLSON PUBLIC LIBRARY	10,834	-----	42	70	4	1	115	3	2	11,071	11.39	.87
DOW CITY PUBLIC LIBRARY	4,848	-----	-----	-----	78	-----	72	-----	22	5,020	8.15	3.81
DOWS PUBLIC LIBRARY	11,730	167	33	108	360	26	172	17	84	12,697	16.47	4.52
DUBUQUE COUNTY LIBRARY	41,946	-----	71	-----	76	-----	----	33	-----	42,126	2.09	.99
DUBUQUE PUBLIC LIBRARY	158,780	46,051	525	6	593	-----	336	-----	942	207,233	3.33	4.65
DUMONT PUBLIC LIBRARY	8,730	-----	60	18	100	-----	----	-----	-----	8,908	10.93	1.22
DUNCOMBE PUBLIC LIBRARY	7,628	-----	31	-----	44	-----	388	14	54	8,159	16.19	12.77
DUNKERTON PUBLIC LIBRARY	6,555	-----	4	-----	----	-----	58	-----	-----	6,617	9.22	------
DUNLAP PUBLIC LIBRARY	11,500	269	39	-----	219	-----	----	-----	23	12,050	8.77	.92
DYERSVILLE PUBLIC LIBRARY	22,890	-----	109	-----	647	-----	13	47	210	23,916	6.25	2.33
DYSART PUBLIC LIBRARY	11,529	-----	71	-----	268	1	----	-----	6	11,875	8.76	4.62
EAGLE GROVE PUBLIC LIBRARY	21,049	-----	93	2	137	7	180	11	477	21,956	5.08	7.15
EARLHAM PUBLIC LIBRARY	11,768	155	53	7	184	-----	183	-----	28	12,378	10.86	20 00
EARLVILLE PUBLIC LIBRARY	8,872	-----	23	-----	6	-----	3	-----	81	8,985	10.65	.85
EARLY PUBLIC LIBRARY	14,038	-----	55	3	585	-----	3	-----	563	15,247	22.76	20
EDDYVILLE PUBLIC LIBRARY	8,210	-----	24	-----	171	-----	3	1	-----	8,409	7.53	.02
EDGEWOOD PUBLIC LIBRARY	7,846	-----	60	1	4	-----	3	79	1	7,994	8.88	3 22
ELDON PUBLIC LIBRARY	10,696	-----	33	-----	----	-----	6	-----	-----	10,735	8.55	3.92
ELDORA PUBLIC LIBRARY	21,899	-----	98	-----	363	-----	215	25	137	22,737	7.42	1.03
ELGIN PUBLIC LIBRARY	9,235	-----	51	1	201	-----	23	-----	346	9,857	14.04	16.73
ELK HORN PUBLIC LIBRARY	7,285	-----	35	-----	139	-----	73	-----	10	7,542	10.11	.21
ELKADER PUBLIC LIBRARY	12,059	-----	52	11	635	-----	66	28	211	13,062	7.74	1 76

LIBRARY REPORT OF HOLDINGS

NAME	PRINT VOLUMES	GOV. DOC.	SERIALS PERIOD.	MICRO-FORMS	AUDIO	FILMS	VIDEO	COMPUTER SOFTWARE	OTHER	TOTAL	HOLDING PER CAP	PERCENT WITHDRAWN
ELLIOTT PUBLIC LIBRARY	9,000	-----	43	34	183	-----	2	-----	232	9,494	19.26	5.61
ELLSWORTH PUBLIC LIBRARY	8,071	-----	43	-----	184	-----	231	27	128	8,684	18.09	6.71
ELMA PUBLIC LIBRARY	9,958	-----	66	-----	139	-----	2	-----	-----	10,165	14.24	11.72
ELY PUBLIC LIBRARY	4,606	44	13	-----	71	7	----	18	88	4,847	11.40	10.53
EMERSON PUBLIC LIBRARY	5,577	57	13	-----	30	1	16	-----	180	5,874	11.70	1.69
EMMETSBURG PUBLIC LIBRARY	22,023	-----	127	-----	414	-----	----	-----	-----	22,564	4.88	6.00
ESSEX PUBLIC LIBRARY	11,712	-----	32	1	147	-----	35	9	-----	11,936	11.92	10.34
ESTHERVILLE PUBLIC LIBRARY	48,351	-----	122	280	2,688	76	30	14	31	51,592	6.86	2.45
EVANSDALE PUBLIC LIBRARY	8,037	-----	8	-----	----	-----	6	-----	-----	8,051	1.68	.77
EXIRA PUBLIC LIBRARY	12,546	-----	76	-----	70	1	72	-----	225	12,990	13.28	3.24
FAIRBANK PUBLIC LIBRARY	10,353	9	34	-----	205	-----	156	48	99	10,904	11.13	1.50
FAIRFAX PUBLIC LIBRARY	7,498	-----	20	-----	----	-----	54	10	-----	7,582	11.10	2.33
FAIRFIELD PUBLIC LIBRARY	66,354	-----	171	15	3,297	26	590	99	548	71,100	7.54	4.08
FARMERSBURG PUBLIC LIBRARY	6,267	13	1	-----	75	-----	1	-----	-----	6,357	23.03	.65
FARMINGTON PUBLIC LIBRARY	28,579	10	8	-----	405	-----	119	-----	1,236	30,357	34.93	2.48
FAYETTE PUBLIC LIBRARY	17,987	-----	42	-----	623	-----	82	62	150	18,946	12.51	3.30
FENTON PUBLIC LIBRARY	5,647	-----	25	-----	134	-----	152	8	53	6,019	15.28	11.65
FERTILE PUBLIC LIBRARY	8,309	-----	27	-----	55	-----	----	9	12	8,412	22.61	3.85
FONDA PUBLIC LIBRARY	10,270	-----	15	-----	100	-----	----	-----	-----	10,385	12.03	.54
FONTANELLE PUBLIC LIBRARY	9,618	-----	33	-----	19	-----	----	-----	10	9,680	12.02	8.98
FOREST CITY PUBLIC LIBRARY	25,071	-----	68	2	236	-----	8	11	113	25,509	5.97	.46
FORT ATKINSON PUBLIC LIBRARY	6,615	50	26	-----	377	-----	15	66	-----	7,149	19.11	------
FORT DODGE PUBLIC LIBRARY	67,934	95	205	1	2,649	-----	570	-----	139	71,593	2.43	6.90
FORT MADISON PUBLIC LIBRARY	58,922	-----	407	-----	1,942	284	120	30	5,540	67,245	4.97	4.93
FREDERICKSBURG PUBLIC LIBRAR	5,999	5	58	-----	290	8	21	27	89	6,497	6.04	.65
GALVA PUBLIC LIBRARY	6,183	-----	25	-----	31	-----	3	-----	-----	6,242	14.86	2.84
GARDEN GROVE PUBLIC LIBRARY	8,404	-----	-----	-----	----	-----	----	-----	-----	8,404	28.30	------
GARNAVILLO PUBLIC LIBRARY	19,078	60	33	-----	524	1	1	-----	78	19,775	27.35	2.09
GARNER PUBLIC LIBRARY	19,787	-----	110	-----	587	-----	109	10	460	21,063	7.24	3.52
GARRISON PUBLIC LIBRARY	5,123	17	19	-----	6	-----	145	-----	60	5,370	13.07	3.23
GARWIN PUBLIC LIBRARY	7,320	-----	25	-----	52	-----	231	-----	-----	7,628	12.19	12.32
GEORGE PUBLIC LIBRARY	7,230	-----	55	-----	285	-----	----	-----	11	7,581	6.11	5.32
GILMAN PUBLIC LIBRARY	4,958	-----	-----	-----	----	-----	----	-----	-----	4,958	7.72	7.49
GILMORE CITY PUBLIC LIBRARY	9,275	-----	47	-----	79	-----	367	-----	98	9,866	15.76	5.32
GLADBROOK PUBLIC LIBRARY	14,024	260	16	-----	361	-----	122	-----	-----	14,783	15.24	82
GLENWOOD PUBLIC LIBRARY	25,622	-----	119	104	763	-----	336	37	647	27,628	5.23	5.68
GOWRIE PUBLIC LIBRARY	8,009	-----	40	-----	249	-----	274	16	141	8,729	8.02	3.13
GRAETTINGER PUBLIC LIBRARY	8,985	-----	47	-----	330	-----	77	3	32	9,474	10.26	.02
GRAFTON PUBLIC LIBRARY	9,881	178	74	-----	340	-----	188	43	186	10,890	42.71	4.09
GRAND JUNCTION PUBLIC LIBRAR	9,341	72	32	-----	273	-----	35	-----	15	9,768	10.07	6.18
GRANGER PUBLIC LIBRARY	2,458	-----	2	-----	150	-----	5	18	-----	2,633	4.25	2.24
GREENE PUBLIC LIBRARY	17,444	-----	64	30	1,046	18	188	21	-----	18,811	14.12	.93
GREENFIELD PUBLIC LIBRARY	16,169	-----	117	3	821	-----	129	-----	42	17,281	7.70	1.80
GRIMES PUBLIC LIBRARY	11,356	-----	42	-----	84	-----	39	-----	70	11,591	5.87	1.34
GRINNELL PUBLIC LIBRARY	43,564	133	195	-----	1,592	-----	261	61	522	46,328	5.22	6.18
GRISWOLD PUBLIC LIBRARY	18,511	-----	10	-----	----	-----	----	-----	-----	18,521	15.75	1.11
GRUNDY CENTER PUBLIC LIBRARY	18,655	-----	109	1	802	-----	90	34	2,630	22,321	7.75	3.58
GUTHRIE CENTER PUBLIC LIBRAR	20,720	-----	81	86	2,009	-----	193	2	150	23,241	13.57	.96

LIBRARY REPORT OF HOLDINGS

NAME	PRINT VOLUMES	GOV. DOC.	SERIALS PERIOD.	MICRO-FORMS	AUDIO	FILMS	VIDEO	COMPUTER SOFTWARE	OTHER	TOTAL	HOLDING PER CAP	PERCENT WITHDRAWN
GUTTENBERG PUBLIC LIBRARY	13,068	22	50	-----	114	-----	----	-----	10	13,264	5.46	1.61
HAMPTON PUBLIC LIBRARY	31,217	-----	123	-----	1,334	-----	283	25	244	33,226	7.18	3.83
HANLONTOWN PUBLIC LIBRARY	7,131	-----	12	-----	19	-----	49	27	-----	7,238	33.98	2.73
HARCOURT PUBLIC LIBRARY	7,106	-----	33	-----	106	-----	315	-----	4	7,564	21.80	1.14
HARLAN PUBLIC LIBRARY	28,325	194	111	28	1,337	52	445	71	1,752	32,315	6.03	7.31
HARPERS FERRY PUBLIC LIBRARY	3	-----	3	-----	----	-----	----	-----	10	16	.06	------
HAVELOCK PUBLIC LIBRARY	8,712	-----	21	-----	----	-----	----	-----	-----	8,733	31.30	.17
HAWARDEN PUBLIC LIBRARY	17,618	-----	112	4	824	-----	344	22	43	18,967	6.97	11.50
HAWKEYE PUBLIC LIBRARY	8,687	-----	25	-----	----	-----	128	-----	-----	8,840	17.27	.82
HEDRICK PUBLIC LIBRARY	8,437	-----	29	-----	162	1	46	-----	31	8,706	10.28	6.44
HIAWATHA PUBLIC LIBRARY	17,033	-----	82	-----	335	-----	106	9	349	17,914	3.71	3.81
HILLSBORO PUBLIC LIBRARY	3,549	-----	6	-----	----	-----	----	-----	-----	3,555	17.09	------
HOLSTEIN PUBLIC LIBRARY	17,767	-----	80	45	177	-----	127	2	360	18,558	12.56	8.60
HOPKINTON PUBLIC LIBRARY	9,596	-----	17	-----	49	-----	----	-----	-----	9,662	12.48	.94
HUBBARD PUBLIC LIBRARY	14,102	-----	93	-----	557	-----	651	9	-----	15,412	18.09	6.47
HUDSON PUBLIC LIBRARY	21,307	-----	78	-----	77	-----	185	15	-----	21,662	9.56	2.21
HULL PUBLIC LIBRARY	13,371	5	52	-----	238	-----	2	-----	60	13,728	8.01	7.17
HUMBOLDT PUBLIC LIBRARY	28,056	-----	90	-----	1,078	3	190	26	150	29,593	6.17	8.29
HUMESTON PUBLIC LIBRARY	9,167	-----	11	-----	----	-----	----	-----	-----	9,178	13.68	.89
HUXLEY PUBLIC LIBRARY	9,073	23	45	-----	198	-----	42	61	137	9,579	5.08	8.31
IDA GROVE PUBLIC LIBRARY	13,421	-----	83	266	361	-----	----	-----	23	14,154	6.19	2.26
INDEPENDENCE PUBLIC LIBRARY	36,240	-----	97	-----	12	-----	3	3	103	36,458	5.70	18.66
INDIANOLA PUBLIC LIBRARY	36,666	-----	192	12	1,339	36	303	3	9	38,560	3.56	1.31
INWOOD PUBLIC LIBRARY	11,339	20	34	-----	254	-----	----	-----	-----	11,647	15.43	4.74
IONIA PUBLIC LIBRARY	5,958	-----	25	-----	44	-----	1	23	135	6,186	17.67	5.24
IOWA CITY PUBLIC LIBRARY	154,938	-----	534	-----	13,700	171	4,506	156	969	174,974	3.46	9.58
IOWA FALLS PUBLIC LIBRARY	49,270	-----	173	1	1,426	-----	316	62	-----	51,248	8.30	1.63
JAMAICA PUBLIC LIBRARY	5,701	-----	17	-----	----	-----	----	-----	-----	5,718	20.79	2.64
JANESVILLE PUBLIC LIBRARY	14,424	-----	43	-----	131	1	286	-----	68	14,953	17.80	2.44
JEFFERSON PUBLIC LIBRARY	31,168	37	125	-----	1,856	1	260	23	399	33,869	6.98	7.18
JESUP PUBLIC LIBRARY	13,058	-----	44	38	99	-----	4	31	33	13,307	5.68	2.39
JEWELL PUBLIC LIBRARY	10,209	-----	41	-----	89	-----	73	5	46	10,463	9.14	.26
JOICE PUBLIC LIBRARY	7,405	-----	34	-----	267	-----	230	12	34	7,982	35.79	4.94
KALONA PUBLIC LIBRARY	6,581	-----	23	-----	46	-----	1	-----	-----	6,651	3.57	1.48
KANAWHA PUBLIC LIBRARY	9,726	-----	35	-----	39	-----	2	11	19	9,832	13.01	.60
KENSETT PUBLIC LIBRARY	6,212	-----	35	-----	140	-----	51	13	14	6,465	17.96	3.90
KEOKUK PUBLIC LIBRARY	107,117	-----	206	43	1,743	154	498	48	83	109,892	8.12	3.20
KEOSAUQUA PUBLIC LIBRARY	14,750	115	22	-----	62	-----	15	-----	-----	14,964	14.92	9.93
KEOTA PUBLIC LIBRARY	12,174	60	60	2	172	-----	35	1	210	12,714	12.30	5.82
KEYSTONE PUBLIC LIBRARY	8,139	-----	68	2	112	13	251	41	334	8,960	14.50	7.57
KIMBALLTON PUBLIC LIBRARY	5,359	-----	32	-----	----	-----	----	-----	5	5,396	14.91	.82
KINGSLEY PUBLIC LIBRARY	13,134	-----	47	-----	232	-----	13	-----	89	13,515	11.18	3.91
KLEMME PUBLIC LIBRARY	8,199	-----	71	-----	28	-----	63	-----	50	8,411	13.57	2.99
KNOXVILLE PUBLIC LIBRARY	30,173	-----	107	-----	220	-----	----	2	249	30,751	3.78	6.81
LA PORTE CITY PUBLIC LIBRARY	13,008	35	83	-----	329	-----	5	-----	24	13,484	5.80	7.29
LAKE MILLS PUBLIC LIBRARY	17,596	-----	74	-----	2,599	-----	69	22	-----	20,360	8.93	.77
LAKE PARK PUBLIC LIBRARY	6,283	-----	12	-----	----	-----	----	-----	-----	6,295	5.61	------
LAKE VIEW PUBLIC LIBRARY	13,521	-----	70	-----	562	8	251	21	-----	14,433	11.18	.08

LIBRARY REPORT OF HOLDINGS

NAME	PRINT VOLUMES	GOV. DOC.	SERIALS PERIOD.	MICRO-FORMS	AUDIO	FILMS	VIDEO	COMPUTER SOFTWARE	OTHER	TOTAL	HOLDING PER CAP	PERCENT WITHDRAWN
LAKOTA PUBLIC LIBRARY	6,534	9	49	-----	138	1	----	20	166	6,917	20.96	2.98
LAMONI PUBLIC LIBRARY	18,285	-----	77	2	1,041	2	310	2	491	20,210	7.47	2.61
LAMONT PUBLIC LIBRARY	5,630	23	22	-----	12	-----	6	-----	13	5,706	10.30	14.51
LANSING PUBLIC LIBRARY	8,836	-----	26	-----	----	-----	----	-----	65	8,927	7.56	5.08
LARCHWOOD PUBLIC LIBRARY	8,372	-----	20	-----	46	-----	----	-----	-----	8,438	12.04	.83
LAUREL PUBLIC LIBRARY	675	-----	1	-----	----	-----	2	-----	-----	678	2.44	13.33
LAURENS PUBLIC LIBRARY	18,847	54	92	2	459	-----	225	69	40	19,788	12.32	1.87
LAWLER PUBLIC LIBRARY	3,097	2	15	2,250	142	-----	27	28	29	5,590	10.47	7.19
LE GRAND PUBLIC LIBRARY	8,735	-----	38	-----	121	-----	316	28	215	9,453	10.26	7.51
LE MARS PUBLIC LIBRARY	37,464	-----	138	-----	----	-----	----	-----	-----	37,602	4.54	8.39
LEDYARD PUBLIC LIBRARY	7,002	90	14	-----	91	9	121	-----	78	7,405	34.44	.10
LEHIGH PUBLIC LIBRARY	7,724	-----	32	-----	91	-----	996	15	-----	8,858	13.54	11.96
LENOX PUBLIC LIBRARY	16,130	-----	35	-----	84	-----	----	12	110	16,371	12.24	.95
LEON PUBLIC LIBRARY	15,821	-----	33	20	411	-----	95	-----	684	17,064	8.15	2.78
LETTS PUBLIC LIBRARY	7,396	-----	16	-----	74	-----	106	-----	49	7,641	16.15	4.25
LEWIS PUBLIC LIBRARY	6,277	-----	4	-----	19	-----	----	-----	-----	6,300	12.68	5.37
LIME SPRINGS PUBLIC LIBRARY	6,224	-----	-----	-----	45	-----	68	-----	-----	6,337	13.31	12.38
LINDEN PUBLIC LIBRARY	12	-----	10	-----	----	-----	29	-----	-----	51	.19	------
LINN GROVE PUBLIC LIBRARY	6,077	-----	30	-----	20	-----	148	-----	-----	6,275	30.61	1.14
LISBON PUBLIC LIBRARY	5,798	-----	18	-----	50	-----	----	-----	-----	5,866	4.02	67.00
LITTLE ROCK PUBLIC LIBRARY	5,227	-----	38	-----	126	-----	21	-----	97	5,509	11.24	12.72
LITTLEPORT PUBLIC LIBRARY	2,625	60	17	-----	----	-----	----	-----	-----	2,702	25.49	1.36
LIVERMORE PUBLIC LIBRARY	7,820	15	33	24	138	1	234	19	12	8,296	16.93	8.99
LOGAN PUBLIC LIBRARY	13,892	-----	58	-----	120	-----	20	-----	117	14,207	9.23	4.60
LOHRVILLE PUBLIC LIBRARY	8,735	-----	56	-----	----	-----	18	20	70	8,899	17.08	7.23
LOST NATION PUBLIC LIBRARY	8,212	-----	6	-----	----	-----	15	-----	-----	8,233	15.71	.97
LOWDEN PUBLIC LIBRARY	6,914	1	3	-----	220	-----	50	-----	74	7,262	10.13	1.72
LU VERNE PUBLIC LIBRARY	9,454	75	47	8	62	-----	102	108	73	9,929	23.75	.48
LYTTON PUBLIC LIBRARY	4,420	-----	12	-----	----	-----	4	1	-----	4,437	11.74	2.38
MADRID PUBLIC LIBRARY	9,997	41	72	-----	194	-----	99	24	66	10,493	4.60	11.84
MALLARD PUBLIC LIBRARY	7,258	9	46	-----	----	-----	8	-----	-----	7,321	17.99	2.87
MALVERN PUBLIC LIBRARY	13,399	18	46	-----	133	-----	156	-----	1,155	14,907	11.98	.95
MANCHESTER PUBLIC LIBRARY	42,739	-----	71	3	399	1	99	14	185	43,511	8.80	3.55
MANILLA PUBLIC LIBRARY	7,606	-----	2	-----	----	5	----	-----	-----	7,613	7.46	------
MANLY PUBLIC LIBRARY	16,037	-----	48	-----	198	-----	3	20	32	16,338	10.92	2.77
MANNING PUBLIC LIBRARY	13,239	-----	14	-----	----	55	174	-----	-----	13,482	8.38	.83
MANSON PUBLIC LIBRARY	15,391	-----	75	1	88	-----	208	78	138	15,979	8.31	4.97
MAPLETON PUBLIC LIBRARY	13,508	-----	67	-----	155	-----	100	66	95	13,991	9.36	1.95
MAQUOKETA PUBLIC LIBRARY	25,440	-----	96	16	471	-----	42	28	95	26,188	4.15	2.93
MARATHON PUBLIC LIBRARY	6,836	8	53	-----	----	-----	----	-----	29	6,926	15.67	.98
MARBLE ROCK PUBLIC LIBRARY	4,815	19	42	-----	42	-----	114	25	-----	5,057	12.07	8.78
MARCUS PUBLIC LIBRARY	13,644	249	65	1	219	-----	10	1	38	14,227	11.80	1.18
MARENGO PUBLIC LIBRARY	13,530	6	-----	2	233	-----	51	63	190	14,075	6.10	4.80
MARION PUBLIC LIBRARY	66,927	-----	151	3	1,860	-----	331	-----	506	69,778	3.58	1.96
MARSHALLTOWN PUBLIC LIBRARY	84,062	-----	260	-----	3,420	56	253	27	212	88,290	3.28	4.44
MARTELLE PUBLIC LIBRARY	5,969	9	4	-----	45	-----	27	-----	58	6,112	19.34	3.22
MASON CITY PUBLIC LIBRARY	84,767	-----	339	29	1,171	-----	567	7	1,727	88,607	2.94	4.12
MASSENA PUBLIC LIBRARY	4,299	-----	18	-----	----	-----	----	-----	-----	4,317	8.33	4.52

LIBRARY REPORT OF HOLDINGS

NAME	PRINT VOLUMES	GOV. DOC.	SERIALS PERIOD.	MICRO-FORMS	AUDIO	FILMS	VIDEO	COMPUTER SOFTWARE	OTHER	TOTAL	HOLDING PER CAP	PERCENT WITHDRAWN
MAXWELL PUBLIC LIBRARY	7,041	-----	8	-----	52	-----	53	-----	-----	7,154	9.14	9.37
MAYNARD PUBLIC LIBRARY	4,731	-----	32	14	61	1	10	2	14	4,865	8.67	3.59
MC GREGOR PUBLIC LIBRARY	14,604	8	29	24	572	-----	60	-----	221	15,518	16.42	3.72
MECHANICSVILLE PUBLIC LIBRAR	8,237	-----	30	-----	234	-----	111	-----	57	8,669	7.43	.63
MEDIAPOLIS PUBLIC LIBRARY	30,941	500	68	-----	659	-----	11	-----	500	32,679	19.39	5.26
MELBOURNE PUBLIC LIBRARY	13,644	5	20	-----	47	-----	33	4	11	13,764	18.80	------
MELVIN PUBLIC LIBRARY	6,664	-----	49	-----	235	-----	4	-----	57	7,009	25.30	7.53
MENLO PUBLIC LIBRARY	9,605	90	41	1	287	-----	10	-----	75	10,109	24.66	6.18
MERRILL PUBLIC LIBRARY	5,436	-----	76	-----	388	-----	----	-----	-----	5,900	8.01	3.98
MESERVEY PUBLIC LIBRARY	7,355	214	22	-----	109	35	102	12	20	7,869	24.29	------
MILFORD PUBLIC LIBRARY	15,217	-----	42	1	25	14	35	19	76	15,429	7.43	.81
MILO PUBLIC LIBRARY	13,102	-----	55	-----	144	-----	2	2	191	13,496	17.35	4.00
MILTON PUBLIC LIBRARY	6,237	-----	-----	-----	----	-----	----	-----	-----	6,237	11.00	------
MINBURN PUBLIC LIBRARY	5,453	-----	11	-----	57	-----	39	-----	-----	5,560	14.26	------
MISSOURI VALLEY PUBLIC LIBRA	22,715	-----	88	-----	537	-----	----	-----	175	23,515	7.57	.23
MITCHELLVILLE PUBLIC LIBRARY	12,923	-----	43	1,886	174	-----	30	38	66	25,160	16.44	3.34
MODALE PUBLIC LIBRARY	7,619	45	33	-----	32	-----	4	-----	52	7,785	20.87	1.53
MONDAMIN PUBLIC LIBRARY	10,245	-----	8	-----	37	6	----	-----	-----	10,296	24.34	.59
MONONA PUBLIC LIBRARY	16,343	396	38	-----	606	11	----	-----	-----	17,394	11.37	1.07
MONTEZUMA PUBLIC LIBRARY	14,692	-----	46	-----	76	-----	1	-----	246	15,061	10.14	5.42
MONTICELLO PUBLIC LIBRARY	19,370	-----	70	-----	174	-----	57	2	-----	19,673	5.40	5.49
MONTROSE PUBLIC LIBRARY	9,679	-----	49	-----	52	-----	39	-----	-----	9,819	9.46	4.02
MORAVIA PUBLIC LIBRARY	9,623	60	172	-----	450	-----	7	6	111	10,429	14.77	8.01
MORLEY PUBLIC LIBRARY	11,210	3	7	-----	----	-----	23	-----	-----	11,243	19.61	2 37
MORNING SUN PUBLIC LIBRARY	11,867	-----	59	1	200	2	118	-----	444	12,691	13.23	1.72
MOULTON PUBLIC LIBRARY	15,011	-----	38	349	142	-----	103	-----	1,000	16,643	21.84	4.75
MOUNT AYR PUBLIC LIBRARY	11,662	-----	71	7	427	-----	8	-----	160	12,335	6.36	6.00
MOUNT PLEASANT PUBLIC LIBRAR	40,124	1	141	-----	330	24	129	2	1,732	42,483	5.80	2.62
MUSCATINE PUBLIC LIBRARY	136,739	-----	440	-----	5,917	176	879	7	148	144,306	6.15	2.54
NASHUA PUBLIC LIBRARY	17,641	-----	82	63	453	-----	188	10	102	18,539	10.04	5.37
NEVADA PUBLIC LIBRARY	32,867	-----	122	181	453	-----	74	1	318	34,016	5.75	1.99
NEW ALBIN PUBLIC LIBRARY	4,787	-----	42	-----	126	-----	----	-----	-----	4,955	8.14	2.21
NEW HAMPTON PUBLIC LIBRARY	41,968	-----	60	67	322	-----	185	6	360	42,968	10.91	1.40
NEW HARTFORD PUBLIC LIBRARY	8,499	5	16	-----	44	-----	4	-----	10	8,578	11.23	.55
NEW LONDON PUBLIC LIBRARY	21,309	-----	65	-----	678	-----	636	34	-----	22,722	11.12	11.10
NEW SHARON PUBLIC LIBRARY	12,200	12	2	-----	----	-----	----	-----	-----	12,214	9.97	.94
NEW VIRGINIA PUBLIC LIBRARY	6,893	-----	4	-----	337	-----	----	-----	98	7,332	14.32	3.40
NEWELL PUBLIC LIBRARY	12,401	12	39	-----	83	-----	24	-----	7	12,566	13.76	3.10
NEWHALL PUBLIC LIBRARY	9,005	4	10	-----	110	10	55	-----	166	9,360	10.41	1.56
NEWTON PUBLIC LIBRARY	73,959	-----	140	5	2,629	-----	433	-----	1,584	78,750	5.15	3.15
NORA SPRINGS PUBLIC LIBRARY	15,720	-----	46	-----	83	-----	136	-----	-----	15,985	10.17	------
NORTH ENGLISH PUBLIC LIBRARY	15,459	-----	53	51	185	-----	----	-----	95	15,843	16.00	2.61
NORTH LIBERTY PUBLIC LIBRARY	13,799	-----	56	-----	111	-----	99	-----	-----	14,065	6.87	5 12
NORTHWOOD PUBLIC LIBRARY	19,178	-----	62	83	110	-----	----	-----	51	19,484	8.88	4.13
NORWALK PUBLIC LIBRARY	18,946	15	60	-----	496	-----	20	70	577	20,184	7.54	5.59
NORWAY PUBLIC LIBRARY	5,393	5	4	-----	163	-----	26	-----	55	5,646	8.92	1.94
OAKLAND PUBLIC LIBRARY	19,428	-----	54	3	357	53	16	-----	348	20,259	13.05	3.38
OCHEYEDAN PUBLIC LIBRARY	14,080	-----	49	-----	862	-----	----	-----	181	15,172	25.33	.06

LIBRARY REPORT OF HOLDINGS

NAME	PRINT VOLUMES	GOV. DOC.	SERIALS PERIOD.	MICRO-FORMS	AUDIO	FILMS	VIDEO	COMPUTER SOFTWARE	OTHER	TOTAL	HOLDING PER CAP	PERCENT WITHDRAWN
ODEBOLT PUBLIC LIBRARY	12,635	-----	49	-----	182	-----	----	98	37	13,001	10.01	10.99
OELWEIN PUBLIC LIBRARY	41,556	127	125	100	716	-----	155	26	855	43,660	5.77	5.20
OGDEN PUBLIC LIBRARY	12,998	-----	29	2	48	-----	----	-----	44	13,121	6.72	2.25
OLIN PUBLIC LIBRARY	8,228	-----	13	-----	158	-----	118	-----	-----	8,517	11.59	------
ONAWA PUBLIC LIBRARY	23,016	-----	104	-----	537	-----	48	19	3,624	29,348	8.94	4.86
ORANGE CITY PUBLIC LIBRARY	30,233	-----	143	1	1,931	-----	385	192	3,014	35,899	7.82	4.64
OSAGE PUBLIC LIBRARY	30,050	-----	96	8	1,003	-----	505	34	259	31,955	8.59	3.13
OSCEOLA PUBLIC LIBRARY	16,124	-----	80	60	180	-----	----	-----	537	16,981	4.53	10.01
OSKALOOSA PUBLIC LIBRARY	47,863	-----	137	4	1,877	-----	376	32	146	50,435	4.75	6.79
OSSIAN PUBLIC LIBRARY	16,680	-----	32	-----	82	-----	3	11	28	16,836	20.31	2.93
OTTUMWA PUBLIC LIBRARY	77,124	-----	193	-----	1,832	73	517	-----	705	80,444	2.94	4.92
OXFORD JUNCTION PUBLIC LIBRA	9,000	-----	22	1	12	-----	----	-----	-----	9,035	15.06	24.92
OXFORD PUBLIC LIBRARY	9,155	18	10	-----	----	-----	----	-----	-----	9,183	13.58	3.36
PACKWOOD PUBLIC LIBRARY	5,262	-----	-----	-----	----	-----	----	-----	-----	5,262	25.06	19.26
PALMER PUBLIC LIBRARY	8,917	-----	19	-----	----	-----	94	-----	-----	9,030	31.35	1.93
PANORA PUBLIC LIBRARY	11,925	6	72	1	593	-----	5	-----	137	12,739	10.52	4.72
PARKERSBURG PUBLIC LIBRARY	14,160	-----	40	-----	258	-----	37	-----	115	14,610	7.42	1.33
PATON PUBLIC LIBRARY	12,825	-----	33	-----	106	-----	64	-----	48	13,076	44.93	4.00
PAULLINA PUBLIC LIBRARY	17,675	-----	42	1	360	-----	138	30	50	18,296	14.95	2.67
PELLA PUBLIC LIBRARY	42,327	-----	227	101	1,562	2	465	4	153	44,841	5.37	2.37
PERRY PUBLIC LIBRARY	31,387	-----	107	-----	1,445	-----	399	51	182	33,571	4.76	9.02
PETERSON PUBLIC LIBRARY	5,829	-----	20	4	37	-----	564	-----	-----	6,454	13.73	18.10
PLAINFIELD PUBLIC LIBRARY	6,099	-----	53	-----	55	-----	----	6	-----	6,213	13.25	10.86
PLEASANT HILL PUBLIC LIBRARY	12,049	40	72	-----	622	-----	130	-----	610	13,523	3.87	.07
PLEASANTVILLE PUBLIC LIBRARY	12,520	-----	81	-----	217	-----	115	-----	59	12,992	8.49	2.11
PLOVER PUBLIC LIBRARY	2,517	-----	7	-----	----	-----	95	-----	-----	2,619	19.40	.61
POCAHONTAS PUBLIC LIBRARY	15,628	-----	80	1	711	-----	102	61	194	16,777	7.13	4.24
POLK CITY PUBLIC LIBRARY	6,788	-----	26	-----	199	-----	31	-----	57	7,101	4.28	3.24
POMEROY PUBLIC LIBRARY	-----	-----	-----	-----	----	-----	----	-----	-----	-------	-----	------
POSTVILLE PUBLIC LIBRARY	9,713	-----	53	3	----	-----	397	-----	85	10,251	6.95	4.30
PRESCOTT PUBLIC LIBRARY	7,217	-----	24	-----	12	-----	8	2	56	7,319	20.97	1.15
PRESTON PUBLIC LIBRARY	9,925	-----	39	1	70	10	150	18	1,908	12,121	10.82	2.41
PRIMGHAR PUBLIC LIBRARY	12,488	-----	23	1	68	-----	----	46	-----	12,626	12.02	1.39
QUIMBY PUBLIC LIBRARY	6,193	2	9	-----	128	15	42	-----	62	6,451	15.21	5.62
RADCLIFFE PUBLIC LIBRARY	8,330	8	55	-----	418	-----	312	37	107	9,267	15.63	.16
RAKE PUBLIC LIBRARY	4,956	-----	12	-----	236	-----	24	17	125	5,370	18.98	7.47
READLYN PUBLIC LIBRARY	14,030	-----	78	-----	541	1	211	64	297	15,222	17.74	.14
RED OAK PUBLIC LIBRARY	39,824	29	107	10	1,068	23	163	6	143	41,373	6.08	.62
REDFIELD PUBLIC LIBRARY	10,370	-----	46	-----	348	-----	6	-----	25	10,795	11.26	.87
REINBECK PUBLIC LIBRARY	13,231	24	59	-----	501	-----	196	-----	228	14,239	7.88	5.14
REMBRANDT PUBLIC LIBRARY	4,700	15	21	-----	4	-----	55	-----	112	4,907	16.86	.29
REMSEN PUBLIC LIBRARY	17,936	-----	101	14	590	2	2	23	334	19,002	11.94	4.01
RENWICK PUBLIC LIBRARY	11,943	45	36	-----	183	-----	420	22	34	12,683	30.93	5.53
RICEVILLE PUBLIC LIBRARY	10,640	-----	51	1	571	1	298	13	166	11,741	12.78	.93
RICHLAND PUBLIC LIBRARY	7,918	3	19	2	453	-----	266	-----	101	8,762	14.60	4.41
RINARD PUBLIC LIBRARY	6,657	-----	3	-----	12	-----	11	-----	-----	6,683	68.90	2.07
RINGSTED PUBLIC LIBRARY	8,886	-----	15	2	27	-----	2	-----	6	8,938	16.05	.41
RIPPEY PUBLIC LIBRARY	11,700	-----	15	-----	322	-----	----	-----	-----	12,037	39.60	.84

LIBRARY REPORT OF HOLDINGS

NAME	PRINT VOLUMES	GOV. DOC.	SERIALS PERIOD.	MICRO-FORMS	AUDIO	FILMS	VIDEO	COMPUTER SOFTWARE	OTHER	TOTAL	HOLDING PER CAP	PERCENT WITHDRAWN
ROCK RAPIDS PUBLIC LIBRARY	27,860	-----	91	10	872	-----	83	72	478	29,466	10.94	.74
ROCK VALLEY PUBLIC LIBRARY	17,866	-----	-----	-----	823	-----	146	64	385	19,284	7.13	9.13
ROCKFORD PUBLIC LIBRARY	8,236	39	59	1	189	-----	138	6	174	8,842	8.74	7.07
ROCKWELL CITY PUBLIC LIBRARY	14,353	-----	54	-----	38	-----	162	77	-----	14,684	6.45	7.13
ROCKWELL PUBLIC LIBRARY	10,556	-----	50	-----	179	-----	----	4	621	11,410	10.98	5.28
ROLAND PUBLIC LIBRARY	11,079	22	68	1	103	-----	300	-----	38	11,611	11.55	2.99
ROLFE PUBLIC LIBRARY	8,509	491	34	1	267	-----	66	54	146	9,568	12.02	2.12
ROWAN PUBLIC LIBRARY	4,658	-----	29	-----	96	-----	203	20	58	5,064	19.55	2.59
ROYAL PUBLIC LIBRARY	5,966	60	-----	-----	----	-----	----	-----	-----	6,026	11.54	.35
RUDD PUBLIC LIBRARY	6,058	100	65	-----	94	-----	284	14	125	6,740	14.65	14.22
RUTHVEN PUBLIC LIBRARY	8,471	-----	18	-----	95	-----	2	-----	-----	8,586	11.17	1.29
SABULA PUBLIC LIBRARY	9,669	5	41	32	234	11	85	-----	5	10,082	12.24	14.97
SAC CITY PUBLIC LIBRARY	20,401	-----	79	1	782	31	24	3	2,733	24,054	8.02	3.87
SAINT ANSGAR PUBLIC LIBRARY	11,015	-----	40	2	529	-----	337	9	163	12,095	11.00	3.58
SALEM PUBLIC LIBRARY	8,338	-----	30	-----	----	-----	----	-----	-----	8,368	18.07	1.83
SANBORN PUBLIC LIBRARY	8,259	-----	53	111	76	-----	9	-----	-----	8,508	6.09	3.45
SCHLESWIG PUBLIC LIBRARY	10,691	-----	5	29	49	-----	26	-----	25	10,825	12.47	.05
SCOTT COUNTY LIBRARY	104,088	-----	227	-----	5,505	40	817	7	654	111,338	3.79	1.39
SEYMOUR PUBLIC LIBRARY	9,347	80	38	-----	----	-----	----	-----	-----	9,465	9.14	6.00
SHEFFIELD PUBLIC LIBRARY	11,813	-----	45	-----	330	4	573	9	110	12,884	10.53	.21
SHELDON PUBLIC LIBRARY	27,133	45	128	145	661	1	209	62	5,278	33,662	6.73	3.84
SHELL ROCK PUBLIC LIBRARY	10,754	12	55	1	364	-----	157	-----	11	11.354	7.68	------
SHELLSBURG PUBLIC LIBRARY	7,964	40	20	-----	33	-----	----	-----	10	8,067	10.46	4.38
SHENANDOAH PUBLIC LIBRARY	43,043	202	131	19	1,101	4	334	86	2,909	47,829	7.62	3.05
SIBLEY PUBLIC LIBRARY	14,070	-----	83	11	398	-----	120	-----	197	14,879	4.88	9.43
SIDNEY PUBLIC LIBRARY	6,198	15	2	-----	----	-----	1	-----	-----	6,216	4.75	5.79
SIGOURNEY PUBLIC LIBRARY	14,020	-----	45	-----	----	-----	23	-----	-----	14,088	6.05	3.48
SILVER CITY PUBLIC LIBRARY	8,262	3	36	-----	121	-----	8	19	27	8,476	29.13	8.25
SIOUX CENTER PUBLIC LIBRARY	26,833	103	132	77	1,334	115	103	73	440	29,210	6.37	3.09
SIOUX CITY PUBLIC LIBRARY	165,478	89,074	534	33	3,153	261	862	41	1,724	261,160	3.18	7.55
SIOUX RAPIDS PUBLIC LIBRARY	21,183	76	33	2	----	-----	----	-----	-----	21,294	23.74	.38
SLATER PUBLIC LIBRARY	10,127	-----	35	-----	192	-----	----	-----	159	10,513	8.01	21.27
SLOAN PUBLIC LIBRARY	7,070	-----	11	-----	----	-----	----	-----	-----	7,081	7.24	------
SOLON PUBLIC LIBRARY	10,096	-----	2	-----	----	-----	----	-----	-----	10,098	10.42	4.38
SOMERS PUBLIC LIBRARY	5,475	-----	-----	-----	55	-----	85	67	591	6,273	28.51	2.58
SOUTH ENGLISH PUBLIC LIBRARY	7,502	3	37	-----	100	-----	----	-----	49	7,691	36.45	5.76
SPENCER PUBLIC LIBRARY	48,570	119	216	7	3,739	141	43	282	11,934	65,051	5.55	9.44
SPILLVILLE PUBLIC LIBRARY	5,593	-----	10	-----	62	-----	38	37	48	5,788	13.95	8.60
SPIRIT LAKE PUBLIC LIBRARY	22,271	-----	91	3	863	8	47	72	479	23,834	5.99	3.54
SPRINGVILLE PUBLIC LIBRARY	9,325	-----	31	-----	283	-----	52	-----	-----	9,691	8.32	3.10
STACYVILLE PUBLIC LIBRARY	6,934	-----	29	1	164	-----	206	1	67	7,402	13.76	2.87
STANHOPE PUBLIC LIBRARY	6,275	-----	31	-----	178	-----	27	-----	-----	6,511	13.23	7.63
STANTON PUBLIC LIBRARY	8,499	13	44	-----	25	-----	1	-----	-----	8,582	11.49	7.01
STANWOOD PUBLIC LIBRARY	7,111	-----	3	-----	56	17	22	-----	-----	7,209	10.23	.80
STATE CENTER PUBLIC LIBRARY	13,350	66	96	-----	424	-----	581	88	466	15,071	11.66	2.95
STEAMBOAT ROCK PUBLIC LIBRAR	10,787	220	35	-----	195	-----	246	40	114	11,637	30.07	7.57
STOCKPORT PUBLIC LIBRARY	6,786	-----	16	-----	56	-----	----	-----	-----	6,858	25.21	9.99
STORM LAKE PUBLIC LIBRARY	44,850	-----	129	-----	1,516	20	348	23	9	46,895	5.32	2.13

LIBRARY REPORT OF HOLDINGS

NAME	PRINT VOLUMES	GOV. DOC.	SERIALS PERIOD.	MICRO-FORMS	AUDIO	FILMS	VIDEO	COMPUTER SOFTWARE	OTHER	TOTAL	HOLDING PER CAP	PERCENT WITHDRAWN
STORY CITY PUBLIC LIBRARY	23,270	-----	46	-----	328	-----	80	2	465	24,191	8.76	1.91
STRATFORD PUBLIC LIBRARY	4,164	5	36	-----	11	-----	2	-----	38	4,256	5.28	4.36
STRAWBERRY POINT PUBLIC LIB	12,303	-----	52	-----	518	-----	3	50	45	12,971	8.87	.32
STUART PUBLIC LIBRARY	17,572	2,600	71	1	----	-----	102	-----	174	20,520	12.44	1.77
SUMNER PUBLIC LIBRARY	21,841	-----	64	51	666	1	170	-----	2,686	25,479	10.91	4.99
SUTHERLAND PUBLIC LIBRARY	7,564	-----	42	1	90	-----	112	-----	210	8,019	8.94	7.26
SWALEDALE PUBLIC LIBRARY	4,689	9	28	-----	412	-----	----	15	43	5,196	27.94	2.94
SWEA CITY PUBLIC LIBRARY	19,102	20	28	-----	188	6	89	7	115	19,555	24.05	.61
TABOR PUBLIC LIBRARY	6,765	4	15	6,140	18	-----	8	-----	94	13,044	11.99	1.78
TAMA PUBLIC LIBRARY	19,090	-----	87	-----	167	-----	350	65	280	20,039	6.75	4.17
TERRIL PUBLIC LIBRARY	15,820	98	35	1	253	-----	5	-----	-----	16,212	38.60	4.91
THOMPSON PUBLIC LIBRARY	4,704	54	21	-----	111	-----	30	8	60	4,988	7.47	1.46
THORNTON PUBLIC LIBRARY	8,083	-----	21	7,383	----	96	225	-----	75	15,883	35.93	8.23
TIPTON PUBLIC LIBRARY	25,810	-----	61	9	308	-----	19	2	-----	26,209	8.58	.16
TITONKA PUBLIC LIBRARY	8,576	-----	-----	-----	----	-----	----	-----	-----	8,576	14.13	------
TOLEDO PUBLIC LIBRARY	13,912	51	103	-----	127	-----	13	-----	655	14,861	6.08	12.87
TRAER PUBLIC LIBRARY	13,452	-----	54	-----	381	-----	63	-----	306	14,256	8.37	5.74
TRIPOLI PUBLIC LIBRARY	12,171	-----	69	-----	338	-----	610	15	107	13,310	10.40	3.37
TRURO PUBLIC LIBRARY	12,487	25	87	-----	476	-----	----	-----	-----	13,075	32.13	1.63
UNION PUBLIC LIBRARY	18,014	-----	100	-----	1,053	5	774	57	840	20,843	40.47	5.70
URBANDALE PUBLIC LIBRARY	68,522	-----	269	-----	4,486	2	1,001	-----	400	74,680	4.18	14.45
VAN HORNE PUBLIC LIBRARY	8,811	4	40	-----	113	3	114	5	286	9,376	13.75	1.44
VAN METER PUBLIC LIBRARY	5,669	-----	24	-----	49	-----	----	-----	-----	5,742	7.69	.85
VARINA PUBLIC LIBRARY	1,285	-----	7	-----	----	-----	----	-----	-----	1,292	10.59	15.08
VENTURA PUBLIC LIBRARY	7,439	218	47	-----	78	-----	----	7	210	7,999	13.03	9.45
VICTOR PUBLIC LIBRARY	12,890	12,892	58	-----	80	-----	----	-----	-----	25,920	24.78	.82
VILLISCA PUBLIC LIBRARY	13,531	7	52	-----	292	-----	10	-----	83	13,975	9.75	4.38
VINTON PUBLIC LIBRARY	27,093	25	97	-----	767	-----	65	15	200	28,262	5.61	4.14
VOLGA PUBLIC LIBRARY	5,607	38	36	-----	53	-----	15	-----	90	5,839	18.84	5.03
WADENA PUBLIC LIBRARY	6,751	1,026	27	-----	213	-----	1	-----	-----	8,018	34.86	1.95
WALL LAKE PUBLIC LIBRARY	9,513	-----	43	-----	51	3	64	82	-----	9,756	10.94	3.09
WALNUT PUBLIC LIBRARY	7,655	-----	44	-----	131	9	----	23	181	8,043	8.97	2.19
WAPELLO PUBLIC LIBRARY	16,858	-----	33	-----	55	-----	3	-----	-----	16,949	8.43	1.06
WASHINGTON PUBLIC LIBRARY	35,284	-----	195	11	432	-----	39	53	95	36,109	5.48	3.53
WATERLOO PUBLIC LIBRARY	169,939	-----	467	-----	5,036	-----	823	86	154	176,505	2.32	4.28
WAUCOMA PUBLIC LIBRARY	8,303	14	34	-----	214	-----	67	60	84	8,776	28.49	3.38
WAUKEE PUBLIC LIBRARY	6,904	44	19	-----	91	-----	168	-----	2	7,228	3.25	.95
WAUKON PUBLIC LIBRARY	23,877	277	131	-----	630	-----	112	54	371	25,452	6.39	1.99
WAVERLY PUBLIC LIBRARY	49,858	-----	162	11	198	34	313	30	217	50,823	6.02	.84
WEBB PUBLIC LIBRARY	8,253	15	23	-----	30	-----	----	-----	-----	8,321	37.48	.02
WEBSTER CITY PUBLIC LIBRARY	47,967	-----	140	8	1,177	6	388	60	553	50,299	5.87	3.82
WELLMAN PUBLIC LIBRARY	11,126	-----	10	38	37	-----	25	-----	74	11,310	10.05	1.67
WELLSBURG PUBLIC LIBRARY	8,863	-----	31	45	168	-----	145	-----	1,754	11,006	14.46	3.01
WESLEY PUBLIC LIBRARY	10,224	230	44	-----	----	-----	----	-----	273	10,771	18.01	3.75
WEST BEND PUBLIC LIBRARY	11,460	60	68	1	827	-----	423	30	521	13,390	14.23	3.93
WEST BRANCH PUBLIC LIBRARY	21,144	-----	53	-----	1,959	65	883	97	7,479	31,680	16.97	16.16
WEST DES MOINES PUBLIC LIBRA	80,287	-----	244	-----	3,691	-----	217	226	3,373	88,038	4.02	3.30
WEST LIBERTY PUBLIC LIBRARY	27,893	-----	72	31	255	177	70	7	1,062	29,567	10.86	2.69

LIBRARY REPORT OF HOLDINGS

NAME	PRINT VOLUMES	GOV. DOC.	SERIALS PERIOD.	MICRO-FORMS	AUDIO	FILMS	VIDEO	COMPUTER SOFTWARE	OTHER	TOTAL	HOLDING PER CAP	PERCENT WITHDRAWN
WEST POINT PUBLIC LIBRARY	10,762	8	70	10	200	8	170	-----	136	11,364	10.03	14.50
WEST UNION PUBLIC LIBRARY	29,692	-----	45	-----	72	-----	15	6	-----	29,830	10.72	1.68
WESTGATE PUBLIC LIBRARY	2,399	-----	24	-----	----	-----	----	-----	-----	2,423	9.21	2.45
WESTSIDE PUBLIC LIBRARY	-----	-----	-----	-----	----	-----	----	-----	-----	-------	-----	------
WHAT CHEER PUBLIC LIBRARY	2,537	-----	13	-----	----	-----	----	-----	-----	2,550	3.18	.21
WHEATLAND PUBLIC LIBRARY	4,302	-----	5	39	30	-----	----	2	5	4,383	5.22	.23
WHITING PUBLIC LIBRARY	10,923	123	67	-----	63	-----	2	7	60	11,245	15.32	1.41
WHITTEMORE PUBLIC LIBRARY	12,171	6	61	1	222	12	239	16	114	12,842	19.85	1.65
WILLIAMS PUBLIC LIBRARY	8,336	4	18	-----	6	-----	----	-----	2	8,366	20.40	2.35
WILLIAMSBURG PUBLIC LIBRARY	23,129	-----	75	-----	883	-----	301	-----	243	24,631	12.12	4.26
WILTON PUBLIC LIBRARY	15,700	-----	60	52	437	-----	47	2	-----	16,298	6.51	4.62
WINFIELD PUBLIC LIBRARY	24	63	63	-----	701	-----	2	-----	62	915	.88	1.48
WINTERSET PUBLIC LIBRARY	31,913	1	103	5	678	-----	407	8	-----	33,115	8.24	3.77
WINTHROP PUBLIC LIBRARY	7,877	-----	12	-----	118	-----	----	15	-----	8,022	10.46	8.09
WODEN PUBLIC LIBRARY	4,308	30	34	-----	14	-----	54	-----	36	4,476	15.60	11.54
WOODBINE PUBLIC LIBRARY	17,148	-----	58	1	889	-----	9	103	-----	18,208	12.45	2.26
WOODBURY COUNTY LIBRARY	53,444	-----	54	-----	51	-----	----	-----	-----	53,549	4.22	3.48
WOODWARD PUBLIC LIBRARY	10,539	-----	50	70	284	-----	2	45	247	11,237	9.27	14.98
WYOMING PUBLIC LIBRARY	10,677	-----	11	-----	120	-----	102	-----	-----	10,910	15.54	3.01
ZEARING PUBLIC LIBRARY	8,692	-----	22	-----	428	-----	689	-----	5	9,836	15.61	5.37

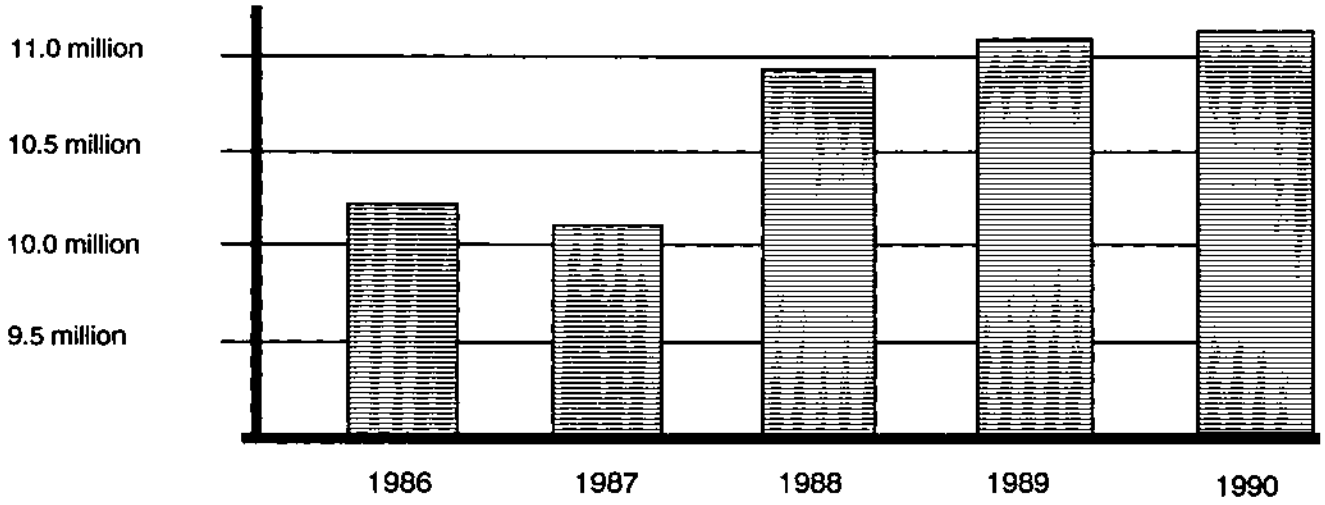

PUBLIC LIBRARY HOLDINGS,
IN MILLIONS OF VOLUMES, 1986-1990

Public Library Holdings, 1986-1990, were as follows:

1986- 10,214,675
1987- 10,126,086
1988- 10,910,601
1989- 11,107,001
1990- 11,169,403

REPORT OF CIRCULATION - REGION CE TOTAL

SIZE GROUP	NO. LIB TOT	NO. LIB RPT	ADULT BOOKS	JUVENILE BOOKS	FILMS	VIDEO	AUDIO	PERIOD.	OTHER	TOTAL CIRCULATION	TURNOVER OF COLLECTION	CIRC. PER CAP.
A- 0 - 499	118	7	16,556	13,614	-------	1,792	382	4,950	360	37,654	.73	15.79
B- 500 - 999	141	17	77,716	73,096	5	12,211	2,957	14,481	3,394	183,860	1.21	14.86
C- 1,000 - 2,499	146	17	112,622	133,708	325	29,887	7,007	29,199	5,280	318,028	1.63	11.83
D- 2,500 - 4,999	52	7	134,989	129,935	175	15,287	8,686	17,168	10,059	316,299	1.81	13.33
E- 5,000 - 9,999	36	5	171,207	196,280	172	17,824	17,534	26,702	12,329	442,048	2.71	12.55
F- 10,000 - 24,999	12	6	527,721	505,056	235	103,406	63,096	37,502	20,342	1,257,358	3.11	13.39
G- 25,000 - 49,999	9	2	371,276	319,647	22	32,235	69,202	47,380	27,392	867,154	3.84	11.93
H- OVER - 50,000	8	1	771,579	315,152	3,577	46,763	38,902	27,165	542	1,203,680	1.85	6.30
I-COUNTY LIBRARIES	3	0	-------	-------	-------	-------	-------	-------	-------	-------	----	-----
REGION CE TOTAL	525	62	2,183,666	1,686,488	4,511	259,405	207,766	204,547	79,698	4,626,081	2.30	10.10

REPORT OF CIRCULATION - REGION EC TOTAL

SIZE GROUP	NO. LIB TOT	NO. LIB RPT	ADULT BOOKS	JUVENILE BOOKS	FILMS	VIDEO	AUDIO	PERIOD.	OTHER	TOTAL CIRCULATION	TURNOVER OF COLLECTION	CIRC. PER CAP.
A- 0 - 499	118	7	9,743	21,541	-------	2,908	626	1,809	536	37,163	.88	14.68
B- 500 - 999	141	22	74,559	99,081	135	20,802	3,436	12,836	4,005	214,854	1.11	13.28
C- 1,000 - 2,499	146	18	134,818	159,994	96	23,990	11,242	36,422	4,102	370,664	1.36	12.86
D- 2,500 - 4,999	52	8	147,134	139,668	151	11,929	8,728	33,295	2,637	343,542	2.05	10.88
E- 5,000 - 9,999	36	4	155,577	184,045	233	21,961	14,343	23,223	3,253	402,635	2.49	14.43
F- 10,000 - 24,999	12	1	74,013	96,943	-------	6,976	4,861	6,608	4,290	193,691	2.78	9.95
G- 25,000 - 49,999	9	1	107,023	77,120	58	57	4,725	15,899	2,271	207,153	1.45	6.31
H- OVER - 50,000	8	2	966,909	632,134	2,373	246,898	175,889	24,894	26,177	2,075,274	4.44	12.91
I-COUNTY LIBRARIES	3	0	-------	-------	-------	-------	-------	-------	-------	-------	----	-----
REGION EC TOTAL	525	63	1,669,776	1,410,526	3,046	335,521	223,850	154,986	47,271	3,844,976	2.54	12.01

REPORT OF CIRCULATION - REGION NC TOTAL

SIZE GROUP	NO. TOT	LIB RPT	ADULT BOOKS	JUVENILE BOOKS	FILMS	VIDEO	AUDIO	PERIOD.	OTHER	TOTAL CIRCULATION	TURNOVER OF COLLECTION	CIRC. PER CAP.
A- 0 - 499	118	30	83,932	101,868	1,677	57,528	5,332	33,160	6,895	290,392	1.23	27.73
B- 500 - 999	141	21	111,119	127,999	391	71,338	10,389	39,218	4,929	365,383	1.65	24.36
C- 1,000 - 2,499	146	14	103,642	100,397	165	43,222	5,076	26,901	1,135	280,538	1.42	13.65
D- 2,500 - 4,999	52	9	200,221	179,474	895	46,728	11,415	31,238	5,909	475,880	2.14	14.30
E- 5,000 - 9,999	36	5	234,337	201,541	824	41,865	15,126	46,810	5,361	545,864	2.45	14.65
F- 10,000 - 24,999	12	0	-------	-------	-------	-------	-------	-------	-------	-------	----	-----
G- 25,000 - 49,999	9	2	232,015	169,777	-------	37,139	12,536	11,877	22,423	485,767	3.03	8.15
H- OVER - 50,000	8	0	-------	-------	-------	-------	-------	-------	-------	-------	----	-----
I-COUNTY LIBRARIES	3	0	-------	-------	-------	-------	-------	-------	-------	-------	----	-----
REGION NC TOTAL	525	81	965,266	881,056	3,952	297,820	59,874	189,204	46,652	2,443,824	1.94	13.88

REPORT OF CIRCULATION - REGION NE TOTAL

SIZE GROUP	NO. TOT	LIB RPT	ADULT BOOKS	JUVENILE BOOKS	FILMS	VIDEO	AUDIO	PERIOD.	OTHER	TOTAL CIRCULATION	TURNOVER OF COLLECTION	CIRC. PER CAP.
A- 0 - 499	118	16	29,212	45,664	29	4,897	2,579	10,069	3,156	95,606	1.02	18.85
B- 500 - 999	141	24	121,223	179,241	112	15,949	8,073	36,489	2,634	363,721	1.52	20.43
C- 1,000 - 2,499	146	25	226,507	261,788	983	33,311	15,503	83,725	15,360	637,177	1.68	15.67
D- 2,500 - 4,999	52	8	147,941	176,365	101	16,695	9,922	38,991	1,500	391,515	1.75	12.63
E- 5,000 - 9,999	36	4	175,644	173,972	362	12,415	13,015	47,241	6,151	428,800	2.62	14.11
F- 10,000 - 24,999	12	0	-------	-------	-------	-------	-------	-------	-------	-------	----	-----
G- 25,000 - 49,999	9	1	178,185	167,492	333	30,356	11,291	19,582	3,142	410,381	4.08	11.30
H- OVER - 50,000	8	2	470,725	353,890	228	27,960	25,597	33,954	11,306	923,660	2.41	6.68
I-COUNTY LIBRARIES	3	1	12,837	39,564	-------	-------	755	3,626	43,914	100,696	2.39	4.99
REGION NE TOTAL	525	81	1,362,274	1,397,976	2,148	141,583	86,735	273,677	87,163	3,351,556	2.06	10.48

REPORT OF CIRCULATION - REGION NW TOTAL

SIZE GROUP	NO. TOT	LIB RPT	ADULT BOOKS	JUVENILE BOOKS	FILMS	VIDEO	AUDIO	PERIOD.	OTHER	TOTAL CIRCULATION	TURNOVER OF COLLECTION	CIRC. PER CAP.
A- 0 - 499	118	23	37,620	53,899	14	9,584	803	18,002	759	120,681	.81	16.97
B- 500 - 999	141	29	103,794	127,551	117	7,248	6,450	38,341	1,864	285,365	.98	13.05
C- 1,000 - 2,499	146	27	216,347	230,420	614	11,081	9,781	65,129	12,271	545,643	1.44	13.47
D- 2,500 - 4,999	52	10	254,185	302,936	1,157	13,735	27,988	57,379	19,892	677,272	2.74	19.23
E- 5,000 - 9,999	36	7	314,128	282,672	318	23,220	29,343	72,666	11,412	733,759	2.36	13.85
F- 10,000 - 24,999	12	1	52,390	33,328	109	-------	4,276	13,864	5,268	109,235	1.68	9.32
G- 25,000 - 49,999	9	0	-------	-------	-------	-------	-------	-------	-------	-------	----	-----
H- OVER - 50,000	8	1	349,890	227,062	512	15,144	12,188	40,848	3,184	648,828	2.48	7.91
I-COUNTY LIBRARIES	3	1	90,324	-------	-------	-------	123	1,822	-------	92,269	1.72	7.27
REGION NW TOTAL	525	99	1,418,678	1,257,868	2,841	80,012	90,952	308,051	54,650	3,213,052	1.83	12.16

REPORT OF CIRCULATION - REGION SE TOTAL

SIZE GROUP	NO. TOT	LIB RPT	ADULT BOOKS	JUVENILE BOOKS	FILMS	VIDEO	AUDIO	PERIOD.	OTHER	TOTAL CIRCULATION	TURNOVER OF COLLECTION	CIRC. PER CAP.
A- 0 - 499	118	10	24,168	16,735	17	1,937	626	3,057	366	46,906	.75	13.64
B- 500 - 999	141	11	47,761	38,023	7	11,887	1,313	14,512	1,111	114,614	.92	13.86
C- 1,000 - 2,499	146	15	103,128	94,755	122	30,404	2,925	28,559	2,750	262,643	1.33	12.31
D- 2,500 - 4,999	52	4	146,389	73,497	57	36,372	3,915	13,975	1,262	275,467	2.69	22.47
E- 5,000 - 9,999	36	4	208,487	176,346	166	31,619	29,614	28,690	2,959	477,881	2.65	15.99
F- 10,000 - 24,999	12	4	290,307	205,581	606	42,070	24,568	34,842	19,878	617,852	1.66	10.10
G- 25,000 - 49,999	9	3	351,818	300,155	-------	32,355	43,000	45,690	8,866	781,884	2.89	9.28
H- OVER - 50,000	8	1	362,318	222,052	-------	17,926	32,628	29,395	5,217	669,536	1.53	6.48
I-COUNTY LIBRARIES	3	1	104,177	104,439	53	8,423	5,037	33,466	728	256,323	2.30	8.73
REGION SE TOTAL	525	53	1,638,553	1,231,583	1,028	212,993	143,626	232,186	43,137	3,503,106	1.88	9.92

REPORT OF CIRCULATION - REGION SW TOTAL

SIZE GROUP	NO. TOT	LIB RPT	ADULT BOOKS	JUVENILE BOOKS	FILMS	VIDEO	AUDIO	PERIOD.	OTHER	TOTAL CIRCULATION	TURNOVER OF COLLECTION	CIRC. PER CAP.
A- 0 - 499	118	14	28,103	26,789	382	2,866	529	9,322	1,057	69,048	.67	12.79
B- 500 - 999	141	11	43,479	41,683	19	3,542	1,579	9,587	4,139	104,028	1.10	12.92
C- 1,000 - 2,499	146	23	223,419	166,774	370	9,104	7,927	33,497	6,848	447,939	1.25	12.93
D- 2,500 - 4,999	52	5	104,608	69,714	338	11,878	8,751	21,114	1,291	217,694	1.86	12.52
E- 5,000 - 9,999	36	7	243,745	183,439	386	28,560	11,012	39,445	22,531	529,118	2.07	11.66
F- 10,000 - 24,999	12	0	-------	-------	-------	-------	-------	-------	-------	-------	----	-----
G- 25,000 - 49,999	9	0	-------	-------	-------	-------	-------	-------	-------	-------	----	-----
H- OVER - 50,000	8	1	131,123	100,877	19	6,914	4,136	2,267	1,509	246,845	1.19	4.37
I-COUNTY LIBRARIES	3	0	-------	-------	-------	-------	-------	-------	-------	-------	----	-----
REGION SW TOTAL	525	61	774,477	589,276	1,514	62,864	33,934	115,232	37,375	1,614,672	1.42	9.65

LIBRARY CIRCULATION SUMMARY REPORT

NAME	REG	SZ CD	ADULT BOOKS	JUVENILE BOOKS	FILMS	VIDEO	AUDIO	PERIOD.	OTHER	TOTAL CIRCULATION	TURNOVER OF COLLECTION	CIRC. PER CAP.	LOANS TO OTHERS	LOANS FROM OTHERS
ACKLEY PUBLIC LIBRAR	NC	C	6,304	5,043	-	4,946	374	1,853	62	18,582	1.41	9.78	96	84
ADAIR PUBLIC LIBRARY	SW	B	4,498	3,734	-	180	11	1,155	1,012	10,590	1.49	11.99	10	109
ADEL PUBLIC LIBRARY	CE	D	19,415	17,790	10	852	166	3,574	-	41,807	1.96	14.69	3	95
AGENCY PUBLIC LIBRAR	SE	B	2,100	1,100	-	-	-	440	-	3,640	.32	5.54	-	-
AKRON PUBLIC LIBRARY	NW	C	12,175	16,302	60	31	76	5,328	246	34,218	2.04	22.56	12	205
ALBERT CITY PUBLIC L	NW	B	3,468	3,888	-	-	2	1,446	176	8,980	.82	10.98	-	56
ALBIA PUBLIC LIBRARY	SE	D	102,051	42,691	57	30,673	1,148	6,639	818	184,077	4.73	44.00	114	221
ALBION PUBLIC LIBRAR	CE	B	8,600	5,400	-	12	-	2,400	820	17,232	1.29	23.32	3	15
ALDEN PUBLIC LIBRARY	NC	B	4,116	4,151	-	13,316	513	2,128	10	24,234	2.89	25.43	64	60
ALEXANDER PUBLIC LIB	NC	A	2,779	1,855	-	485	586	1,338	604	7,647	.70	40.25	121	53
ALGONA PUBLIC LIBRAR	NC	E	48,875	43,822	138	12,164	591	12,734	742	119,066	3.14	18.93	254	465
ALLERTON PUBLIC LIBR	SW	B	1,265	503	-	12	-	111	-	1,891	.26	2.82	-	-
ALLISON PUBLIC LIBRA	NE	C	5,812	12,276	43	851	107	6,467	79	25,635	1.77	22.65	6	43
ALTA PUBLIC LIBRARY	NW	C	2,000	1,700	-	-	-	366	-	4,066	.40	2.36	-	15
ALTA VISTA PUBLIC LI	NE	A	3,100	2,674	5	-	-	125	30	5,934	.96	18.90	30	132
ALTON PUBLIC LIBRARY	NW	B	4,033	5,563	-	-	497	2,146	235	12,474	1.36	12.65	13	82
ALTOONA PUBLIC LIBRA	CE	E	29,752	24,331	-	4,167	1,691	3,549	336	63,826	3.18	11.07	-	365
AMES PUBLIC LIBRARY	CE	G	284,114	262,522	-	29,259	63,163	37,918	26,705	703,681	5.13	15.37	1,565	2,164
ANAMOSA PUBLIC LIBRA	EC	D	13,887	9,476	-	-	437	1,526	65	25,391	1.51	5.12	7	137
ANITA PUBLIC LIBRARY	SW	C	6,497	5,500	31	527	77	2,288	525	15,445	1.84	13.40	48	125
ANKENY PUBLIC LIBRAR	CE	F	64,964	90,798	87	12,453	7,877	8,055	3,992	188,226	3.20	12.20	-	254
ANTHON PUBLIC LIBRAR	NW	B	5,208	4,646	-	-	10	4,241	-	14,105	1.39	20.53	-	-
APLINGTON PUBLIC LIB	NE	C	6,793	9,977	11	-	949	5,001	252	22,983	1.58	22.38	57	189
ARCHER PUBLIC LIBRAR	NW	A	1,100	3,500	-	-	-	100	25	4,725	.93	35.26	-	3
ARLINGTON PUBLIC LIB	NE	A	3,237	4,633	-	577	681	931	-	10,059	1.75	20.20	2	30
ARMSTRONG PUBLIC LIB	NW	C	8,401	5,235	54	-	199	2,672	68	16,629	.99	14.42	-	25
ARNOLDS PARK PUBLIC	NW	C	4,600	4,589	-	769	300	1,779	-	12,117	1.11	11.53	-	40
ARTHUR PUBLIC LIBRAR	NW	A	455	957	-	-	202	455	-	2,069	.60	7.18	-	18
ASHTON PUBLIC LIBRAR	NW	A	2,515	5,902	-	3	178	1,717	68	10,383	1.35	23.54	58	114
ATKINS PUBLIC LIBRAR	EC	B	3,288	4,699	-	3,227	360	1,474	40	13,088	1.93	19.30	5	75
ATLANTIC PUBLIC LIBR	SW	E	35,542	26,018	-	1,083	425	9,117	2,148	74,333	2.05	9.54	133	207
AUDUBON PUBLIC LIBRA	SW	D	13,616	15,399	76	1,131	521	2,429	704	33,876	1.32	11.92	108	265
AURELIA PUBLIC LIBRA	NW	C	3,897	7,733	-	500	218	577	806	13,731	1.22	12.01	-	223
AVOCA PUBLIC LIBRARY	SW	C	9,794	8,801	19	1,767	172	934	916	22,403	1.49	13.58	32	228
BAGLEY PUBLIC LIBRAR	SW	A	1,553	1,333	-	16	50	219	10	3,181	.43	8.60	21	21
BANCROFT PUBLIC LIBR	NC	C	6,592	11,905	26	2,839	97	2,512	196	24,167	1.40	22.34	109	111
BATAVIA PUBLIC LIBRA	SE	B	2,143	1,898	3	111	10	1,148	-	5,313	.86	10.12	-	60
BATTLE CREEK PUBLIC	NW	B	5,989	6,093	33	-	116	1,489	41	13,761	1.39	14.97	-	155
BAYARD PUBLIC LIBRAR	SW	B	6,584	5,331	9	756	535	2,006	2,237	17,458	1.27	27.41	145	209
BEAMAN PUBLIC LIBRAR	NE	A	1,513	2,455	8	2,084	84	1,080	877	8,101	1.23	36.99	11	146
BEDFORD PUBLIC LIBRA	SW	C	10,614	5,551	-	40	6	1,866	492	18,569	.90	10.97	115	117
BELLE PLAINE PUBLIC	EC	D	7,929	7,266	-	4,517	633	2,340	826	23,511	1.44	8.10	14	64
BELLEVUE PUBLIC LIBR	EC	C	13,253	21,221	-	1,584	1,191	6,030	66	43,345	2.50	17.69	11	45
BELMOND PUBLIC LIBRA	NC	D	16,740	13,199	32	2,793	646	4,068	397	37,875	1.82	15.12	111	372
BENNETT PUBLIC LIBRA	EC	A	2,596	3,901	-	1,216	208	-	20	7,941	1.62	17.34	-	45
BETTENDORF PUBLIC LI	SE	G	154,803	102,982	-	9,122	25,614	16,715	7,748	316,984	3.00	11.58	1,239	867
BIRMINGHAM PUBLIC LI	SE	A	1,046	587	-	-	15	187	-	1,835	.34	4.48	11	9
BLAIRSTOWN PUBLIC LI	EC	B	3,364	5,334	7	1,785	388	232	99	11,209	1.22	16.13	7	81

LIBRARY CIRCULATION SUMMARY REPORT

NAME	REG	SZ CD	ADULT BOOKS	JUVENILE BOOKS	FILMS	VIDEO	AUDIO	PERIOD.	OTHER	TOTAL CIRCULATION	TURNOVER OF COLLECTION	CIRC. PER CAP.	LOANS TO OTHERS	LOANS FROM OTHERS
BLAKESBURG PUBLIC LI	SE	A	1,550	350	-	12	-	25	-	1,937	.61	4.79	2	15
BLOOMFIELD PUBLIC LI	SE	D	21,602	11,850	-	1,730	1,310	3,570	-	40,062	2.30	14.06	91	276
BODE PUBLIC LIBRARY	NC	A	6,248	7,151	-	2,604	115	3,406	487	20,011	4.03	49.29	-	176
BONAPARTE PUBLIC LIB	SE	A	4,998	1,207	-	-	-	98	273	6,576	.58	13.45	11	1
BONDURANT PUBLIC LIB	CE	C	4,599	4,873	33	495	167	799	597	11,563	1.61	9.01	-	128
BOONE PUBLIC LIBRARY	CE	F	75,775	61,829	121	9,746	11,894	-	7,586	166,951	2.56	13.25	803	455
BOYDEN PUBLIC LIBRAR	NW	B	4,149	11,209	-	404	925	5,264	25	21,976	1.19	31.04	-	160
BRITT PUBLIC LIBRARY	NC	C	9,106	8,654	24	320	1,020	800	-	19,924	.96	9.12	159	61
BROOKLYN PUBLIC LIBR	EC	C	5,460	2,140	10	5	30	1,685	85	9,415	1.25	6.24	5	20
BUFFALO CENTER PUBLI	NC	C	2,633	2,837	-	388	47	584	38	6,527	.71	5.29	25	16
BURLINGTON PUBLIC LI	SE	G	129,977	134,605	-	11,241	11,134	16,793	443	304,193	3.60	10.30	449	657
BURT PUBLIC LIBRARY	NC	B	2,050	3,105	8	1,313	150	422	122	7,170	1.05	10.41	10	160
BUSSEY PUBLIC LIBRAR	CE	B	3,702	1,282	-	20	76	-	-	5,080	.73	8.77	-	4
CALAMUS PUBLIC LIBRA	EC	A	117	224	-	42	-	-	-	383	.18	.85	-	3
CALLENDER PUBLIC LIB	NC	A	2,701	4,361	-	12,166	569	1,662	21	21,480	2.87	48.16	38	81
CALMAR PUBLIC LIBRAR	NE	C	2,016	3,619	-	2	365	1,231	348	7,581	.76	7.20	48	32
CAMANCHE PUBLIC LIBR	EC	D	16,936	12,037	-	32	1,210	8,141	110	38,466	1.23	8.14	50	175
CAMBRIDGE PUBLIC LIB	CE	B	2,066	1,388	-	-	10	-	-	3,464	.46	4.73	-	-
CANTRIL PUBLIC LIBRA	SE	A	825	421	-	12	54	-	-	1,312	.38	4.39	1	8
CARLISLE PUBLIC LIBR	CE	D	14,006	11,942	69	11	381	1,099	95	27,603	.98	8.98	1	151
CARROLL PUBLIC LIBRA	NW	E	68,849	59,067	62	757	3,731	10,473	1,411	144,350	1.92	14.87	344	237
CASCADE PUBLIC LIBRA	NE	C	8,390	13,382	73	7	303	399	54	22,608	1.43	11.82	-	125
CASEY PUBLIC LIBRARY	SW	A	2,647	3,695	3	580	33	800	80	7,838	.96	16.57	19	301
CEDAR FALLS PUBLIC L	NE	G	178,185	167,492	333	30,356	11,291	19,582	3,142	410,381	4.08	11.30	192	676
CEDAR RAPIDS PUBLIC	EC	H	626,569	405,421	830	111,317	80,667	10,276	11,955	1,247,035	4.27	11.31	8,274	3,125
CENTER POINT PUBLIC	EC	C	14,860	13,981	-	4,730	245	1,602	335	35,753	1.97	22.47	7	48
CENTERVILLE PUBLIC L	SE	E	36,121	40,072	-	1,963	670	7,628	18	86,472	2.81	13.19	134	627
CENTRAL CITY PUBLIC	EC	C	4,619	6,305	-	3	1,152	1,540	-	13,619	.90	12.76	-	72
CHARITON PUBLIC LIBR	SW	D	18,088	20,198	148	3,906	3,962	3,686	379	50,367	1.65	10.10	57	327
CHARLES CITY PUBLIC	NC	E	62,495	32,025	289	1,413	6,550	9,432	828	113,032	3.02	12.88	488	764
CHARTER OAK PUBLIC L	NW	B	2,395	1,215	-	149	-	4	4	3,767	.59	6.13	-	55
CHELSEA PUBLIC LIBRA	EC	A	1,750	3,811	-	147	302	332	-	6,342	.85	16.87	4	9
CHEROKEE PUBLIC LIBR	NW	E	24,629	31,269	54	4,625	2,172	6,309	744	69,802	2.83	9.97	137	428
CHURDAN PUBLIC LIBRA	CE	B	10,458	6,868	2	1,712	262	957	201	20,460	1.58	37.89	-	144
CLARE PUBLIC LIBRARY	NC	A	700	1,842	-	2,409	222	269	54	5,496	.81	24.00	35	50
CLARENCE PUBLIC LIBR	EC	C	2,168	2,523	26	706	9	69	8	5,509	.52	5.50	3	30
CLARINDA PUBLIC LIBR	SW	E	30,702	21,404	183	684	2,142	4,400	450	59,965	1.34	10.99	121	415
CLARION PUBLIC LIBRA	NC	D	13,471	14,929	24	2,922	433	2,273	139	34,191	2.13	11.17	153	157
CLARKSVILLE PUBLIC L	NE	C	10,554	12,226	35	780	60	5,409	315	29,379	1.96	20.63	25	24
CLEAR LAKE PUBLIC LI	NC	E	42,422	54,268	23	19,967	2,365	11,194	253	130,492	2.85	17.50	537	652
CLEARFIELD PUBLIC LI	SW	A	1,334	540	-	-	-	-	-	1,874	.65	4.33	-	1
CLEGHORN PUBLIC LIBR	NW	A	2,321	3,203	-	262	52	1,007	236	7,081	.60	25.75	53	148
CLERMONT PUBLIC LIBR	NE	B	2,789	5,392	-	228	457	1,134	18	10,018	1.62	16.64	-	155
CLINTON PUBLIC LIBRA	EC	G	107,023	77,120	58	57	4,725	15,899	2,271	207,153	1.45	6.31	121	238
COGGON PUBLIC LIBRAR	EC	B	4,660	12,000	-	232	420	220	-	17,532	2.90	27.44	-	299
COLESBURG PUBLIC LIB	NE	A	2,229	4,344	-	-	356	410	-	7,339	.76	15.85	-	25
COLFAX PUBLIC LIBRAR	CE	C	2,842	4,028	-	-	-	1,451	-	8,321	1.16	3.76	1	12
COLLINS PUBLIC LIBRA	CE	A	1,839	3,060	-	1,017	185	884	11	6,996	.97	15.51	3	6

LIBRARY CIRCULATION SUMMARY REPORT

NAME	REG	SZ CD	ADULT BOOKS	JUVENILE BOOKS	FILMS	VIDEO	AUDIO	PERIOD.	OTHER	TOTAL CIRCULATION	TURNOVER OF COLLECTION	CIRC. PER CAP.	LOANS TO OTHERS	LOANS FROM OTHERS
ELLIOTT PUBLIC LIBRA	SW	A	2,259	4,016	-	-	92	782	-	7,149	.75	14.50	32	51
ELLSWORTH PUBLIC LIB	NC	A	2,110	3,006	-	923	73	1,197	74	7,383	.85	15.38	21	41
ELMA PUBLIC LIBRARY	NE	B	2,630	2,122	-	4	329	899	35	6,019	.59	8.43	1	47
ELY PUBLIC LIBRARY	EC	A	1,841	3,488	-	-	17	732	392	6,470	1.33	15.22	5	12
EMERSON PUBLIC LIBRA	SW	B	1,861	2,591	-	113	41	136	66	4,808	.82	9.58	6	97
EMMETSBURG PUBLIC LI	NW	D	24,462	20,651	32	14	1,853	4,756	323	52,091	2.31	11.27	148	583
ESSEX PUBLIC LIBRARY	SW	C	4,589	10,881	-	823	-	808	258	17,359	1.45	17.34	21	85
ESTHERVILLE PUBLIC L	NW	E	25,701	37,162	50	40	7,814	5,640	2,245	78,652	1.52	10.46	278	224
EVANSDALE PUBLIC LIB	NE	D	6,314	5,567	-	56	4	769	12	12,722	1.58	2.65	1	18
EXIRA PUBLIC LIBRARY	SW	B	11,051	7,150	10	1,274	389	2,551	667	23,092	1.78	23.61	54	288
FAIRBANK PUBLIC LIBR	NE	B	15,750	17,325	-	575	2,105	2,125	895	38,775	3.56	39.57	11	425
FAIRFAX PUBLIC LIBRA	EC	B	1,034	10,986	-	378	-	165	4	12,567	1.66	18.40	1	4
FAIRFIELD PUBLIC LIB	SE	E	89,227	71,730	166	19,953	22,547	13,322	834	217,779	3.06	23.10	417	1,235
FARMERSBURG PUBLIC L	NE	A	706	1,604	4	9	-	94	-	2,417	.38	8.76	-	6
FARMINGTON PUBLIC LI	SE	B	10,495	5,070	-	469	151	3,056	587	19,828	.65	22.82	74	85
FAYETTE PUBLIC LIBRA	NE	C	5,631	4,927	15	528	428	811	114	12,454	.66	8.22	-	56
FENTON PUBLIC LIBRAR	NC	A	1,950	4,830	-	4,221	402	1,137	1,325	13,865	2.30	35.19	45	67
FERTILE PUBLIC LIBRA	NC	A	3,874	4,307	-	-	14	535	-	8,730	1.04	23.47	20	14
FONDA PUBLIC LIBRARY	NW	B	2,699	4,991	-	273	10	727	-	8,700	.84	10.08	10	65
FONTANELLE PUBLIC LI	SW	B	3,849	2,692	-	-	83	1,077	-	7,701	.80	9.57	1	87
FOREST CITY PUBLIC L	NC	D	20,535	15,619	87	28	879	2,218	72	39,438	1.55	9.24	325	252
FORT ATKINSON PUBLIC	NE	A	683	2,568	-	-	230	521	5	4,007	.56	10.71	-	-
FORT DODGE PUBLIC LI	NC	G	111,465	66,036	-	30,040	5,885	11,877	2,972	228,275	3.19	7.76	705	1,995
FORT MADISON PUBLIC	SE	F	48,870	30,095	14	901	2,711	9,174	174	91,939	1.37	6.80	290	688
FREDERICKSBURG PUBLI	NE	C	5,191	5,236	30	1,081	525	439	20	12,522	1.93	11.65	91	71
GALVA PUBLIC LIBRARY	NW	A	2,429	1,250	-	-	46	917	45	4,687	.75	11.16	-	55
GARDEN GROVE PUBLIC	SW	A	1,572	457	-	-	-	-	-	2,029	.24	6.83	-	134
GARNAVILLO PUBLIC LI	NE	B	11,556	25,094	3	-	1,105	2,592	16	40,366	2.04	55.83	14	80
GARNER PUBLIC LIBRAR	NC	D	11,720	12,140	228	1,528	1,471	4,187	242	31,516	1.50	10.84	309	143
GARRISON PUBLIC LIBR	EC	A	1,663	2,360	-	1,429	11	692	112	6,267	1.17	15.25	-	26
GARWIN PUBLIC LIBRAR	EC	B	2,742	1,737	-	4,237	-	913	-	9,629	1.26	15.38	-	30
GEORGE PUBLIC LIBRAR	NW	C	3,819	7,547	100	-	485	1,879	-	13,830	1.82	11.14	21	295
GILMAN PUBLIC LIBRAR	CE	B	5,072	2,192	-	-	-	-	-	7,264	1.47	11.31	-	-
GILMORE CITY PUBLIC	NW	B	4,151	3,211	-	3,244	142	1,276	554	12,578	1.27	20.09	-	36
GLADBROOK PUBLIC LIB	EC	B	5,763	4,704	8	3,979	334	965	20	15,773	1.07	16.26	7	55
GLENWOOD PUBLIC LIBR	SW	E	29,889	24,814	15	10,897	2,070	5,813	16,348	89,846	3.25	17.02	231	300
GOWRIE PUBLIC LIBRAR	NC	C	2,940	4,363	-	6,689	51	2,286	14	16,343	1.87	15.01	34	230
GRAETTINGER PUBLIC L	NW	B	3,486	4,132	-	775	560	1,369	26	10,348	1.09	11.21	11	102
GRAFTON PUBLIC LIBRA	NC	A	1,407	2,709	-	1,260	571	1,081	74	7,102	.65	27.85	46	29
GRAND JUNCTION PUBLI	CE	B	3,107	2,635	-	96	271	680	1,712	8,501	.87	8.76	1	23
GRANGER PUBLIC LIBRA	CE	B	572	1,592	-	17	11	55	-	2,247	.85	3.63	-	-
GREENE PUBLIC LIBRAR	NE	C	11,619	12,753	17	967	1,257	6,845	352	33,810	1.80	25.38	16	126
GREENFIELD PUBLIC LI	SW	C	18,227	16,250	8	-	885	2,192	698	38,260	2.21	17.06	106	410
GRIMES PUBLIC LIBRAR	CE	C	3,839	8,076	91	1,125	-	887	463	14,481	1.25	7.34	-	161
GRINNELL PUBLIC LIBR	EC	E	50,291	56,493	155	1,333	4,337	7,103	1,516	121,228	2.62	13.67	76	413
GRISWOLD PUBLIC LIBR	SW	C	7,435	4,293	48	4	10	441	1,642	13,873	.75	11.80	9	72
GRUNDY CENTER PUBLIC	NE	D	16,734	18,783	13	4,470	1,312	10,129	161	51,602	2.31	17.92	44	178
GUTHRIE CENTER PUBLI	SW	C	20,313	12,192	40	229	1,617	3,841	607	38,839	1.67	22.67	79	298

LIBRARY CIRCULATION SUMMARY REPORT

NAME	REG	SZ CD	ADULT BOOKS	JUVENILE BOOKS	FILMS	VIDEO	AUDIO	PERIOD.	OTHER	TOTAL CIRCULATION	TURNOVER OF COLLECTION	CIRC. PER CAP.	LOANS TO OTHERS	LOANS FROM OTHERS
GUTTENBERG PUBLIC LI	NE	C	9,381	8,297	84	-	451	1,396	159	19,768	1.49	8.14	17	163
HAMPTON PUBLIC LIBRA	NC	D	26,058	35,105	124	2,058	1,341	3,947	1,201	69,834	2.10	15.08	468	833
HANLONTOWN PUBLIC LI	NC	A	1,328	1,368	-	537	-	391	-	3,624	.50	17.01	28	63
HARCOURT PUBLIC LIBR	NC	A	1,596	1,752	-	2,168	215	1,400	6	7,137	.94	20.57	2	97
HARLAN PUBLIC LIBRAR	SW	E	45,606	23,890	101	7,274	3,061	4,304	2,496	86,732	2.68	16.19	317	626
HARPERS FERRY PUBLIC	NE	A	-	-	-	-	-	-	-	-	-	-	-	-
HAVELOCK PUBLIC LIBR	NW	A	515	803	-	-	-	629	-	1,947	.22	6.98	-	2
HAWARDEN PUBLIC LIBR	NW	D	17,515	19,048	78	1,066	1,025	3,477	773	42,982	2.27	15.79	86	198
HAWKEYE PUBLIC LIBRA	NE	B	3,109	2,300	-	236	-	1,570	120	7,335	.83	14.33	3	8
HEDRICK PUBLIC LIBRA	SE	B	1,901	2,643	-	192	76	308	36	5,156	.59	6.09	7	21
HIAWATHA PUBLIC LIBR	EC	D	14,501	21,514	-	2,025	771	2,525	907	42,243	2.36	8.76	23	43
HILLSBORO PUBLIC LIB	SE	A	597	1,459	-	425	80	-	25	2,586	.73	12.43	3	15
HOLSTEIN PUBLIC LIBR	NW	C	9,397	12,353	90	103	753	7,802	4,702	35,200	1.90	23.83	23	425
HOPKINTON PUBLIC LIB	NE	B	2,218	2,641	-	-	174	688	27	5,748	.59	7.43	-	158
HUBBARD PUBLIC LIBRA	NC	B	10,240	11,690	-	2,630	225	867	200	25,852	1.68	30.34	57	42
HUDSON PUBLIC LIBRAR	NE	C	13,167	12,803	17	3,081	802	4,684	407	34,961	1.61	15.42	30	237
HULL PUBLIC LIBRARY	NW	C	8,375	20,628	-	-	1,321	2,779	-	33,103	2.41	19.31	-	214
HUMBOLDT PUBLIC LIBR	NC	D	32,602	33,091	6	2,620	2,057	3,649	1,136	75,161	2.54	15.68	398	542
HUMESTON PUBLIC LIBR	SW	B	4,475	2,106	-	-	-	118	-	6,699	.73	9.98	-	35
HUXLEY PUBLIC LIBRAR	CE	C	5,749	9,945	-	181	586	2,150	232	18,843	1.97	10.00	1	175
IDA GROVE PUBLIC LIB	NW	C	9,371	13,036	-	-	848	2,302	23	25,580	1.81	11.19	23	407
INDEPENDENCE PUBLIC	NE	E	23,478	24,461	56	8	104	4,189	11	52,307	1.43	8.18	32	715
INDIANOLA PUBLIC LIB	CE	F	61,150	34,220	-	3,843	3,809	8,419	115	111,556	2.89	10.29	408	513
INWOOD PUBLIC LIBRAR	NW	B	3,709	8,348	-	-	798	2,205	-	15,060	1.29	19.95	-	65
IONIA PUBLIC LIBRARY	NE	A	2,646	2,947	-	-	-	275	23	5,891	.95	16.83	15	67
IOWA CITY PUBLIC LIB	EC	H	340,340	226,713	1,543	135,581	95,222	14,618	14,222	828,239	4.73	16.40	580	583
IOWA FALLS PUBLIC LI	NC	E	40,490	30,350	150	2,015	3,007	9,206	1,037	86,255	1.68	13.97	211	278
JAMAICA PUBLIC LIBRA	SW	A	3,172	1,181	379	-	4	39	23	4,798	.84	17.45	33	150
JANESVILLE PUBLIC LI	NE	B	4,663	9,429	-	5,391	345	1,662	231	21,721	1.45	25.86	5	52
JEFFERSON PUBLIC LIB	CE	D	35,818	28,439	64	5,671	2,765	3,538	3,667	79,962	2.36	16.47	597	463
JESUP PUBLIC LIBRARY	NE	C	10,575	16,421	-	32	403	2,418	17	29,866	2.24	12.75	7	310
JEWELL PUBLIC LIBRAR	NC	C	3,425	7,814	-	14	247	1,457	135	13,092	1.25	11.43	67	260
JOICE PUBLIC LIBRARY	NC	A	1,083	1,423	-	917	27	286	82	3,818	.48	17.12	51	68
KALONA PUBLIC LIBRAR	SE	C	3,431	7,581	-	868	59	856	-	12,795	1.92	6.87	2	134
KANAWHA PUBLIC LIBRA	NC	B	3,786	3,869	-	-	-	2,405	-	10,060	1.02	13.31	68	230
KENSETT PUBLIC LIBRA	NC	A	4,165	1,942	-	2,710	378	2,880	-	12,075	1.87	33.54	51	58
KEOKUK PUBLIC LIBRAR	SE	F	56,927	39,553	19	5,994	3,617	5,592	298	112,000	1.02	8.27	317	296
KEOSAUQUA PUBLIC LIB	SE	C	8,233	4,119	8	760	157	591	1	13,869	.93	13.83	40	195
KEOTA PUBLIC LIBRARY	SE	C	5,338	5,434	-	2,176	167	2,255	229	15,599	1.23	15.09	8	127
KEYSTONE PUBLIC LIBR	EC	B	6,698	3,308	-	1,948	218	1,706	1,802	15,680	1.75	25.37	7	110
KIMBALLTON PUBLIC LI	SW	A	1,965	2,140	-	-	-	1,146	-	5,251	.97	14.51	2	5
KINGSLEY PUBLIC LIBR	NW	C	8,679	8,745	-	106	124	2,852	25	20,531	1.52	16.98	-	213
KLEMME PUBLIC LIBRAR	NC	B	2,510	3,800	3	127	66	1,992	-	8,498	1.01	13.71	27	70
KNOXVILLE PUBLIC LIB	CE	E	14,503	18,167	43	152	880	1,116	580	35,441	1.15	4.35	18	41
LA PORTE CITY PUBLIC	NE	C	9,358	8,150	137	-	935	5,045	248	23,873	1.77	10.27	11	257
LAKE MILLS PUBLIC LI	NC	C	9,755	14,131	-	101	650	2,850	21	27,508	1.35	12.06	14	28
LAKE PARK PUBLIC LIB	NW	C	2,981	1,805	-	-	-	578	-	5,364	.85	4.78	-	56
LAKE VIEW PUBLIC LIB	NW	C	11,175	6,474	2	336	1,026	4,491	150	23,654	1.64	18.32	-	151

LIBRARY CIRCULATION SUMMARY REPORT

NAME	REG	SZ CD	ADULT BOOKS	JUVENILE BOOKS	FILMS	VIDEO	AUDIO	PERIOD.	OTHER	TOTAL CIRCULATION	TURNOVER OF COLLECTION	CIRC. PER CAP.	LOANS TO OTHERS	LOANS FROM OTHERS
LAKOTA PUBLIC LIBRAR	NC	A	2,840	2,288	22	8	9	1,557	332	7,056	1.02	21.38	24	98
LAMONI PUBLIC LIBRAR	SW	D	18,749	8,295	114	4,643	2,762	2,316	192	37,071	1.83	13.70	95	371
LAMONT PUBLIC LIBRAR	NE	B	2,128	1,865	-	31	11	242	-	4,277	.75	7.72	1	100
LANSING PUBLIC LIBRA	NE	C	3,648	3,563	69	-	-	1,018	-	8,298	.93	7.03	-	86
LARCHWOOD PUBLIC LIB	NW	B	4,268	7,384	84	5	647	285	3	12,676	1.50	18.08	-	63
LAUREL PUBLIC LIBRAR	CE	A	376	300	-	-	-	12	-	688	1.01	2.47	-	600
LAURENS PUBLIC LIBRA	NW	C	14,257	10,754	10	929	426	4,179	103	30,658	1.55	19.09	187	441
LAWLER PUBLIC LIBRAR	NE	B	1,131	2,204	-	109	10	827	305	4,586	.82	8.59	1	176
LE GRAND PUBLIC LIBR	CE	B	3,252	5,264	-	2,955	179	969	154	12,773	1.35	13.87	-	145
LE MARS PUBLIC LIBRA	NW	E	39,354	42,071	-	4,789	3,101	7,479	5,121	101,915	2.71	12.31	273	519
LEDYARD PUBLIC LIBRA	NC	A	1,374	1,194	-	1,949	9	137	945	5,608	.76	26.08	7	74
LEHIGH PUBLIC LIBRAR	NC	B	4,744	3,570	-	10,032	28	742	268	19,384	2.19	29.64	59	78
LENOX PUBLIC LIBRARY	SW	C	3,391	3,600	55	-	237	1,143	380	8,806	.54	6.58	31	206
LEON PUBLIC LIBRARY	SW	C	6,010	9,624	-	1,312	284	1,009	259	18,498	1.08	8.83	16	99
LETTS PUBLIC LIBRARY	SE	A	1,184	1,372	17	1,488	95	136	-	4,292	.56	9.07	35	37
LEWIS PUBLIC LIBRARY	SW	A	1,059	1,736	-	-	54	42	-	2,891	.46	5.82	-	50
LIME SPRINGS PUBLIC	NE	A	3,122	4,256	-	1,883	136	1,998	342	11,737	1.85	24.66	-	57
LINDEN PUBLIC LIBRAR	CE	A	1,850	662	-	-	14	200	-	2,726	53.45	10.33	-	10
LINN GROVE PUBLIC LI	NW	A	916	1,812	2	286	-	-	-	3,016	.48	14.71	-	23
LISBON PUBLIC LIBRAR	EC	C	2,377	5,075	-	-	-	188	-	7,640	1.30	5.24	-	33
LITTLE ROCK PUBLIC L	NW	A	634	3,379	1	7	155	672	63	4,911	.89	10.02	-	96
LITTLEPORT PUBLIC LI	NE	A	310	363	-	-	-	191	-	864	.32	8.15	-	-
LIVERMORE PUBLIC LIB	NC	A	5,832	5,158	-	1,978	633	1,347	68	15,016	1.81	30.64	28	104
LOGAN PUBLIC LIBRARY	SW	C	14,104	10,777	-	765	592	2,026	55	28,319	1.99	18.39	50	198
LOHRVILLE PUBLIC LIB	NW	B	4,220	1,988	-	81	-	1,206	11	7,506	.84	14.41	-	99
LOST NATION PUBLIC L	EC	B	872	549	-	2	-	74	-	1,497	.18	2.86	-	65
LOWDEN PUBLIC LIBRAR	EC	B	3,050	5,012	16	1,080	150	30	165	9,503	1.31	13.25	-	-
LU VERNE PUBLIC LIBR	NC	A	3,132	7,609	-	1,524	264	1,308	-	13,837	1.39	33.10	62	223
LYTTON PUBLIC LIBRAR	NW	A	1,465	2,426	-	2	-	296	-	4,189	.94	11.08	-	37
MADRID PUBLIC LIBRAR	CE	C	6,336	9,445	35	830	285	2,053	414	19,398	1.85	8.50	3	104
MALLARD PUBLIC LIBRA	NW	A	5,795	3,310	-	90	-	3,894	-	13,089	1.79	32.16	2	30
MALVERN PUBLIC LIBRA	SW	C	2,741	5,136	-	656	46	440	128	9,147	.61	7.35	30	98
MANCHESTER PUBLIC LI	NE	D	36,676	38,830	1	2,894	2,873	4,952	12	86,238	1.98	17.45	33	151
MANILLA PUBLIC LIBRA	NW	C	3,016	2,305	-	4	28	29	31	5,413	.71	5.31	-	31
MANLY PUBLIC LIBRARY	NC	C	11,430	6,625	-	11	417	1,395	245	20,123	1.23	13.45	107	65
MANNING PUBLIC LIBRA	NW	C	2,988	2,532	-	65	-	321	-	5,906	.44	3.67	-	142
MANSON PUBLIC LIBRAR	NW	C	8,217	11,097	7	2,214	150	1,596	947	24,228	1.52	12.59	86	93
MAPLETON PUBLIC LIBR	NW	C	11,826	6,715	-	198	-	1,509	280	20,528	1.47	13.73	17	226
MAQUOKETA PUBLIC LIB	EC	E	27,993	39,444	4	17	1,369	3,026	402	72,255	2.76	11.45	20	280
MARATHON PUBLIC LIBR	NW	A	1,579	1,220	-	-	18	1,581	50	4,448	.64	10.06	-	30
MARBLE ROCK PUBLIC L	NC	A	1,677	2,210	-	541	20	837	10	5,295	1.05	12.64	60	120
MARCUS PUBLIC LIBRAR	NW	C	6,582	5,443	-	94	161	1,268	63	13,611	.96	11.29	8	75
MARENGO PUBLIC LIBRA	EC	C	15,416	13,852	-	1,180	784	2,946	73	34,251	2.43	14.84	29	105
MARION PUBLIC LIBRAR	EC	F	74,013	96,943	-	6,976	4,861	6,608	4,290	193,691	2.78	9.95	42	146
MARSHALLTOWN PUBLIC	CE	G	87,162	57,125	22	2,976	6,039	9,462	687	163,473	1.85	6.07	794	1,019
MARTELLE PUBLIC LIBR	EC	A	510	2,025	-	74	88	53	12	2,762	.45	8.74	1	57
MASON CITY PUBLIC LI	NC	G	120,550	103,741	-	7,099	6,651	-	19,451	257,492	2.91	8.54	1,081	655
MASSENA PUBLIC LIBRA	SW	B	2,293	1,695	-	-	-	399	-	4,387	1.02	8.47	30	20

LIBRARY CIRCULATION SUMMARY REPORT

NAME	REG	SZ CD	ADULT BOOKS	JUVENILE BOOKS	FILMS	VIDEO	AUDIO	PERIOD.	OTHER	TOTAL CIRCULATION	TURNOVER OF COLLECTION	CIRC. PER CAP.	LOANS TO OTHERS	LOANS FROM OTHERS
MAXWELL PUBLIC LIBRA	CE	B	2,970	2,104	-	190	217	19	-	5,500	.77	7.02	-	-
MAYNARD PUBLIC LIBRA	NE	B	2,638	3,383	-	24	331	1,632	11	8,019	1.65	14.29	-	9
MC GREGOR PUBLIC LIB	NE	B	8,843	15,759	29	298	396	1,699	172	27,196	1.75	28.78	7	172
MECHANICSVILLE PUBLI	EC	C	3,546	7,064	6	1,155	926	601	-	13,298	1.53	11.40	-	256
MEDIAPOLIS PUBLIC LI	SE	C	4,502	5,320	-	559	52	4,123	1,726	16,282	.50	9.66	18	200
MELBOURNE PUBLIC LIB	CE	B	6,259	9,205	-	25	60	600	64	16,213	1.18	22.15	-	110
MELVIN PUBLIC LIBRAR	NW	A	2,302	3,771	-	49	43	2,798	30	8,993	1.28	32.47	-	46
MENLO PUBLIC LIBRARY	SW	A	4,568	3,243	-	3	168	736	30	8,748	.87	21.34	6	137
MERRILL PUBLIC LIBRA	NW	B	1,945	2,895	-	-	-	1,427	-	6,267	1.06	8.50	-	16
MESERVEY PUBLIC LIBR	NC	A	956	3,533	62	34	18	545	1	5,149	.65	15.89	99	41
MILFORD PUBLIC LIBRA	NW	C	6,163	4,837	-	70	322	1,568	3,184	16,144	1.05	7.78	-	38
MILO PUBLIC LIBRARY	CE	B	6,006	7,877	-	4	136	1,696	-	15,719	1.16	20.20	-	62
MILTON PUBLIC LIBRAR	SE	B	3,603	2,003	-	-	-	-	-	5,606	.90	9.89	4	9
MINBURN PUBLIC LIBRA	CE	A	1,428	1,820	-	366	-	234	-	3,848	.69	9.87	-	2
MISSOURI VALLEY PUBL	SW	D	12,917	7,193	-	152	142	2,346	13	22,763	.97	7.33	35	52
MITCHELLVILLE PUBLIC	CE	C	6,062	9,643	-	352	670	3,173	233	20,133	.80	13.16	-	79
MODALE PUBLIC LIBRAR	SW	A	1,596	1,027	-	-	32	529	-	3,184	.41	8.54	2	14
MONDAMIN PUBLIC LIBR	SW	A	1,712	1,356	-	-	-	3,903	-	6,971	.68	16.48	1	209
MONONA PUBLIC LIBRAR	NE	C	6,570	7,982	10	-	1,215	797	16	16,590	.95	10.84	2	65
MONTEZUMA PUBLIC LIB	EC	C	6,777	6,878	53	10	379	1,526	985	16,608	1.10	11.18	-	331
MONTICELLO PUBLIC LI	EC	D	17,990	16,371	20	399	291	3,627	5	38,703	1.97	10.63	40	390
MONTROSE PUBLIC LIBR	SE	C	3,921	1,689	-	255	25	2,103	45	8,038	.82	7.74	29	32
MORAVIA PUBLIC LIBRA	SE	B	2,554	3,102	-	85	457	702	58	6,958	.67	9.86	4	160
MORLEY PUBLIC LIBRAR	EC	A	1,266	5,732	-	-	-	-	-	6,998	.62	74.45	-	1
MORNING SUN PUBLIC L	SE	B	9,233	5,261	-	2,686	125	2,951	348	20,604	1.62	21.48	3	131
MOULTON PUBLIC LIBRA	SE	B	4,122	2,074	-	381	48	1,885	14	8,524	.51	11.19	20	46
MOUNT AYR PUBLIC LIB	SW	C	19,296	11,922	58	1,143	574	3,226	119	36,338	2.95	18.75	107	459
MOUNT PLEASANT PUBLI	SE	E	45,290	35,031	-	5,576	3,812	4,222	1,643	95,574	2.25	13.05	128	590
MUSCATINE PUBLIC LIB	SE	F	141,608	72,877	573	23,584	12,571	13,108	18,785	283,106	1.96	12.06	490	604
NASHUA PUBLIC LIBRAR	NE	C	10,845	11,195	-	708	85	2,380	1,832	27,045	1.46	14.65	38	253
NEVADA PUBLIC LIBRAR	CE	E	27,446	23,461	42	81	1,014	3,854	538	56,436	1.66	9.55	12	339
NEW ALBIN PUBLIC LIB	NE	B	1,910	960	-	-	-	1,007	-	3,877	.78	6.37	-	5
NEW HAMPTON PUBLIC L	NE	D	18,133	20,033	53	175	392	2,887	266	41,939	.98	10.64	40	120
NEW HARTFORD PUBLIC	NE	B	5,564	4,815	-	1	93	668	4	11,145	1.30	14.59	3	94
NEW LONDON PUBLIC LI	SE	C	11,417	10,419	9	11,951	260	2,572	472	37,100	1.63	18.16	156	72
NEW SHARON PUBLIC LI	SE	C	3,548	3,307	24	24	-	845	-	7,748	.63	6.32	-	18
NEW VIRGINIA PUBLIC	CE	B	3,567	2,611	-	-	512	437	17	7,144	.97	13.95	-	51
NEWELL PUBLIC LIBRAR	NW	B	5,713	5,013	-	157	757	2,075	23	13,738	1.09	15.05	-	99
NEWHALL PUBLIC LIBRA	EC	B	1,616	2,490	-	186	209	171	40	4,712	.50	5.24	-	18
NEWTON PUBLIC LIBRAR	CE	F	84,274	68,860	-	5,662	3,361	4,968	1,353	168,478	2.14	11.02	537	252
NORA SPRINGS PUBLIC	NC	C	8,002	6,921	-	600	210	1,360	-	17,093	1.07	10.87	170	80
NORTH ENGLISH PUBLIC	EC	B	10,155	5,335	87	-	239	1,695	44	17,555	1.11	17.73	138	190
NORTH LIBERTY PUBLIC	EC	C	5,614	12,867	-	1,120	264	1,050	8	20,923	1.49	10.23	1	130
NORTHWOOD PUBLIC LIB	NC	C	13,641	9,398	-	-	554	1,480	49	25,122	1.29	11.46	115	73
NORWALK PUBLIC LIBRA	CE	D	9,618	11,270	-	1	424	203	41	21,557	1.07	8.06	-	153
NORWAY PUBLIC LIBRAR	EC	B	2,364	3,356	-	170	160	414	-	6,464	1.14	10.21	-	19
OAKLAND PUBLIC LIBRA	SW	C	11,675	5,960	8	90	309	2,851	-	20,893	1.03	13.46	62	140
OCHEYEDAN PUBLIC LIB	NW	B	5,281	9,390	-	-	302	2,544	-	17,517	1.15	29.24	19	242

LIBRARY CIRCULATION SUMMARY REPORT

NAME	REG	SZ CD	ADULT BOOKS	JUVENILE BOOKS	FILMS	VIDEO	AUDIO	PERIOD.	OTHER	TOTAL CIRCULATION	TURNOVER OF COLLECTION	CIRC. PER CAP.	LOANS TO OTHERS	LOANS FROM OTHERS
ODEBOLT PUBLIC LIBRA	NW	C	6,904	6,250	1	-	601	1,634	911	16,301	1.25	12.55	-	174
OELWEIN PUBLIC LIBRA	NE	E	49,738	44,130	-	2,251	2,249	8,189	194	106,751	2.45	14.11	17	180
OGDEN PUBLIC LIBRARY	CE	C	12,106	12,575	-	-	212	1,903	99	26,895	2.05	13.77	-	79
OLIN PUBLIC LIBRARY	EC	B	2,308	1,393	-	9	59	106	-	3,875	.45	5.27	-	26
ONAWA PUBLIC LIBRARY	NW	D	22,418	9,518	49	26	227	6,791	9,829	48,858	1.66	14.68	193	178
ORANGE CITY PUBLIC L	NW	D	48,224	61,949	-	2,867	7,018	9,724	5,743	135,525	3.78	29.54	376	795
OSAGE PUBLIC LIBRARY	NC	D	29,494	22,468	238	23,915	3,299	4,740	1,411	85,565	2.68	23.01	456	515
OSCEOLA PUBLIC LIBRA	SW	D	41,238	18,629	-	2,046	1,364	10,337	3	73,617	4.34	19.63	-	116
OSKALOOSA PUBLIC LIB	SE	F	42,902	63,056	-	11,591	5,669	6,968	621	130,807	2.59	12.31	761	872
OSSIAN PUBLIC LIBRAR	NE	B	2,494	5,151	3	5	278	972	10	8,913	.53	10.75	1	43
OTTUMWA PUBLIC LIBRA	SE	G	67,038	62,568	-	11,992	6,252	12,182	675	160,707	2.00	5.87	167	687
OXFORD JUNCTION PUBL	EC	B	2,432	4,293	-	-	80	743	-	7,548	.84	12.58	-	125
OXFORD PUBLIC LIBRAR	EC	B	2,286	1,622	-	-	-	247	-	4,155	.45	6.15	-	4
PACKWOOD PUBLIC LIBR	SE	A	4,281	981	-	-	-	25	25	5,312	1.01	25.30	5	119
PALMER PUBLIC LIBRAR	NW	A	2,088	4,464	-	512	-	520	-	7,584	.84	26.33	-	71
PANORA PUBLIC LIBRAR	SW	C	10,764	7,937	-	-	699	2,313	222	21,935	1.72	18.11	136	400
PARKERSBURG PUBLIC L	NE	C	11,419	12,430	10	1,059	450	5,308	8	30,684	2.10	15.59	6	302
PATON PUBLIC LIBRARY	CE	A	3,838	3,004	-	409	58	366	18	7,693	.59	26.44	1	52
PAULLINA PUBLIC LIBR	NW	C	9,594	8,543	-	644	272	2,828	16	21,897	1.20	17.89	18	410
PELLA PUBLIC LIBRARY	CE	E	51,122	60,975	14	6,967	9,061	7,815	2,265	138,219	3.08	16.56	30	138
PERRY PUBLIC LIBRARY	CE	E	48,384	69,346	73	6,457	4,888	10,368	8,610	148,126	4.41	21.00	560	662
PETERSON PUBLIC LIBR	NW	A	2,933	6,471	-	6,012	47	938	143	16,544	2.56	35.20	-	108
PLAINFIELD PUBLIC LI	NE	A	2,062	8,028	-	15	413	1,397	12	11,927	1.92	25.43	-	146
PLEASANT HILL PUBLIC	CE	D	10,677	12,515	-	517	997	1,031	360	26,097	1.93	7.47	-	328
PLEASANTVILLE PUBLIC	CE	C	8,673	8,605	-	752	460	1,619	115	20,224	1.56	13.21	-	76
PLOVER PUBLIC LIBRAR	NW	A	350	800	-	1,550	-	600	-	3,300	1.26	24.44	-	-
POCAHONTAS PUBLIC LI	NW	C	11,853	9,742	182	429	386	4,099	493	27,184	1.62	11.56	175	372
POLK CITY PUBLIC LIB	CE	C	3,361	7,276	27	453	397	726	69	12,309	1.73	7.42	-	33
POMEROY PUBLIC LIBRA	NW	B	1,910	2,391	-	581	180	1,080	206	6,348	-	-	-	58
POSTVILLE PUBLIC LIB	NE	C	9,063	6,600	11	483	-	3,384	11	19,552	1.91	13.26	-	281
PRESCOTT PUBLIC LIBR	SW	A	1,460	2,734	-	762	-	179	345	5,480	.75	15.70	22	182
PRESTON PUBLIC LIBRA	EC	C	5,597	10,055	1	106	30	1,210	1,202	18,201	1.50	16.25	8	91
PRIMGHAR PUBLIC LIBR	NW	C	8,200	8,600	53	173	63	392	-	17,481	1.38	16.65	1	66
QUIMBY PUBLIC LIBRAR	NW	A	1,872	957	11	11	-	-	-	2,851	.44	6.72	-	14
RADCLIFFE PUBLIC LIB	NC	B	5,698	8,032	3	2,473	563	2,977	-	19,746	2.13	33.30	41	66
RAKE PUBLIC LIBRARY	NC	A	1,682	1,371	-	215	270	197	44	3,779	.70	13.35	19	58
READLYN PUBLIC LIBRA	NE	B	5,721	15,215	-	942	300	3,983	92	26,253	1.72	30.60	10	73
RED OAK PUBLIC LIBRA	SW	E	37,480	41,125	22	4,449	1,139	7,816	204	92,235	2.23	13.54	246	438
REDFIELD PUBLIC LIBR	CE	B	4,281	3,075	-	-	316	3,590	36	11,298	1.05	11.78	-	3
REINBECK PUBLIC LIBR	NE	C	12,599	7,994	-	5,107	744	5,419	257	32,120	2.26	17.77	12	438
REMBRANDT PUBLIC LIB	NW	A	612	2,710	-	64	-	57	69	3,512	.72	12.07	7	42
REMSEN PUBLIC LIBRAR	NW	C	11,024	14,919	55	5	602	6,849	-	33,454	1.76	21.01	-	128
RENWICK PUBLIC LIBRA	NC	A	4,065	4,320	-	2,123	200	883	2,166	13,757	1.08	33.55	14	82
RICEVILLE PUBLIC LIB	NC	B	9,950	8,483	64	6,661	576	1,950	461	28,145	2.40	30.63	101	193
RICHLAND PUBLIC LIBR	SE	B	2,901	2,200	-	3,238	106	383	68	8,896	1.02	14.83	6	47
RINARD PUBLIC LIBRAR	NW	A	392	235	-	19	-	10	-	656	.10	6.76	-	10
RINGSTED PUBLIC LIBR	NW	B	2,424	2,673	-	-	300	124	30	5,551	.62	9.97	-	40
RIPPEY PUBLIC LIBRAR	CE	A	3,964	2,900	-	-	125	135	20	7,144	.59	23.50	-	10

LIBRARY CIRCULATION SUMMARY REPORT

NAME	REG	SZ CD	ADULT BOOKS	JUVENILE BOOKS	FILMS	VIDEO	AUDIO	PERIOD.	OTHER	TOTAL CIRCULATION	TURNOVER OF COLLECTION	CIRC. PER CAP.	LOANS TO OTHERS	LOANS FROM OTHERS
ROCK RAPIDS PUBLIC L	NW	D	20,205	36,140	233	240	3,519	5,307	420	66,064	2.24	24.53	14	384
ROCK VALLEY PUBLIC L	NW	D	32,141	47,031	86	2,564	6,539	6,173	1,018	95,552	4.95	35.31	8	234
ROCKFORD PUBLIC LIBR	NC	C	6,744	5,209	-	1,795	382	2,566	65	16,761	1.90	16.56	145	123
ROCKWELL CITY PUBLIC	NW	C	7,869	5,969	-	3,003	208	1,875	-	18,924	1.29	8.31	6	181
ROCKWELL PUBLIC LIBR	NC	C	4,455	3,570	26	2	413	3,877	48	12,391	1.09	11.93	106	149
ROLAND PUBLIC LIBRAR	CE	C	4,465	5,452	18	2,074	402	1,608	59	14,078	1.21	14.01	25	200
ROLFE PUBLIC LIBRARY	NW	B	3,073	7,246	-	624	311	952	231	12,437	1.30	15.62	4	237
ROWAN PUBLIC LIBRARY	NC	A	2,289	1,884	-	5,509	89	807	24	10,602	2.09	40.93	37	165
ROYAL PUBLIC LIBRARY	NW	B	-	-	-	-	-	-	-	-	-	-	-	40
RUDD PUBLIC LIBRARY	NC	A	4,111	3,069	-	4,088	190	2,349	300	14,107	2.09	30.67	98	102
RUTHVEN PUBLIC LIBRA	NW	B	2,983	2,952	-	3	16	348	4	6,306	.73	8.20	1	46
SABULA PUBLIC LIBRAR	EC	B	4,022	4,604	-	117	395	1,806	43	10,987	1.09	13.33	2	153
SAC CITY PUBLIC LIBR	NW	D	15,242	14,476	78	-	1,023	3,719	134	34,672	1.44	11.56	17	278
SAINT ANSGAR PUBLIC	NC	C	7,639	6,892	-	7,764	207	1,404	257	24,163	2.00	21.97	33	61
SALEM PUBLIC LIBRARY	SE	A	4,722	3,565	-	-	-	814	37	9,138	1.09	19.74	-	-
SANBORN PUBLIC LIBRA	NW	C	5,326	9,074	-	-	30	1,024	-	15,454	1.82	11.05	-	86
SCHLESWIG PUBLIC LIB	NW	B	1,571	1,163	-	75	25	100	-	2,934	.27	3.38	-	44
SCOTT COUNTY LIBRARY	SE	I	104,177	104,439	53	8,423	5,037	33,466	728	256,323	2.30	8.73	733	1,118
SEYMOUR PUBLIC LIBRA	SW	C	6,880	1,729	-	-	243	389	19	9,260	.98	8.94	7	29
SHEFFIELD PUBLIC LIB	NC	C	10,976	7,035	89	17,753	407	2,477	5	38,742	3.01	31.65	144	286
SHELDON PUBLIC LIBRA	NW	E	26,312	47,111	75	4,336	4,355	10,352	1,435	93,976	2.79	18.78	-	-
SHELL ROCK PUBLIC LI	NE	C	5,124	4,407	6	562	122	1,752	221	12,194	1.07	8.25	7	114
SHELLSBURG PUBLIC LI	EC	B	4,762	5,168	-	-	162	-	-	10,092	1.25	13.09	-	21
SHENANDOAH PUBLIC LI	SW	E	34,591	24,704	-	2,983	1,311	3,569	263	67,421	1.41	10.75	209	654
SIBLEY PUBLIC LIBRAR	NW	D	9,508	19,466	60	2,049	1,239	2,714	31	35,067	2.36	11.49	89	163
SIDNEY PUBLIC LIBRAR	SW	C	3,882	1,537	-	-	-	274	-	5,693	.92	4.35	-	16
SIGOURNEY PUBLIC LIB	SE	C	18,532	12,919	-	2,631	83	2,402	-	36,567	2.60	15.69	28	110
SILVER CITY PUBLIC L	SW	A	888	1,233	-	316	68	610	301	3,416	.40	11.74	-	19
SIOUX CENTER PUBLIC	NW	D	32,756	51,794	392	4,856	3,824	9,451	1,173	104,246	3.57	22.72	125	585
SIOUX CITY PUBLIC LI	NW	H	349,890	227,062	512	15,144	12,188	40,848	3,184	648,828	2.48	7.91	6,263	692
SIOUX RAPIDS PUBLIC	NW	B	5,711	4,219	-	-	49	1,601	76	11,656	.55	12.99	9	79
SLATER PUBLIC LIBRAR	CE	C	5,576	9,691	-	-	470	1,272	62	17,071	1.62	13.01	-	151
SLOAN PUBLIC LIBRARY	NW	B	1,789	5,281	-	-	-	-	-	7,070	1.00	7.23	-	30
SOLON PUBLIC LIBRARY	EC	B	3,722	5,856	-	-	-	-	-	9,578	.95	9.88	3	12
SOMERS PUBLIC LIBRAR	NW	A	1,180	1,647	-	513	-	428	-	3,768	.60	17.13	-	12
SOUTH ENGLISH PUBLIC	SE	A	3,882	2,485	-	-	26	592	6	6,991	.91	33.13	5	4
SPENCER PUBLIC LIBRA	NW	F	52,390	33,328	109	-	4,276	13,864	5,268	109,235	1.68	9.32	248	526
SPILLVILLE PUBLIC LI	NE	A	1,167	2,692	-	86	234	422	1,588	6,189	1.07	14.91	-	23
SPIRIT LAKE PUBLIC L	NW	D	31,714	22,863	149	53	1,721	5,267	448	62,215	2.61	15.65	70	408
SPRINGVILLE PUBLIC L	EC	C	4,121	6,689	-	-	1,517	808	-	13,135	1.36	11.27	8	137
STACYVILLE PUBLIC LI	NC	B	3,835	6,940	1	4,198	482	414	47	15,917	2.15	29.59	43	143
STANHOPE PUBLIC LIBR	NC	A	2,322	1,955	-	2	186	967	54	5,486	.84	11.15	20	39
STANTON PUBLIC LIBRA	SW	B	2,748	5,820	-	-	-	1,043	15	9,626	1.12	12.89	1	3
STANWOOD PUBLIC LIBR	EC	B	1,868	2,647	3	564	52	127	36	5,297	.73	7.51	-	37
STATE CENTER PUBLIC	CE	C	17,968	11,384	68	19,670	554	6,000	2,495	58,139	3.86	45.00	-	272
STEAMBOAT ROCK PUBLI	NC	A	4,551	6,007	-	1,376	127	1,045	2	13,108	1.13	33.87	34	68
STOCKPORT PUBLIC LIB	SE	A	1,083	4,308	-	-	356	1,180	-	6,927	1.01	25.47	3	29
STORM LAKE PUBLIC LI	NW	E	51,231	37,421	72	7,830	6,041	6,666	378	109,639	2.34	12.44	150	488

LIBRARY CIRCULATION SUMMARY REPORT

NAME	REG	SZ CD	ADULT BOOKS	JUVENILE BOOKS	FILMS	VIDEO	AUDIO	PERIOD.	OTHER	TOTAL CIRCULATION	TURNOVER OF COLLECTION	CIRC. PER CAP.	LOANS TO OTHERS	LOANS FROM OTHERS
STORY CITY PUBLIC LI	CE	D	10,538	13,914	5	1,786	1,143	1,298	357	29,041	1.20	10.51	-	85
STRATFORD PUBLIC LIB	NC	B	2,606	2,201	-	25	5	2,249	109	7,195	1.69	8.93	14	57
STRAWBERRY POINT PUB	NE	C	7,231	10,709	83	-	577	3,268	46	21,914	1.69	14.98	[illegible]	104
STUART PUBLIC LIBRAR	SW	C	13,921	7,924	1	174	24	810	-	22,854	1.11	13.85	20	46
SUMNER PUBLIC LIBRAR	NE	C	18,940	20,486	-	737	1,022	5,611	3,806	50,602	1.99	21.67	10	357
SUTHERLAND PUBLIC LI	NW	B	1,799	1,868	-	32	318	1,312	14	5,343	.67	5.96	-	148
SWALEDALE PUBLIC LIB	NC	A	1,654	3,173	18	144	63	1,699	8	6,759	1.30	36.34	24	54
SWEA CITY PUBLIC LIB	NC	B	6,979	11,473	3	1,589	199	772	244	21,259	1.09	26.15	2	73
TABOR PUBLIC LIBRARY	SW	C	2,140	2,018	71	47	60	17	4	4,357	.33	4.00	-	88
TAMA PUBLIC LIBRARY	EC	D	28,639	18,102	31	3,113	280	7,252	39	57,456	2.87	19.36	9	47
TERRIL PUBLIC LIBRAR	NW	A	3,290	1,778	-	-	25	599	-	5,692	.35	13.55	-	25
THOMPSON PUBLIC LIBR	NC	B	2,348	2,[illegible]6	-	53	341	1,074	-	5,822	1.17	8.72	11	35
THORNTON PUBLIC LIBR	NC	A	4,495	7,192	1,575	2,216	-	621	-	16,099	1.01	36.42	14	44
TIPTON PUBLIC LIBRAR	EC	D	17,433	25,735	-	1,791	456	3,297	685	49,397	1.88	16.17	85	132
TITONKA PUBLIC LIBRA	NC	B	5,196	4,617	6	10	112	1,837	20	11,798	1.38	19.44	21	19
TOLEDO PUBLIC LIBRAR	EC	C	7,150	9,937	-	-	450	3,490	40	21,067	1.42	8.62	41	41
TRAER PUBLIC LIBRARY	EC	C	8,536	8,633	-	556	422	2,264	19	20,430	1.43	12.00	8	71
TRIPOLI PUBLIC LIBRA	NE	C	10,883	11,770	10	4,187	2,824	5,899	453	36,026	2.71	28.15	16	180
TRURO PUBLIC LIBRARY	CE	A	3,261	1,868	-	-	-	3,119	311	8,559	.65	21.03	-	-
UNION PUBLIC LIBRARY	NC	B	12,118	8,826	56	7,338	3,362	4,465	1,538	37,703	1.81	73.21	133	99
URBANDALE PUBLIC LIB	CE	F	101,729	140,836	27	54,223	23,337	7,029	3,655	330,836	4.43	18.51	494	270
VAN HORNE PUBLIC LIB	EC	B	2,596	3,725	-	1,295	118	1,361	1,592	10,687	1.14	15.67	13	143
VAN METER PUBLIC LIB	CE	B	4,195	4,596	-	-	276	1,071	-	10,138	1.77	13.57	-	10
VARINA PUBLIC LIBRAR	NW	A	764	302	-	-	-	25	30	1,121	.87	9.19	-	25
VENTURA PUBLIC LIBRA	NC	B	2,439	3,847	3	-	253	1,233	3	7,778	.97	12.67	127	121
VICTOR PUBLIC LIBRAR	EC	C	3,866	4,676	-	-	445	1,958	-	10,947	.42	10.47	35	30
VILLISCA PUBLIC LIBR	SW	C	4,858	2,349	-	42	34	519	17	7,819	.56	5.45	58	69
VINTON PUBLIC LIBRAR	EC	E	25,296	16,887	8	685	2,391	7,589	920	53,776	1.90	10.67	31	171
VOLGA PUBLIC LIBRARY	NE	A	2,048	1,987	-	65	162	999	25	5,286	.91	17.05	-	15
WADENA PUBLIC LIBRAR	NE	A	1,907	2,985	-	-	55	500	225	5,672	.71	24.66	35	125
WALL LAKE PUBLIC LIB	NW	B	4,768	3,080	-	740	126	965	-	9,679	.99	10.85	-	262
WALNUT PUBLIC LIBRAR	SW	B	1,704	7,175	-	-	75	466	142	9,562	1.19	10.66	13	41
WAPELLO PUBLIC LIBRA	SE	C	12,327	7,940	-	-	367	1,078	-	21,652	1.28	10.77	19	206
WASHINGTON PUBLIC LI	SE	E	37,849	29,513	-	4,127	2,585	3,518	464	78,056	2.16	11.86	224	883
WATERLOO PUBLIC LIBR	NE	H	272,340	132,905	228	12,699	13,330	19,769	6,824	458,095	2.60	6.03	13,329	1,015
WAUCOMA PUBLIC LIBRA	NE	A	1,945	2,396	12	178	228	604	14	5,377	.61	17.46	3	34
WAUKEE PUBLIC LIBRAR	CE	C	7,267	8,121	-	1,111	218	145	37	16,899	2.34	7.59	-	389
WAUKON PUBLIC LIBRAR	NE	D	18,247	25,680	-	1,632	1,077	5,775	133	52,544	2.06	13.19	10	450
WAVERLY PUBLIC LIBRA	NE	E	41,730	56,974	166	5,112	1,569	22,176	5,941	133,668	2.63	15.83	56	316
WEBB PUBLIC LIBRARY	NW	A	1,105	883	-	-	37	542	-	2,567	.31	11.56	-	46
WEBSTER CITY PUBLIC	NC	E	40,055	41,076	224	6,306	2,613	4,244	2,501	97,019	1.93	11.32	684	551
WELLMAN PUBLIC LIBRA	SE	C	6,271	9,896	46	2,889	911	2,010	162	22,185	1.96	19.72	4	206
WELLSBURG PUBLIC LIB	NE	B	4,137	5,314	-	4,275	270	973	410	15,379	1.40	20.21	4	119
WESLEY PUBLIC LIBRAR	NC	B	1,707	3,269	-	21	12	1,105	187	6,301	.58	10.54	43	59
WEST BEND PUBLIC LIB	NC	B	7,428	14,219	163	9,335	2,584	3,447	1,073	38,249	2.86	40.65	142	396
WEST BRANCH PUBLIC L	EC	C	8,554	8,501	-	7,461	768	821	1,160	27,265	.86	14.60	2	33
WEST DES MOINES PUBL	CE	F	139,829	108,513	-	17,479	12,818	9,031	3,641	291,311	3.31	13.31	-	627
WEST LIBERTY PUBLIC	SE	D	9,633	7,813	-	1,229	185	1,622	188	20,670	.70	7.59	47	220

LIBRARY CIRCULATION SUMMARY REPORT

NAME	REG	SZ CD	ADULT BOOKS	JUVENILE BOOKS	FILMS	VIDEO	AUDIO	PERIOD.	OTHER	TOTAL CIRCULATION	TURNOVER OF COLLECTION	CIRC. PER CAP.	LOANS TO OTHERS	LOANS FROM OTHERS
WEST POINT PUBLIC LI	SE	C	5,692	9,923	30	5,650	340	3,409	58	25,102	2.21	22.16	27	183
WEST UNION PUBLIC LI	NE	D	14,710	13,820	-	510	870	3,110	50	33,070	1.11	11.88	50	250
WESTGATE PUBLIC LIBR	NE	A	2,537	1,732	-	-	-	522	15	4,806	1.98	18.27	9	21
WESTSIDE PUBLIC LIBR	NW	A	1,008	2,119	-	204	-	217	-	3,548	-	-	-	12
WHAT CHEER PUBLIC LI	SE	B	1,229	434	-	-	-	21	-	1,684	.66	2.10	5	11
WHEATLAND PUBLIC LIB	EC	B	1,423	2,278	-	30	56	58	-	3,845	.88	4.58	-	122
WHITING PUBLIC LIBRA	NW	B	7,923	5,827	-	3	223	1,825	76	15,877	1.41	21.63	141	327
WHITTEMORE PUBLIC LI	NC	B	6,796	11,416	50	2,895	580	3,817	72	25,626	2.00	39.61	106	276
WILLIAMS PUBLIC LIBR	NC	A	4,208	4,342	-	-	3	953	2	9,508	1.14	23.19	-	22
WILLIAMSBURG PUBLIC	EC	C	13,011	14,020	-	5,374	2,178	3,041	54	37,678	1.53	18.53	23	81
WILTON PUBLIC LIBRAR	SE	D	13,103	11,143	-	2,740	1,272	2,144	256	30,658	1.88	12.25	133	149
WINFIELD PUBLIC LIBR	SE	C	4,528	6,947	5	10	254	2,950	45	14,739	16.11	14.14	93	25
WINTERSET PUBLIC LIB	CE	D	34,917	34,065	27	6,449	2,810	6,425	5,539	90,232	2.72	22.44	402	156
WINTHROP PUBLIC LIBR	NE	B	5,428	6,271	-	-	206	283	-	12,188	1.32	15.89	2	376
WODEN PUBLIC LIBRARY	NC	A	2,295	1,933	-	198	-	608	76	5,110	1.14	17.80	8	16
WOODBINE PUBLIC LIBR	SW	C	5,497	5,407	31	7	708	1,294	8	12,952	.71	8.85	23	62
WOODBURY COUNTY LIBR	NW	I	90,324	-	-	-	123	1,822	-	92,269	1.72	7.27	21	40
WOODWARD PUBLIC LIBR	CE	C	5,987	3,766	-	-	430	899	60	11,142	.99	9.19	17	71
WYOMING PUBLIC LIBRA	EC	B	3,534	7,985	14	1,563	36	329	120	13,581	1.24	19.35	-	165
ZEARING PUBLIC LIBRA	CE	B	1,579	3,854	-	744	179	140	15	6,511	.66	10.33	-	45

VI Personnel/ Education Levels/ FTE

* Totals by Region
* by Library

PERSONNEL SUMMARY REPORT - REGION CE TOTALS

SIZE GROUP	NO. TOT	LIB RPT	NO. LIBRN.	LIBRN FTE	NO.OTHER STAFF	OTHER FTE	FTE MASTERS LIB.SCI.	FTE COLLEGE DEGREE	FTE H.S. GRAD.	NO. VOL.	ANN. VOL. HRS.
A- 0- 499	118	7	7	1.80	1	.22	--------	------	2.08	35	1,014
B- 500- 999	141	17	23	9.09	8	.85	.67	1.93	7.44	92	2,057
C- 1,000- 2,499	146	17	28	15.19	22	3.53	.50	7.47	10.40	192	3,053
D- 2,500- 4,999	52	7	16	11.87	12	4.24	2.00	5.04	9.03	75	1,631
E- 5,000- 9,999	36	5	20	14.60	21	7.15	3.00	11.28	5.79	56	1,656
F- 10,000- 24,999	12	6	33	26.32	67	37.55	11.00	30.02	21.46	93	2,929
G- 25,000- 49,999	9	2	26	23.30	45	24.35	10.00	17.23	18.52	173	6,235
H- OVER 50,000	8	1	41	39.30	64	43.43	36.30	11.98	26.50	268	4,483
I- COUNTY LIB	3	0	-----	--------	-----	--------	--------	------	------	------	-------
REGION CE TOTAL	525	62	194	141.47	240	121.32	63.47	84.95	101.22	984	23,058

PERSONNEL SUMMARY REPORT - REGION EC TOTALS

SIZE GROUP	NO. TOT	LIB RPT	NO. LIBRN.	LIBRN. FTE	NO.OTHER STAFF	OTHER FTE	FTE MASTERS LIB.SCI.	FTE COLLEGE DEGREE	FTE H.S. GRAD.	NO. VOL.	ANN. VOL. HRS.
A- 0- 499	118	7	11	2.46	2	.56	--------	.55	1.48	49	1,734
B- 500- 999	141	22	28	10.78	8	.80	.37	7.29	22.49	178	5,671
C- 1,000- 2,499	146	18	36	15.35	21	3.67	--------	9.96	9.26	283	7,847
D- 2,500- 4,999	52	8	21	10.88	15	5.28	--------	8.30	8.23	109	2,478
E- 5,000- 9,999	36	4	11	9.55	20	11.77	2.65	10.54	8.23	146	1,204
F- 10,000- 24,999	12	1	4	3.75	9	5.25	2.00	.75	5.50	12	593
G- 25,000- 49,999	9	1	8	8.00	15	9.36	4.00	7.50	6.00	17	210
H- OVER 50,000	8	2	27	24.75	140	90.73	26.75	48.20	32.20	337	13,514
I- COUNTY LIB	3	0	-----	--------	-----	--------	--------	------	------	------	-------
REGION EC TOTAL	525	63	146	85.52	230	127.42	35.77	93.09	93.39	1,131	33,251

PERSONNEL SUMMARY REPORT - REGION NC TOTALS

SIZE GROUP	NO. TOT	LIB RPT	NO. LIBRN.	LIBRN. FTE	NO.OTHER STAFF	OTHER FTE	FTE MASTERS LIB.SCI.	FTE COLLEGE DEGREE	FTE H.S. GRAD.	NO. VOL.	ANN. VOL. HRS.
A- 0- 499	118	30	41	14.23	19	2.89	--------	2.09	12.53	244	3,862
B- 500- 999	141	21	29	12.94	25	3.78	--------	3.57	11.68	73	1,306
C- 1,000- 2,499	146	14	18	9.60	18	3.72	--------	3.60	7.87	20	524
D- 2,500- 4,999	52	9	30	20.15	23	7.02	2.75	14.46	8.42	31	2,291
E- 5,000- 9,999	36	5	14	13.50	35	16.62	4.00	13.92	13.46	121	1,218
F- 10,000- 24,999	12	0	-----	--------	-----	--------	--------	------	------	------	-------
G- 25,000- 49,999	9	2	10	10.00	20	16.30	6.00	7.30	13.00	13	2,112
H- OVER 50,000	8	0	-----	--------	-----	--------	--------	------	------	------	-------
I- COUNTY LIB	3	0	-----	--------	-----	--------	--------	------	------	------	-------
REGION NC TOTAL	525	81	142	80.42	140	50.33	12.75	44.94	66.96	502	11,313

PERSONNEL SUMMARY REPORT - REGION NE TOTALS

SIZE GROUP	NO. TOT	LIB RPT	NO. LIBRN.	LIBRN. FTE	NO.OTHER STAFF	OTHER FTE	FTE MASTERS LIB.SCI.	FTE COLLEGE DEGREE	FTE H.S. GRAD.	NO. VOL.	ANN. VOL. HRS.
A- 0- 499	118	16	16	4.71	6	.73	.50	1.50	3.06	263	7,307
B- 500- 999	141	24	34	13.80	13	1.36	.54	5.33	8.58	132	3,066
C- 1,000- 2,499	146	25	51	24.86	26	6.01	--------	9.06	21.43	77	1,877
D- 2,500- 4,999	52	8	15	10.85	25	11.26	3.35	6.78	9.50	49	867
E- 5,000- 9,999	36	4	12	10.60	21	9.01	3.00	5.20	8.44	53	3,468
F- 10,000- 24,999	12	0	-----	--------	-----	--------	--------	------	------	------	-------
G- 25,000- 49,999	9	1	7	6.65	16	11.33	5.00	5.15	6.00	59	1,626
H- OVER 50,000	8	2	14	13.50	55	31.40	12.50	9.00	21.63	148	4,239
I- COUNTY LIB	3	1	3	3.00	4	2.65	1.00	2.00	2.65	10	30
REGION NE TOTAL	525	81	152	87.97	166	73.75	25.89	44.02	81.29	791	22,480

PERSONNEL SUMMARY REPORT - REGION NW TOTALS

SIZE GROUP	NO. TOT	LIB RPT	NO. LIBRN.	LIBRN. FTE	NO.OTHER STAFF	OTHER FTE	FTE MASTERS LIB.SCI.	FTE COLLEGE DEGREE	FTE H.S. GRAD.	NO. VOL.	ANN. VOL. HRS.
A- 0- 499	118	23	29	7.52	11	.54	--------	1.92	5.24	114	1,894
B- 500- 999	141	29	48	13.18	22	3.48	--------	6.52	9.54	141	3,862
C- 1,000- 2,499	146	27	53	24.64	27	6.11	--------	10.18	13.12	244	1,621
D- 2,500- 4,999	52	10	37	23.12	25	9.00	--------	20.55	9.52	87	1,914
E- 5,000- 9,999	36	7	29	22.05	25	10.88	2.00	12.40	13.36	114	3,383
F- 10,000- 24,999	12	1	3	2.82	12	6.37	--------	3.62	5.37	12	950
G- 25,000- 49,999	9	0	-----	--------	-----	--------	--------	------	------	------	-------
H- OVER 50,000	8	1	22	17.63	35	24.50	8.00	12.88	17.05	39	1,026
I- COUNTY LIB	3	1	2	2.00	5	2.87	--------	------	4.87	1	52
REGION NW TOTAL	525	99	223	112.96	162	63.75	10.00	68.07	78.07	752	14,702

PERSONNEL SUMMARY REPORT - REGION SE TOTALS

SIZE GROUP	NO. TOT	LIB RPT	NO. LIBRN.	LIBRN. FTE	NO.OTHER STAFF	OTHER FTE	FTE MASTERS LIB.SCI.	FTE COLLEGE DEGREE	FTE H.S. GRAD.	NO. VOL.	ANN. VOL. HRS.
A- 0- 499	118	10	10	2.57	-----	--------	--------	------	2.00	26	1,291
B- 500- 999	141	11	11	4.92	3	.93	--------	.15	4.46	90	2,734
C- 1,000- 2,499	146	15	22	11.30	18	2.89	1.00	4.89	7.23	82	4,125
D- 2,500- 4,999	52	4	9	5.68	8	3.25	--------	3.43	5.50	48	235
E- 5,000- 9,999	36	4	11	11.00	27	14.30	3.00	8.67	12.30	13	1,160
F- 10,000- 24,999	12	4	27	16.88	34	20.92	5.00	16.61	20.06	137	6,238
G- 25,000- 49,999	9	3	17	16.00	55	38.76	12.50	18.15	22.60	232	4,233
H- OVER 50,000	8	1	14	14.00	44	34.50	14.00	14.00	20.50	162	5,784
I- COUNTY LIB	3	1	6	6.00	20	9.80	3.00	2.40	9.70	19	1,200
REGION SE TOTAL	525	53	127	88.35	209	125.35	38.50	68.30	104.35	809	27,000

PERSONNEL SUMMARY REPORT - REGION SW TOTALS

SIZE GROUP	NO. TOT	LIB RPT	NO. LIBRN.	LIBRN. FTE	NO.OTHER STAFF	OTHER FTE	FTE MASTERS LIB.SCI.	FTE COLLEGE DEGREE	FTE H.S. GRAD.	NO. VOL.	ANN. VOL. HRS.
A- 0- 499	118	14	18	5.57	2	.30	--------	.50	4.70	95	3,510
B- 500- 999	141	11	20	6.40	3	.38	--------	.30	6.13	45	1,440
C- 1,000- 2,499	146	23	46	21.24	17	4.98	--------	8.73	14.14	371	2,775
D- 2,500- 4,999	52	5	15	9.55	7	3.15	--------	3.30	9.40	23	366
E- 5,000- 9,999	36	7	23	19.54	28	11.61	2.00	4.27	21.73	147	5,254
F- 10,000- 24,999	12	0	-----	--------	-----	--------	--------	------	------	------	-------
G- 25,000- 49,999	9	0	-----	--------	-----	--------	--------	------	------	------	-------
H- OVER 50,000	8	1	7	7.00	20	15.92	6.00	3.00	15.00	245	1,215
I- COUNTY LIB	3	0	-----	--------	-----	--------	--------	------	------	------	-------
REGION SW TOTAL	525	61	129	69.30	77	36.34	8.00	20.10	71.10	926	14,560

PERSONNEL REPORT OF STAFFING

NAME	REGION	SIZE CODE	NO. LIBRN.	LIBRN. FTE	NO.OTHER STAFF	OTHER FTE	FTE MASTERS LIB.SCI.	FTE COLLEGE DEGREE	FTE H.S. GRAD.	NO. VOL.	ANN. VOL. HRS.
ACKLEY PUBLIC LIBRARY	NC	C	2	.73	-	-	-	.73	-	2	20
ADAIR PUBLIC LIBRARY	SW	B	2	.35	-	-	-	-	-	12	130
ADEL PUBLIC LIBRARY	CE	D	2	1.62	2	.05	-	.95	.87	3	150
AGENCY PUBLIC LIBRARY	SE	B	1	.15	-	-	-	.15	-	5	468
AKRON PUBLIC LIBRARY	NW	C	3	1.00	-	-	-	.87	.13	-	-
ALBERT CITY PUBLIC LIBRARY	NW	B	1	.34	-	-	-	-	.34	37	351
ALBIA PUBLIC LIBRARY	SE	D	1	1.00	3	1.62	-	1.00	1.62	4	100
ALBION PUBLIC LIBRARY	CE	B	1	.53	-	-	-	-	.53	-	-
ALDEN PUBLIC LIBRARY	NC	B	1	.60	2	.35	-	-	.95	-	-
ALEXANDER PUBLIC LIBRARY	NC	A	3	.65	2	.30	-	.43	.35	9	427
ALGONA PUBLIC LIBRARY	NC	E	2	2.00	6	3.37	-	3.00	5.00	44	590
ALLERTON PUBLIC LIBRARY	SW	B	1	.23	1	-	-	-	.23	-	-
ALLISON PUBLIC LIBRARY	NE	C	3	.99	-	-	-	.32	.67	-	-
ALTA PUBLIC LIBRARY	NW	C	1	.60	-	-	-	-	.60	-	-
ALTA VISTA PUBLIC LIBRARY	NE	A	2	.35	-	-	-	-	.17	10	40
ALTON PUBLIC LIBRARY	NW	B	1	.62	3	.50	-	.62	.50	-	-
ALTOONA PUBLIC LIBRARY	CE	E	4	2.55	3	.50	-	2.37	.17	3	185
AMES PUBLIC LIBRARY	CE	G	16	15.25	36	16.35	10.00	11.78	7.82	165	5619
ANAMOSA PUBLIC LIBRARY	EC	D	2	1.10	1	-	-	-	2.00	25	270
ANITA PUBLIC LIBRARY	SW	C	1	.78	-	-	-	-	.78	15	60
ANKENY PUBLIC LIBRARY	CE	F	1	1.00	11	6.00	-	5.60	1.36	2	180
ANTHON PUBLIC LIBRARY	NW	B	1	.48	-	-	-	-	.48	1	10
APLINGTON PUBLIC LIBRARY	NE	C	2	.63	2	.26	-	.76	.48	8	25
ARCHER PUBLIC LIBRARY	NW	A	1	.15	2	-	-	-	-	-	-
ARLINGTON PUBLIC LIBRARY	NE	A	1	.63	-	-	-	-	.63	-	-
ARMSTRONG PUBLIC LIBRARY	NW	C	2	1.12	1	.07	-	.25	.20	-	-
ARNOLDS PARK PUBLIC LIBRARY	NW	C	1	.50	2	.22	-	.50	.22	6	30
ARTHUR PUBLIC LIBRARY	NW	A	1	.15	-	-	-	-	.15	-	-
ASHTON PUBLIC LIBRARY	NW	A	1	.36	2	.08	-	.36	.08	14	297
ATKINS PUBLIC LIBRARY	EC	B	1	.57	-	-	-	.57	-	1	52
ATLANTIC PUBLIC LIBRARY	SW	E	2	1.87	2	1.68	-	.94	2.63	8	36
AUDUBON PUBLIC LIBRARY	SW	D	3	2.10	-	-	-	1.55	.55	6	152
AURELIA PUBLIC LIBRARY	NW	C	2	.90	-	-	-	.90	-	7	100
AVOCA PUBLIC LIBRARY	SW	C	3	1.50	1	.20	-	-	1.70	-	-
BAGLEY PUBLIC LIBRARY	SW	A	2	.70	-	-	-	-	.70	6	1000
BANCROFT PUBLIC LIBRARY	NC	C	2	1.00	2	.01	-	-	1.01	-	-
BATAVIA PUBLIC LIBRARY	SE	B	1	.50	-	-	-	-	-	4	16
BATTLE CREEK PUBLIC LIBRARY	NW	B	2	.50	-	-	-	-	.50	-	-
BAYARD PUBLIC LIBRARY	SW	B	2	1.25	1	.25	-	-	1.50	-	-
BEAMAN PUBLIC LIBRARY	NE	A	1	.35	1	.18	-	.18	.35	164	2627
BEDFORD PUBLIC LIBRARY	SW	C	2	.71	1	.23	-	-	.94	20	150
BELLE PLAINE PUBLIC LIBRARY	EC	D	4	1.58	-	-	-	1.00	.55	1	325
BELLEVUE PUBLIC LIBRARY	EC	C	4	2.50	-	-	-	1.25	1.25	38	550
BELMOND PUBLIC LIBRARY	NC	D	3	2.25	1	.20	-	-	2.25	1	144
BENNETT PUBLIC LIBRARY	EC	A	2	.56	-	-	-	.25	.31	17	165
BETTENDORF PUBLIC LIBRARY	SE	G	8	7.00	19	13.17	5.50	6.15	7.00	181	2651
BIRMINGHAM PUBLIC LIBRARY	SE	A	-	-	-	-	-	-	-	10	546
BLAIRSTOWN PUBLIC LIBRARY	EC	B	1	.55	-	-	-	.55	-	2	400

PERSONNEL REPORT OF STAFFING

NAME	REGION	SIZE CODE	NO. LIBRN.	LIBRN. FTE	NO.OTHER STAFF	OTHER FTE	FTE MASTERS LIB.SCI.	FTE COLLEGE DEGREE	FTE H.S. GRAD.	NO. VOL.	ANN. VOL. HRS.
BLAKESBURG PUBLIC LIBRARY	SE	A	1	.37	-	-	-	-	-	2	3
BLOOMFIELD PUBLIC LIBRARY	SE	D	2	2.00	2	.88	-	1.00	1.88	20	75
BODE PUBLIC LIBRARY	NC	A	1	.30	-	-	-	-	.30	3	75
BONAPARTE PUBLIC LIBRARY	SE	A	1	.03	-	-	-	-	.03	-	-
BONDURANT PUBLIC LIBRARY	CE	C	1	.53	1	.03	-	.53	.03	-	-
BOONE PUBLIC LIBRARY	CE	F	8	5.00	5	3.05	1.00	1.82	4.88	23	540
BOYDEN PUBLIC LIBRARY	NW	B	2	.58	1	.05	-	.50	.50	12	75
BRITT PUBLIC LIBRARY	NC	C	1	.56	-	-	-	-	-	2	50
BROOKLYN PUBLIC LIBRARY	EC	C	3	.65	1	.07	-	-	.65	-	-
BUFFALO CENTER PUBLIC LIBRARY	NC	C	1	.50	1	.15	-	.50	-	-	-
BURLINGTON PUBLIC LIBRARY	SE	G	4	4.00	25	17.95	4.00	10.00	8.00	19	1474
BURT PUBLIC LIBRARY	NC	B	2	.62	-	-	-	-	.62	2	200
BUSSEY PUBLIC LIBRARY	CE	B	1	.25	1	.07	-	-	.25	1	50
CALAMUS PUBLIC LIBRARY	EC	A	1	.05	-	-	-	-	.02	-	-
CALLENDER PUBLIC LIBRARY	NC	A	1	.63	-	-	-	.05	-	4	200
CALMAR PUBLIC LIBRARY	NE	C	1	.54	1	.14	-	-	1.00	4	102
CAMANCHE PUBLIC LIBRARY	EC	D	3	.70	2	.75	-	.70	.68	2	60
CAMBRIDGE PUBLIC LIBRARY	CE	B	1	.17	-	-	-	-	.17	2	22
CANTRIL PUBLIC LIBRARY	SE	A	1	.05	-	-	-	-	.05	-	-
CARLISLE PUBLIC LIBRARY	CE	D	1	1.00	2	.65	1.00	.63	.05	6	291
CARROLL PUBLIC LIBRARY	NW	E	6	4.00	4	1.50	1.00	.75	2.25	1	50
CASCADE PUBLIC LIBRARY	NE	C	1	.70	1	.50	-	-	1.20	-	-
CASEY PUBLIC LIBRARY	SW	A	2	.30	-	-	-	.15	.15	15	56
CEDAR FALLS PUBLIC LIBRARY	NE	G	7	6.65	16	11.33	5.00	5.15	6.00	59	1626
CEDAR RAPIDS PUBLIC LIBRARY	EC	H	15	14.50	85	58.73	14.50	30.70	19.7	129	6873
CENTER POINT PUBLIC LIBRARY	EC	C	1	.60	3	.20	-	-	.75	9	365
CENTERVILLE PUBLIC LIBRARY	SE	E	4	4.00	1	.50	-	3.00	1.50	1	160
CENTRAL CITY PUBLIC LIBRARY	EC	C	1	.40	-	-	-	-	.40	4	164
CHARITON PUBLIC LIBRARY	SW	D	2	1.35	6	3.15	-	-	4.50	2	50
CHARLES CITY PUBLIC LIBRARY	NC	E	4	4.00	5	1.55	-	3.93	1.45	38	150
CHARTER OAK PUBLIC LIBRARY	NW	B	1	.21	1	.01	-	.21	-	-	-
CHELSEA PUBLIC LIBRARY	EC	A	1	.55	1	.01	-	-	.55	-	-
CHEROKEE PUBLIC LIBRARY	NW	E	4	3.50	-	-	-	.87	2.63	3	200
CHURDAN PUBLIC LIBRARY	CE	B	2	1.10	1	.10	-	-	1.20	6	55
CLARE PUBLIC LIBRARY	NC	A	3	.38	-	-	-	-	.38	-	-
CLARENCE PUBLIC LIBRARY	EC	C	2	.50	-	-	-	-	.50	-	-
CLARINDA PUBLIC LIBRARY	SW	E	5	2.65	1	.30	-	1.59	1.36	10	5
CLARION PUBLIC LIBRARY	NC	D	4	1.50	1	.80	-	1.50	.80	4	26
CLARKSVILLE PUBLIC LIBRARY	NE	C	1	.65	1	.25	-	-	.90	12	75
CLEAR LAKE PUBLIC LIBRARY	NC	E	3	2.50	10	3.00	1.00	3.00	1.50	37	432
CLEARFIELD PUBLIC LIBRARY	SW	A	1	.25	-	-	-	-	.25	2	40
CLEGHORN PUBLIC LIBRARY	NW	A	2	.97	1	.05	-	.35	.35	28	548
CLERMONT PUBLIC LIBRARY	NE	B	1	.45	-	-	-	.45	-	35	113
CLINTON PUBLIC LIBRARY	EC	G	8	8.00	15	9.36	4.00	7.50	6.00	17	210
COGGON PUBLIC LIBRARY	EC	B	1	.57	-	-	-	-	.57	3	100
COLESBURG PUBLIC LIBRARY	NE	A	-	-	-	-	-	-	-	20	1654
COLFAX PUBLIC LIBRARY	CE	C	1	.53	2	.11	-	-	.64	-	-
COLLINS PUBLIC LIBRARY	CE	A	1	.38	-	-	-	-	.38	3	150

PERSONNEL REPORT OF STAFFING

NAME	REGION	SIZE CODE	NO. LIBRN.	LIBRN. FTE	NO.OTHER STAFF	OTHER FTE	FTE MASTERS LIB.SCI.	FTE COLLEGE DEGREE	FTE H.S. GRAD.	NO. VOL.	ANN. VOL. HRS.
COLO PUBLIC LIBRARY	CE	B	1	.63	2	.47	-	1.10	.10	5	352
COLUMBUS JUNCTION PUBLIC LIB	SE	C	1	.50	2	.60	-	.50	.60	14	182
CONRAD PUBLIC LIBRARY	NE	C	3	1.65	2	.20	-	1.65	.13	24	599
COON RAPIDS PUBLIC LIBRARY	NW	C	2	.92	2	.05	-	-	.98	-	-
CORALVILLE PUBLIC LIBRARY	EC	E	3	3.00	4	3.25	-	3.00	3.25	23	820
CORNING PUBLIC LIBRARY	SW	C	3	2.00	2	.28	-	-	2.28	20	1043
CORRECTIONVILLE PUBLIC LIBRARY	NW	B	1	.25	-	-	-	-	.25	2	646
CORWITH PUBLIC LIBRARY	NC	A	1	.25	1	.25	-	-	.50	-	-
CORYDON PUBLIC LIBRARY	SW	C	4	1.03	1	.10	-	.62	.11	7	50
COULTER PUBLIC LIBRARY	NC	A	2	.61	-	-	-	-	.05	6	33
COUNCIL BLUFFS PUBLIC LIBRARY	SW	H	7	7.00	20	15.92	6.00	3.00	15.0	245	1215
CRESCO PUBLIC LIBRARY	NE	D	2	1.20	6	2.90	.60	2.00	1.20	6	150
CRESTON PUBLIC LIBRARY	SW	E	2	2.00	2	1.00	1.00	.50	2.00	1	22
CUMBERLAND PUBLIC LIBRARY	SW	A	1	.27	-	-	-	-	.27	10	200
DALLAS CENTER PUBLIC LIBRARY	CE	C	1	1.00	2	.50	-	.25	1.25	1	15
DAVENPORT PUBLIC LIBRARY	SE	H	14	14.00	44	34.50	14.00	14.00	20.5	162	5784
DAYTON PUBLIC LIBRARY	NC	B	1	.53	1	.10	-	-	.63	-	-
DE SOTO PUBLIC LIBRARY	CE	C	2	.55	-	-	-	.37	.17	20	141
DE WITT PUBLIC LIBRARY	EC	D	4	2.12	1	.75	-	2.12	-	25	125
DECORAH PUBLIC LIBRARY	NE	E	1	1.00	7	3.70	1.00	1.35	1.00	-	-
DELHI PUBLIC LIBRARY	NE	B	1	.37	-	-	-	-	.37	5	120
DENISON PUBLIC LIBRARY	NW	E	3	2.60	7	2.43	-	3.38	1.08	95	721
DENVER PUBLIC LIBRARY	NE	C	4	3.12	-	-	-	1.00	2.00	15	450
DES MOINES PUBLIC LIBRARY	CE	H	41	39.30	64	43.43	36.30	11.98	26.5	268	4483
DEXTER PUBLIC LIBRARY	CE	B	1	.35	1	.08	-	.08	.35	-	-
DIKE PUBLIC LIBRARY	NE	B	1	.62	1	-	-	.62	-	-	-
DONNELLSON PUBLIC LIBRARY	SE	B	2	1.08	1	.75	-	-	1.08	4	250
DOW CITY PUBLIC LIBRARY	NW	B	1	.10	-	-	-	-	.10	-	-
DOWS PUBLIC LIBRARY	NC	B	1	.57	1	.12	-	-	.70	5	96
DUBUQUE COUNTY LIBRARY	NE	I	3	3.00	4	2.65	1.00	2.00	2.65	10	30
DUBUQUE PUBLIC LIBRARY	NE	H	7	6.50	29	13.45	5.50	2.00	9.63	101	2655
DUMONT PUBLIC LIBRARY	NE	B	2	.57	-	-	-	-	.57	-	-
DUNCOMBE PUBLIC LIBRARY	NC	B	1	.42	2	.17	-	-	.60	-	-
DUNKERTON PUBLIC LIBRARY	NE	B	1	.50	1	.05	-	.55	-	6	-
DUNLAP PUBLIC LIBRARY	SW	C	1	.50	-	-	-	.50	-	-	-
DYERSVILLE PUBLIC LIBRARY	NE	D	4	2.30	1	.25	1.00	-	1.30	4	158
DYSART PUBLIC LIBRARY	EC	C	2	.56	2	.17	-	.21	.53	-	-
EAGLE GROVE PUBLIC LIBRARY	NC	D	1	1.00	6	2.61	1.00	2.35	.26	1	200
EARLHAM PUBLIC LIBRARY	CE	C	2	1.00	3	.40	-	-	1.30	15	10
EARLVILLE PUBLIC LIBRARY	NE	B	1	.40	-	-	-	.40	-	-	-
EARLY PUBLIC LIBRARY	NW	B	1	.54	1	.50	-	.54	.50	2	140
EDDYVILLE PUBLIC LIBRARY	SE	C	1	.45	1	.15	-	-	.60	-	-
EDGEWOOD PUBLIC LIBRARY	NE	B	1	.40	1	.10	-	-	.50	-	-
ELDON PUBLIC LIBRARY	SE	C	1	.65	1	.15	-	-	.80	17	482
ELDORA PUBLIC LIBRARY	NC	D	4	2.25	2	.28	-	2.25	.28	4	325
ELGIN PUBLIC LIBRARY	NE	B	1	.50	1	.04	-	-	.54	-	-
ELK HORN PUBLIC LIBRARY	SW	B	2	.55	-	-	-	-	.55	4	40
ELKADER PUBLIC LIBRARY	NE	C	2	1.02	-	-	-	.75	.27	6	10

PERSONNEL REPORT OF STAFFING

NAME	REGION	SIZE CODE	NO. LIBRN.	LIBRN. FTE	NO.OTHER STAFF	OTHER FTE	FTE MASTERS LIB.SCI.	FTE COLLEGE DEGREE	FTE H.S. GRAD.	NO. VOL.	ANN. VOL. HRS.
ELLIOTT PUBLIC LIBRARY	SW	A	2	.70	1	.05	-	.35	.35	3	65
ELLSWORTH PUBLIC LIBRARY	NC	A	1	.50	1	.04	-	-	.50	42	140
ELMA PUBLIC LIBRARY	NE	B	1	.50	-	-	-	.50	-	12	144
ELY PUBLIC LIBRARY	EC	A	1	.30	-	-	-	.30	-	25	850
EMERSON PUBLIC LIBRARY	SW	B	1	.50	-	-	-	-	.50	4	1055
EMMETSBURG PUBLIC LIBRARY	NW	D	2	1.42	3	1.95	-	1.42	1.95	1	40
ESSEX PUBLIC LIBRARY	SW	C	2	.67	-	-	-	-	.67	15	100
ESTHERVILLE PUBLIC LIBRARY	NW	E	6	4.20	1	.50	-	.90	3.30	3	1560
EVANSDALE PUBLIC LIBRARY	NE	D	1	1.00	-	-	-	-	1.00	6	300
EXIRA PUBLIC LIBRARY	SW	B	3	1.50	-	-	-	-	1.50	-	-
FAIRBANK PUBLIC LIBRARY	NE	B	3	1.25	1	.08	-	1.00	-	5	104
FAIRFAX PUBLIC LIBRARY	EC	B	2	.47	1	.07	-	.55	-	12	189
FAIRFIELD PUBLIC LIBRARY	SE	E	3	3.00	10	6.00	1.00	3.00	5.00	6	400
FARMERSBURG PUBLIC LIBRARY	NE	A	1	.20	-	-	-	-	.20	3	18
FARMINGTON PUBLIC LIBRARY	SE	B	1	.65	-	-	-	-	.65	6	374
FAYETTE PUBLIC LIBRARY	NE	C	2	1.10	1	.10	-	-	1.10	-	-
FENTON PUBLIC LIBRARY	NC	A	1	.41	-	-	-	-	.41	11	81
FERTILE PUBLIC LIBRARY	NC	A	1	.42	1	.08	-	-	.50	-	-
FONDA PUBLIC LIBRARY	NW	B	1	.37	1	.27	-	.37	.27	5	12
FONTANELLE PUBLIC LIBRARY	SW	B	4	.40	-	-	-	.05	.35	1	3
FOREST CITY PUBLIC LIBRARY	NC	D	3	2.05	-	-	-	-	2.05	-	-
FORT ATKINSON PUBLIC LIBRARY	NE	A	2	.50	-	-	-	.15	.35	-	-
FORT DODGE PUBLIC LIBRARY	NC	G	4	4.00	9	8.25	3.00	2.00	7.25	-	-
FORT MADISON PUBLIC LIBRARY	SE	F	9	8.44	8	3.13	-	5.24	4.83	10	389
FREDERICKSBURG PUBLIC LIBRARY	NE	C	2	.60	-	-	-	.15	.45	-	-
GALVA PUBLIC LIBRARY	NW	A	2	.37	-	-	-	-	.37	-	-
GARDEN GROVE PUBLIC LIBRARY	SW	A	1	.18	-	-	-	-	.18	-	-
GARNAVILLO PUBLIC LIBRARY	NE	B	1	.50	2	.75	-	-	1.25	28	223
GARNER PUBLIC LIBRARY	NC	D	1	1.00	5	1.35	1.00	.38	.83	2	65
GARRISON PUBLIC LIBRARY	EC	A	2	.45	-	-	-	-	.45	1	7
GARWIN PUBLIC LIBRARY	EC	B	1	.53	-	-	-	-	.53	7	160
GEORGE PUBLIC LIBRARY	NW	C	1	.45	-	-	-	-	.45	-	-
GILMAN PUBLIC LIBRARY	CE	B	1	.31	-	-	-	-	.31	15	403
GILMORE CITY PUBLIC LIBRARY	NW	B	1	.62	2	.07	-	.62	.07	-	-
GLADBROOK PUBLIC LIBRARY	EC	B	2	.64	-	-	-	.11	.53	-	-
GLENWOOD PUBLIC LIBRARY	SW	E	4	3.83	7	4.10	-	.93	7.00	107	2285
GOWRIE PUBLIC LIBRARY	NC	C	1	.50	1	.10	-	-	.50	6	104
GRAETTINGER PUBLIC LIBRARY	NW	B	3	1.03	-	-	-	.20	.83	1	14
GRAFTON PUBLIC LIBRARY	NC	A	1	.50	-	-	-	-	-	8	1700
GRAND JUNCTION PUBLIC LIBRARY	CE	B	2	.62	-	-	-	.30	.32	8	16
GRANGER PUBLIC LIBRARY	CE	B	1	.21	-	-	-	-	.21	-	-
GREENE PUBLIC LIBRARY	NE	C	3	1.45	3	.50	-	-	1.95	-	-
GREENFIELD PUBLIC LIBRARY	SW	C	3	2.25	3	1.92	-	1.50	.90	1	48
GRIMES PUBLIC LIBRARY	CE	C	2	.97	1	.02	-	.72	.25	1	144
GRINNELL PUBLIC LIBRARY	EC	E	3	2.60	11	5.17	1.65	4.11	2.01	113	279
GRISWOLD PUBLIC LIBRARY	SW	C	1	.70	2	.30	-	-	.30	2	12
GRUNDY CENTER PUBLIC LIBRARY	NE	D	1	1.00	3	1.25	-	1.00	1.25	3	-
GUTHRIE CENTER PUBLIC LIBRARY	SW	C	3	1.47	-	-	-	1.13	.34	23	25

PERSONNEL REPORT OF STAFFING

NAME	REGION	SIZE CODE	NO. LIBRN.	LIBRN. FTE	NO.OTHER STAFF	OTHER FTE	FTE MASTERS LIB.SCI.	FTE COLLEGE DEGREE	FTE H.S. GRAD.	NO. VOL.	ANN. VOL. HRS.
GUTTENBERG PUBLIC LIBRARY	NE	C	3	.85	-	-	-	.35	.32	-	-
HAMPTON PUBLIC LIBRARY	NC	D	5	4.00	2	.21	-	4.00	.21	18	1011
HANLONTOWN PUBLIC LIBRARY	NC	A	1	.50	-	-	-	-	.50	1	72
HARCOURT PUBLIC LIBRARY	NC	A	1	.30	1	.10	-	-	.30	5	10
HARLAN PUBLIC LIBRARY	SW	E	4	3.44	2	.75	-	-	4.19	-	-
HARPERS FERRY PUBLIC LIBRARY	NE	A	-	-	-	-	-	-	-	18	-
HAVELOCK PUBLIC LIBRARY	NW	A	1	.13	-	-	-	-	.13	-	-
HAWARDEN PUBLIC LIBRARY	NW	D	3	2.12	3	.87	-	1.00	2.00	1	500
HAWKEYE PUBLIC LIBRARY	NE	B	1	.37	-	-	-	-	.37	-	-
HEDRICK PUBLIC LIBRARY	SE	B	1	.42	-	-	-	-	.42	9	267
HIAWATHA PUBLIC LIBRARY	EC	D	2	1.58	5	1.38	-	2.18	.78	43	468
HILLSBORO PUBLIC LIBRARY	SE	A	1	.20	-	-	-	-	-	2	2
HOLSTEIN PUBLIC LIBRARY	NW	C	2	1.10	-	-	-	1.10	-	15	350
HOPKINTON PUBLIC LIBRARY	NE	B	1	.35	-	-	-	.35	-	5	50
HUBBARD PUBLIC LIBRARY	NC	B	1	.60	1	.12	-	-	.12	17	82
HUDSON PUBLIC LIBRARY	NE	C	1	.83	2	.68	-	.38	1.20	2	100
HULL PUBLIC LIBRARY	NW	C	1	.60	3	-	-	-	.60	12	150
HUMBOLDT PUBLIC LIBRARY	NC	D	4	3.60	2	.75	-	3.60	-	-	-
HUMESTON PUBLIC LIBRARY	SW	B	1	.36	-	-	-	-	.36	2	117
HUXLEY PUBLIC LIBRARY	CE	C	2	.85	-	-	-	-	.85	6	107
IDA GROVE PUBLIC LIBRARY	NW	C	3	1.00	1	1.00	-	1.40	-	12	26
INDEPENDENCE PUBLIC LIBRARY	NE	E	3	3.00	1	.62	1.00	1.00	1.60	23	208
INDIANOLA PUBLIC LIBRARY	CE	F	8	4.82	1	.45	-	1.95	2.87	1	8
INWOOD PUBLIC LIBRARY	NW	B	2	.30	-	-	-	.15	.15	-	-
IONIA PUBLIC LIBRARY	NE	A	1	.41	1	-	-	.41	-	12	30
IOWA CITY PUBLIC LIBRARY	EC	H	12	10.25	55	32.00	12.25	17.50	12.5	208	6641
IOWA FALLS PUBLIC LIBRARY	NC	E	3	3.00	3	1.25	1.00	2.72	.52	-	-
JAMAICA PUBLIC LIBRARY	SW	A	1	.60	-	-	-	-	.60	10	675
JANESVILLE PUBLIC LIBRARY	NE	B	2	.80	1	.07	-	.40	.40	2	300
JEFFERSON PUBLIC LIBRARY	CE	D	3	2.87	3	1.35	-	1.00	3.00	22	572
JESUP PUBLIC LIBRARY	NE	C	2	1.00	1	.25	-	1.00	.25	2	100
JEWELL PUBLIC LIBRARY	NC	C	2	.60	1	.03	-	.30	.30	6	50
JOICE PUBLIC LIBRARY	NC	A	2	.57	-	-	-	-	.57	1	20
KALONA PUBLIC LIBRARY	SE	C	1	.50	1	.22	-	.50	.22	4	367
KANAWHA PUBLIC LIBRARY	NC	B	2	.38	1	.15	-	-	.53	-	-
KENSETT PUBLIC LIBRARY	NC	A	1	.50	-	-	-	.50	-	8	60
KEOKUK PUBLIC LIBRARY	SE	F	5	4.44	7	4.79	1.00	1.87	5.73	16	229
KEOSAUQUA PUBLIC LIBRARY	SE	C	2	.65	-	-	-	-	.50	4	80
KEOTA PUBLIC LIBRARY	SE	C	2	.75	1	.05	-	.50	.25	25	1146
KEYSTONE PUBLIC LIBRARY	EC	B	1	.79	1	.26	-	-	1.05	15	290
KIMBALLTON PUBLIC LIBRARY	SW	A	1	.37	-	-	-	-	-	-	-
KINGSLEY PUBLIC LIBRARY	NW	C	2	.60	2	.30	-	.05	.85	6	35
KLEMME PUBLIC LIBRARY	NC	B	2	.45	-	-	-	-	.45	-	-
KNOXVILLE PUBLIC LIBRARY	CE	E	4	2.80	1	.17	1.00	2.00	.17	-	-
LA PORTE CITY PUBLIC LIBRARY	NE	C	1	.50	3	.68	-	-	1.18	-	-
LAKE MILLS PUBLIC LIBRARY	NC	C	1	.72	2	.70	-	.72	.70	-	-
LAKE PARK PUBLIC LIBRARY	NW	C	2	.75	-	-	-	.27	.48	-	-
LAKE VIEW PUBLIC LIBRARY	NW	C	1	.65	1	.32	-	-	.65	67	100

PERSONNEL REPORT OF STAFFING

NAME	REGION	SIZE CODE	NO. LIBRN.	LIBRN. FTE	NO.OTHER STAFF	OTHER FTE	FTE MASTERS LIB.SCI.	FTE COLLEGE DEGREE	FTE H.S. GRAD.	NO. VOL.	ANN. VOL. HRS.
LAKOTA PUBLIC LIBRARY	NC	A	1	.41	-	-	-	-	.41	28	206
LAMONI PUBLIC LIBRARY	SW	D	2	1.75	-	-	-	1.75	-	6	150
LAMONT PUBLIC LIBRARY	NE	B	1	.50	1	.02	-	-	.52	6	30
LANSING PUBLIC LIBRARY	NE	C	1	.45	-	-	-	-	.45	-	-
LARCHWOOD PUBLIC LIBRARY	NW	B	1	.38	3	.18	-	-	.08	-	-
LAUREL PUBLIC LIBRARY	CE	A	-	-	-	-	-	-	-	12	300
LAURENS PUBLIC LIBRARY	NW	C	3	1.90	2	.37	-	1.90	.27	-	-
LAWLER PUBLIC LIBRARY	NE	B	1	.35	1	.05	-	-	.35	1	144
LE GRAND PUBLIC LIBRARY	CE	B	2	.80	-	-	.60	-	.20	12	240
LE MARS PUBLIC LIBRARY	NW	E	3	3.00	2	3.20	1.00	2.00	1.60	8	300
LEDYARD PUBLIC LIBRARY	NC	A	1	.25	2	.15	-	-	.40	-	-
LEHIGH PUBLIC LIBRARY	NC	B	2	.75	-	-	-	.50	.25	1	60
LENOX PUBLIC LIBRARY	SW	C	1	.30	1	.20	-	.30	.20	7	200
LEON PUBLIC LIBRARY	SW	C	3	1.75	1	.18	-	.74	1.19	1	12
LETTS PUBLIC LIBRARY	SE	A	1	.37	-	-	-	-	.37	7	672
LEWIS PUBLIC LIBRARY	SW	A	1	.25	-	-	-	-	.25	-	-
LIME SPRINGS PUBLIC LIBRARY	NE	A	2	.53	-	-	-	.26	.26	-	-
LINDEN PUBLIC LIBRARY	CE	A	2	.10	-	-	-	-	-	-	-
LINN GROVE PUBLIC LIBRARY	NW	A	1	.18	1	.15	-	.18	.15	6	125
LISBON PUBLIC LIBRARY	EC	C	2	.59	-	-	-	.25	.25	8	46
LITTLE ROCK PUBLIC LIBRARY	NW	A	1	.38	-	-	-	-	.38	7	28
LITTLEPORT PUBLIC LIBRARY	NE	A	1	.15	-	-	-	-	.15	1	10
LIVERMORE PUBLIC LIBRARY	NC	A	1	.64	1	.32	-	-	.66	8	40
LOGAN PUBLIC LIBRARY	SW	C	3	1.38	-	-	-	.63	.75	5	50
LOHRVILLE PUBLIC LIBRARY	NW	B	1	.50	-	-	-	.50	-	1	520
LOST NATION PUBLIC LIBRARY	EC	B	1	.15	-	-	-	-	.15	4	35
LOWDEN PUBLIC LIBRARY	EC	B	1	.35	3	.10	-	-	.35	8	16
LU VERNE PUBLIC LIBRARY	NC	A	1	.50	3	.12	-	.50	.10	-	-
LYTTON PUBLIC LIBRARY	NW	A	1	.34	-	-	-	-	.34	5	50
MADRID PUBLIC LIBRARY	CE	C	2	1.28	1	.15	-	.52	.75	-	-
MALLARD PUBLIC LIBRARY	NW	A	1	.05	1	-	-	-	.05	3	15
MALVERN PUBLIC LIBRARY	SW	C	2	.65	-	-	-	.63	.02	5	80
MANCHESTER PUBLIC LIBRARY	NE	D	2	1.75	7	3.50	-	1.00	2.80	2	75
MANILLA PUBLIC LIBRARY	NW	C	1	.20	-	-	-	.20	-	-	-
MANLY PUBLIC LIBRARY	NC	C	1	.60	2	.15	-	.60	.15	1	30
MANNING PUBLIC LIBRARY	NW	C	1	.32	1	.32	-	.32	.32	2	100
MANSON PUBLIC LIBRARY	NW	C	2	1.10	1	.35	-	.90	.55	-	-
MAPLETON PUBLIC LIBRARY	NW	C	2	1.50	-	-	-	.50	1.00	10	100
MAQUOKETA PUBLIC LIBRARY	EC	E	4	2.95	2	1.35	1.00	1.43	1.97	2	95
MARATHON PUBLIC LIBRARY	NW	A	1	.30	-	-	-	-	.03	-	-
MARBLE ROCK PUBLIC LIBRARY	NC	A	1	.50	1	.15	-	-	.65	-	-
MARCUS PUBLIC LIBRARY	NW	C	2	1.80	1	.60	-	.12	.60	-	-
MARENGO PUBLIC LIBRARY	EC	C	6	2.05	1	.20	-	1.83	.43	3	50
MARION PUBLIC LIBRARY	EC	F	4	3.75	9	5.25	2.00	.75	5.50	12	593
MARSHALLTOWN PUBLIC LIBRARY	CE	G	10	8.05	9	8.00	-	5.45	10.7	8	616
MARTELLE PUBLIC LIBRARY	EC	A	3	.50	-	.50	-	-	.05	-	-
MASON CITY PUBLIC LIBRARY	NC	G	6	6.00	11	8.05	3.00	5.30	5.75	13	2112
MASSENA PUBLIC LIBRARY	SW	B	1	.26	-	-	-	-	.26	-	-

PERSONNEL REPORT OF STAFFING

NAME	REGION	SIZE CODE	NO. LIBRN.	LIBRN. FTE	NO.OTHER STAFF	OTHER FTE	FTE MASTERS LIB.SCI.	FTE COLLEGE DEGREE	FTE H.S. GRAD.	NO. VOL.	ANN. VOL. HRS.
MAXWELL PUBLIC LIBRARY	CE	B	1	.35	-	-	-	-	.35	1	9
MAYNARD PUBLIC LIBRARY	NE	B	1	.37	-	-	-	-	.37	-	-
MC GREGOR PUBLIC LIBRARY	NE	B	3	1.23	1	.05	.54	-	.69	-	-
MECHANICSVILLE PUBLIC LIBRARY	EC	C	2	.67	-	-	-	-	.67	-	-
MEDIAPOLIS PUBLIC LIBRARY	SE	C	2	.72	-	-	-	.36	.36	-	-
MELBOURNE PUBLIC LIBRARY	CE	B	2	.55	-	-	-	-	.58	15	90
MELVIN PUBLIC LIBRARY	NW	A	1	.40	1	.10	-	-	.50	8	215
MENLO PUBLIC LIBRARY	SW	A	1	.30	-	-	-	-	.30	7	30
MERRILL PUBLIC LIBRARY	NW	B	2	.43	-	-	-	-	.43	-	-
MESERVEY PUBLIC LIBRARY	NC	A	2	.47	-	-	-	-	.47	-	-
MILFORD PUBLIC LIBRARY	NW	C	2	.77	1	.25	-	-	.12	-	-
MILO PUBLIC LIBRARY	CE	B	-	.57	-	-	-	-	.57	17	500
MILTON PUBLIC LIBRARY	SE	B	-	-	-	-	-	-	-	5	510
MINBURN PUBLIC LIBRARY	CE	A	1	.25	-	-	-	-	-	8	364
MISSOURI VALLEY PUBLIC LIBRARY	SW	D	4	1.95	1	-	-	-	1.95	8	10
MITCHELLVILLE PUBLIC LIBRARY	CE	C	2	1.13	-	-	-	1.13	-	21	251
MODALE PUBLIC LIBRARY	SW	A	1	.25	1	.25	-	-	.25	-	-
MONDAMIN PUBLIC LIBRARY	SW	A	1	.50	-	-	-	-	.50	6	624
MONONA PUBLIC LIBRARY	NE	C	2	.73	-	-	-	.33	.40	-	-
MONTEZUMA PUBLIC LIBRARY	EC	C	1	.81	-	-	-	.81	-	-	-
MONTICELLO PUBLIC LIBRARY	EC	D	2	1.00	3	.90	-	1.30	.60	-	-
MONTROSE PUBLIC LIBRARY	SE	C	2	.50	-	-	-	-	.50	1	15
MORAVIA PUBLIC LIBRARY	SE	B	1	.55	-	-	-	-	.55	23	194
MORLEY PUBLIC LIBRARY	EC	A	1	.05	1	.05	-	-	.10	6	712
MORNING SUN PUBLIC LIBRARY	SE	B	1	.65	-	-	-	-	.65	25	350
MOULTON PUBLIC LIBRARY	SE	B	1	.47	1	.08	-	-	.56	-	-
MOUNT AYR PUBLIC LIBRARY	SW	C	4	1.25	-	-	-	.50	.50	13	360
MOUNT PLEASANT PUBLIC LIBRARY	SE	E	2	2.00	8	5.10	2.00	-	4.90	6	600
MUSCATINE PUBLIC LIBRARY	SE	F	4	4.00	16	12.00	3.00	6.00	7.00	94	4500
NASHUA PUBLIC LIBRARY	NE	C	1	1.00	2	1.10	-	-	1.60	1	80
NEVADA PUBLIC LIBRARY	CE	E	6	3.25	5	.80	-	2.38	.88	20	421
NEW ALBIN PUBLIC LIBRARY	NE	B	1	.30	-	-	-	.30	-	-	-
NEW HAMPTON PUBLIC LIBRARY	NE	D	3	1.60	1	.50	.75	-	.87	20	130
NEW HARTFORD PUBLIC LIBRARY	NE	B	1	.55	-	-	-	-	.55	1	1040
NEW LONDON PUBLIC LIBRARY	SE	C	2	2.00	2	.32	1.00	1.00	-	-	-
NEW SHARON PUBLIC LIBRARY	SE	C	1	.75	6	.50	-	-	1.25	2	1000
NEW VIRGINIA PUBLIC LIBRARY	CE	B	1	.45	1	.08	-	-	.53	1	25
NEWELL PUBLIC LIBRARY	NW	B	1	.60	-	-	-	.60	-	20	125
NEWHALL PUBLIC LIBRARY	EC	B	1	.38	-	-	-	-	.38	3	75
NEWTON PUBLIC LIBRARY	CE	F	4	4.00	9	4.97	4.50	-	4.10	12	135
NORA SPRINGS PUBLIC LIBRARY	NC	C	1	.52	-	-	-	-	-	1	208
NORTH ENGLISH PUBLIC LIBRARY	EC	B	1	.67	1	.07	-	.67	.07	5	2475
NORTH LIBERTY PUBLIC LIBRARY	EC	C	2	1.50	-	-	-	1.00	.50	50	2901
NORTHWOOD PUBLIC LIBRARY	NC	C	2	1.05	3	.81	-	.75	.69	-	-
NORWALK PUBLIC LIBRARY	CE	D	1	.88	3	1.33	-	.53	1.68	-	-
NORWAY PUBLIC LIBRARY	EC	B	1	.63	-	-	-	-	.63	2	10
OAKLAND PUBLIC LIBRARY	SW	C	1	.52	2	.47	-	.52	.47	-	-
OCHEYEDAN PUBLIC LIBRARY	NW	B	1	.40	1	.10	-	.10	.40	3	832

PERSONNEL REPORT OF STAFFING

NAME	REGION	SIZE CODE	NO. LIBRN.	LIBRN. FTE	NO.OTHER STAFF	OTHER FTE	FTE MASTERS LIB.SCI.	FTE COLLEGE DEGREE	FTE H.S. GRAD.	NO. VOL.	ANN. VOL. HRS.
ODEBOLT PUBLIC LIBRARY	NW	C	1	.60	2	.35	-	-	.41	15	250
OELWEIN PUBLIC LIBRARY	NE	E	5	3.60	4	1.60	-	-	3.60	-	-
OGDEN PUBLIC LIBRARY	CE	C	1	.43	2	.77	-	.78	.42	-	-
OLIN PUBLIC LIBRARY	EC	B	1	.40	-	-	-	-	.40	30	100
ONAWA PUBLIC LIBRARY	NW	D	2	1.85	4	1.60	-	1.45	1.10	-	-
ORANGE CITY PUBLIC LIBRARY	NW	D	8	4.48	1	.30	-	4.48	-	16	42
OSAGE PUBLIC LIBRARY	NC	D	5	2.50	4	.82	.75	.38	1.74	1	520
OSCEOLA PUBLIC LIBRARY	SW	D	4	2.40	-	-	-	-	2.40	1	4
OSKALOOSA PUBLIC LIBRARY	SE	F	9	-	3	1.00	1.00	3.50	2.50	17	1120
OSSIAN PUBLIC LIBRARY	NE	B	1	.40	-	-	-	-	.40	3	126
OTTUMWA PUBLIC LIBRARY	SE	G	5	5.00	11	7.64	3.00	2.00	7.60	32	108
OXFORD JUNCTION PUBLIC LIBRARY	EC	B	1	.30	-	-	-	-	.30	5	20
OXFORD PUBLIC LIBRARY	EC	B	-	-	-	-	-	4.00	15.0	19	650
PACKWOOD PUBLIC LIBRARY	SE	A	1	1.00	-	-	-	-	1.00	3	30
PALMER PUBLIC LIBRARY	NW	A	1	.35	1	.07	-	-	.35	22	30
PANORA PUBLIC LIBRARY	SW	C	2	.68	-	-	-	.18	.50	36	69
PARKERSBURG PUBLIC LIBRARY	NE	C	1	.65	2	.20	-	-	.85	-	-
PATON PUBLIC LIBRARY	CE	A	1	.28	-	-	-	-	.28	7	80
PAULLINA PUBLIC LIBRARY	NW	C	2	.36	2	.30	-	-	1.03	-	-
PELLA PUBLIC LIBRARY	CE	E	2	2.00	9	4.23	2.00	1.96	1.27	15	700
PERRY PUBLIC LIBRARY	CE	E	4	4.00	3	1.45	-	2.57	3.30	18	350
PETERSON PUBLIC LIBRARY	NW	A	2	.95	2	.09	-	.55	.49	-	-
PLAINFIELD PUBLIC LIBRARY	NE	A	1	.50	2	.20	.50	-	.20	6	180
PLEASANT HILL PUBLIC LIBRARY	CE	D	4	2.06	-	-	1.00	.68	.38	2	35
PLEASANTVILLE PUBLIC LIBRARY	CE	C	1	1.00	1	.50	-	1.00	.50	7	120
PLOVER PUBLIC LIBRARY	NW	A	1	.15	-	-	-	-	.15	-	-
POCAHONTAS PUBLIC LIBRARY	NW	C	3	1.90	2	.30	-	-	-	-	-
POLK CITY PUBLIC LIBRARY	CE	C	1	.55	1	.16	-	.55	.16	1	30
POMEROY PUBLIC LIBRARY	NW	B	1	.53	-	-	-	-	.53	-	-
POSTVILLE PUBLIC LIBRARY	NE	C	3	1.06	-	-	-	-	1.06	-	-
PRESCOTT PUBLIC LIBRARY	SW	A	1	.60	-	-	-	-	.60	10	400
PRESTON PUBLIC LIBRARY	EC	C	2	.38	5	.43	-	.21	.41	34	181
PRIMGHAR PUBLIC LIBRARY	NW	C	2	.50	-	-	-	-	.50	-	-
QUIMBY PUBLIC LIBRARY	NW	A	1	.25	-	-	-	-	.25	-	-
RADCLIFFE PUBLIC LIBRARY	NC	B	3	.80	-	-	-	.60	.20	2	41
RAKE PUBLIC LIBRARY	NC	A	2	.60	-	-	-	-	.60	-	-
READLYN PUBLIC LIBRARY	NE	B	3	.75	1	.05	-	-	.80	-	-
RED OAK PUBLIC LIBRARY	SW	E	3	3.00	7	1.88	-	.01	3.75	17	912
REDFIELD PUBLIC LIBRARY	CE	B	2	.85	-	-	-	-	.85	-	-
REINBECK PUBLIC LIBRARY	NE	C	1	.75	2	.65	-	.75	.65	-	-
REMBRANDT PUBLIC LIBRARY	NW	A	1	.35	-	-	-	.35	-	2	436
REMSEN PUBLIC LIBRARY	NW	C	6	1.65	1	.11	-	-	1.76	-	-
RENWICK PUBLIC LIBRARY	NC	A	1	.55	1	.03	-	-	.58	15	180
RICEVILLE PUBLIC LIBRARY	NC	B	2	.87	2	.27	-	.20	-	36	100
RICHLAND PUBLIC LIBRARY	SE	B	1	.40	1	.10	-	-	.50	6	90
RINARD PUBLIC LIBRARY	NW	A	1	.25	-	-	-	-	.25	3	50
RINGSTED PUBLIC LIBRARY	NW	B	1	.50	-	-	-	-	.55	10	60
RIPPEY PUBLIC LIBRARY	CE	A	1	.42	-	-	-	-	.42	-	-

PERSONNEL REPORT OF STAFFING

NAME	REGION	SIZE CODE	NO. LIBRN.	LIBRN. FTE	NO.OTHER STAFF	OTHER FTE	FTE MASTERS LIB.SCI.	FTE COLLEGE DEGREE	FTE H.S. GRAD.	NO. VOL.	ANN. VOL. HRS.
ROCK RAPIDS PUBLIC LIBRARY	NW	D	4	2.22	1	.15	-	1.30	.92	3	96
ROCK VALLEY PUBLIC LIBRARY	NW	D	1	1.00	4	1.32	-	1.32	1.00	-	-
ROCKFORD PUBLIC LIBRARY	NC	C	1	.70	-	-	-	-	.70	-	-
ROCKWELL CITY PUBLIC LIBRARY	NW	C	1	.90	1	.45	-	.90	.45	16	49
ROCKWELL PUBLIC LIBRARY	NC	C	1	.44	1	.18	-	-	.62	2	62
ROLAND PUBLIC LIBRARY	CE	C	2	1.12	1	.50	-	1.12	.50	50	691
ROLFE PUBLIC LIBRARY	NW	B	2	.35	2	.15	-	.35	.15	-	-
ROWAN PUBLIC LIBRARY	NC	A	1	.45	1	.23	-	-	.45	-	-
ROYAL PUBLIC LIBRARY	NW	B	11	1.00	-	1.00	-	1.00	1.00	11	360
RUDD PUBLIC LIBRARY	NC	A	1	.50	-	-	-	-	.50	-	-
RUTHVEN PUBLIC LIBRARY	NW	B	2	.42	-	-	-	.22	.20	-	-
SABULA PUBLIC LIBRARY	EC	B	2	1.03	1	.10	-	-	1.13	2	55
SAC CITY PUBLIC LIBRARY	NW	D	3	1.70	2	.70	-	1.70	.70	40	936
SAINT ANSGAR PUBLIC LIBRARY	NC	C	1	.80	3	.80	-	-	1.60	-	-
SALEM PUBLIC LIBRARY	SE	A	1	.10	-	-	-	-	.10	-	-
SANBORN PUBLIC LIBRARY	NW	C	2	.95	1	.75	-	-	.95	76	331
SCHLESWIG PUBLIC LIBRARY	NW	B	1	.20	1	.18	-	-	.20	5	200
SCOTT COUNTY LIBRARY	SE	I	6	6.00	20	9.80	3.00	2.40	9.70	19	1200
SEYMOUR PUBLIC LIBRARY	SW	C	1	.25	-	-	-	.25	.06	12	72
SHEFFIELD PUBLIC LIBRARY	NC	C	1	.88	2	.79	-	-	1.60	-	-
SHELDON PUBLIC LIBRARY	NW	E	1	1.00	8	2.50	-	1.00	1.50	2	52
SHELL ROCK PUBLIC LIBRARY	NE	C	3	.67	-	-	-	-	.67	2	186
SHELLSBURG PUBLIC LIBRARY	EC	B	2	.50	-	-	-	-	.50	-	-
SHENANDOAH PUBLIC LIBRARY	SW	E	3	2.75	7	1.90	1.00	.30	.80	4	1994
SIBLEY PUBLIC LIBRARY	NW	D	3	1.88	2	.33	-	1.88	.15	1	100
SIDNEY PUBLIC LIBRARY	SW	C	1	.25	-	-	-	-	.25	-	-
SIGOURNEY PUBLIC LIBRARY	SE	C	1	.60	3	.75	-	.95	.20	-	-
SILVER CITY PUBLIC LIBRARY	SW	A	2	.30	-	-	-	-	.30	26	420
SIOUX CENTER PUBLIC LIBRARY	NW	D	9	4.75	1	.50	-	3.87	.87	-	-
SIOUX CITY PUBLIC LIBRARY	NW	H	22	17.63	35	24.50	8.00	12.88	17.0	39	1026
SIOUX RAPIDS PUBLIC LIBRARY	NW	B	1	.33	1	.05	-	-	.33	5	50
SLATER PUBLIC LIBRARY	CE	C	1	1.00	5	.23	-	-	1.23	-	-
SLOAN PUBLIC LIBRARY	NW	B	1	.11	-	-	-	.11	-	5	120
SOLON PUBLIC LIBRARY	EC	B	1	.43	1	.20	-	-	.30	-	-
SOMERS PUBLIC LIBRARY	NW	A	1	.37	-	-	-	-	.37	10	30
SOUTH ENGLISH PUBLIC LIBRARY	SE	A	2	.17	-	-	-	-	.17	1	26
SPENCER PUBLIC LIBRARY	NW	F	3	2.82	12	6.37	-	3.62	5.37	12	950
SPILLVILLE PUBLIC LIBRARY	NE	A	1	.20	1	.30	-	-	.50	2	208
SPIRIT LAKE PUBLIC LIBRARY	NW	D	2	1.70	4	1.28	-	2.13	.83	25	200
SPRINGVILLE PUBLIC LIBRARY	EC	C	1	.35	1	.10	-	.35	.10	16	2550
STACYVILLE PUBLIC LIBRARY	NC	B	1	.51	2	.16	-	-	.67	-	-
STANHOPE PUBLIC LIBRARY	NC	A	1	.50	-	-	-	-	.50	2	35
STANTON PUBLIC LIBRARY	SW	B	1	.50	-	-	-	-	.50	7	25
STANWOOD PUBLIC LIBRARY	EC	B	1	.35	-	-	-	.35	-	8	8
STATE CENTER PUBLIC LIBRARY	CE	C	3	1.50	-	-	-	.50	1.00	-	-
STEAMBOAT ROCK PUBLIC LIBRARY	NC	A	1	.70	-	.02	-	-	.72	6	100
STOCKPORT PUBLIC LIBRARY	SE	A	1	.28	-	-	-	-	.28	1	12
STORM LAKE PUBLIC LIBRARY	NW	E	6	3.75	3	.75	-	3.50	1.00	2	500

PERSONNEL REPORT OF STAFFING

NAME	REGION	SIZE CODE	NO. LIBRN.	LIBRN. FTE	NO.OTHER STAFF	OTHER FTE	FTE MASTERS LIB.SCI.	FTE COLLEGE DEGREE	FTE H.S. GRAD.	NO. VOL.	ANN. VOL. HRS.
STORY CITY PUBLIC LIBRARY	CE	D	2	1.19	1	.26	-	.50	.95	42	583
STRATFORD PUBLIC LIBRARY	NC	B	1	.50	1	.13	-	-	.63	3	10
STRAWBERRY POINT PUBLIC LIB	NE	C	3	1.00	-	-	-	.62	.32	-	-
STUART PUBLIC LIBRARY	SW	C	1	.30	2	.90	-	-	1.20	-	-
SUMNER PUBLIC LIBRARY	NE	C	4	1.92	1	.12	-	1.00	1.00	1	150
SUTHERLAND PUBLIC LIBRARY	NW	B	2	.50	1	.05	-	-	.50	-	-
SWALEDALE PUBLIC LIBRARY	NC	A	2	.31	1	.05	-	.36	-	-	-
SWEA CITY PUBLIC LIBRARY	NC	B	1	.37	2	.20	-	-	.67	-	-
TABOR PUBLIC LIBRARY	SW	C	1	.50	-	-	-	-	.40	15	42
TAMA PUBLIC LIBRARY	EC	D	2	1.10	1	.52	-	-	1.62	12	190
TERRIL PUBLIC LIBRARY	NW	A	2	.50	-	-	-	-	.50	1	10
THOMPSON PUBLIC LIBRARY	NC	B	1	.50	-	-	-	-	.50	-	-
THORNTON PUBLIC LIBRARY	NC	A	1	.35	3	1.05	-	-	1.40	12	225
TIPTON PUBLIC LIBRARY	EC	D	2	1.70	2	.98	-	1.00	2.00	1	1040
TITONKA PUBLIC LIBRARY	NC	B	1	.50	1	.05	-	-	.50	-	-
TOLEDO PUBLIC LIBRARY	EC	C	3	1.42	-	-	-	.80	.62	114	332
TRAER PUBLIC LIBRARY	EC	C	1	.50	2	.30	-	-	.80	-	-
TRIPOLI PUBLIC LIBRARY	NE	C	1	1.00	2	.38	-	-	1.33	-	-
TRURO PUBLIC LIBRARY	CE	A	1	.37	1	.22	-	-	1.00	5	120
UNION PUBLIC LIBRARY	NC	B	2	1.50	2	.30	-	1.50	.30	3	500
URBANDALE PUBLIC LIBRARY	CE	F	7	6.50	22	9.65	1.50	10.65	3.75	45	2039
VAN HORNE PUBLIC LIBRARY	EC	B	3	.65	-	-	.37	.12	.15	10	29
VAN METER PUBLIC LIBRARY	CE	B	1	.80	-	-	-	-	.80	1	12
VARINA PUBLIC LIBRARY	NW	A	2	.13	-	-	-	-	.05	-	-
VENTURA PUBLIC LIBRARY	NC	B	1	.50	1	.08	-	-	.58	1	145
VICTOR PUBLIC LIBRARY	EC	C	1	.50	1	.25	-	-	.75	2	100
VILLISCA PUBLIC LIBRARY	SW	C	1	.65	1	.20	-	.65	-	-	-
VINTON PUBLIC LIBRARY	EC	E	1	1.00	3	2.00	-	2.00	1.00	8	10
VOLGA PUBLIC LIBRARY	NE	A	1	.20	1	.05	-	-	.25	8	30
WADENA PUBLIC LIBRARY	NE	A	1	.45	-	-	-	.26	-	1	160
WALL LAKE PUBLIC LIBRARY	NW	B	1	.43	4	.37	-	.43	.12	-	-
WALNUT PUBLIC LIBRARY	SW	B	2	.50	1	.13	-	.25	.38	15	70
WAPELLO PUBLIC LIBRARY	SE	C	2	1.15	-	-	-	-	1.15	-	-
WASHINGTON PUBLIC LIBRARY	SE	E	2	2.00	8	2.70	-	2.67	.90	-	-
WATERLOO PUBLIC LIBRARY	NE	H	7	7.00	26	17.95	7.00	7.00	12.0	47	1584
WAUCOMA PUBLIC LIBRARY	NE	A	-	-	-	-	-	-	-	15	1750
WAUKEE PUBLIC LIBRARY	CE	C	2	1.00	2	.16	.50	-	.60	50	750
WAUKON PUBLIC LIBRARY	NE	D	1	1.00	5	1.86	1.00	.78	1.08	8	54
WAVERLY PUBLIC LIBRARY	NE	E	3	3.00	9	3.09	1.00	2.85	2.24	30	3260
WEBB PUBLIC LIBRARY	NW	A	1	.30	-	-	-	-	.30	5	60
WEBSTER CITY PUBLIC LIBRARY	NC	E	2	2.00	11	7.45	2.00	1.27	4.99	2	46
WELLMAN PUBLIC LIBRARY	SE	C	1	.58	-	-	-	.58	-	5	407
WELLSBURG PUBLIC LIBRARY	NE	B	3	1.40	-	-	-	.76	.43	20	572
WESLEY PUBLIC LIBRARY	NC	B	1	.50	2	.37	-	-	.87	2	32
WEST BEND PUBLIC LIBRARY	NC	B	1	.77	2	.65	-	.77	.65	1	40
WEST BRANCH PUBLIC LIBRARY	EC	C	1	.87	3	.95	-	1.75	.65	3	288
WEST DES MOINES PUBLIC LIBRARY	CE	F	5	5.00	19	13.43	4.00	10.00	4.50	10	27
WEST LIBERTY PUBLIC LIBRARY	SE	D	4	1.68	1	.10	-	.78	1.00	-	-

PERSONNEL REPORT OF STAFFING

NAME	REGION	SIZE CODE	NO. LIBRN.	LIBRN. FTE	NO.OTHER STAFF	OTHER FTE	FTE MASTERS LIB.SCI.	FTE COLLEGE DEGREE	FTE H.S. GRAD.	NO. VOL.	ANN. VOL. HRS.
WEST POINT PUBLIC LIBRARY	SE	C	2	1.00	-	-	-	.50	.50	9	96
WEST UNION PUBLIC LIBRARY	NE	D	1	1.00	2	1.00	-	2.00	-	-	-
WESTGATE PUBLIC LIBRARY	NE	A	1	.24	-	-	-	.24	-	3	600
WESTSIDE PUBLIC LIBRARY	NW	A	2	.14	-	-	-	.13	-	-	-
WHAT CHEER PUBLIC LIBRARY	SE	B	1	.05	-	-	-	-	.05	3	215
WHEATLAND PUBLIC LIBRARY	EC	B	1	.45	-	-	-	-	.45	-	-
WHITING PUBLIC LIBRARY	NW	B	1	.56	-	-	-	-	.56	21	347
WHITTEMORE PUBLIC LIBRARY	NC	B	1	.70	2	.56	-	-	1.26	-	-
WILLIAMS PUBLIC LIBRARY	NC	A	2	.50	-	-	-	.25	.25	74	100
WILLIAMSBURG PUBLIC LIBRARY	EC	C	1	.50	2	1.00	-	1.50	-	2	320
WILTON PUBLIC LIBRARY	SE	D	2	1.00	2	.65	-	.65	1.00	24	60
WINFIELD PUBLIC LIBRARY	SE	C	1	.50	1	.15	-	-	.30	1	350
WINTERSET PUBLIC LIBRARY	CE	D	3	2.25	1	.60	-	.75	2.10	-	-
WINTHROP PUBLIC LIBRARY	NE	B	1	.37	1	.10	-	-	.47	3	100
WODEN PUBLIC LIBRARY	NC	A	2	.48	-	-	-	-	.48	1	158
WOODBINE PUBLIC LIBRARY	SW	C	2	1.15	-	-	-	.58	.58	174	402
WOODBURY COUNTY LIBRARY	NW	I	2	2.00	5	2.87	-	-	4.87	1	52
WOODWARD PUBLIC LIBRARY	CE	C	2	.75	-	-	-	-	.75	20	794
WYOMING PUBLIC LIBRARY	EC	B	2	.37	-	-	-	.37	-	42	1007
ZEARING PUBLIC LIBRARY	CE	B	3	.55	2	.05	.07	.45	.12	8	283

VII Output Measures

* Borrower to Population

  Average by Region

* Summary Report

  Average by Region

  Fill Rate by Region

* Document Delivery by Region

BORROWER TO POPULATION SUMMARY REPORT - REGION CE AVERAGE

SIZE GROUP	NO. TOT	LIB RPT	REGISTRATION	BORROWERS ADDED	BORROWERS WITHDRAWN	PERCENT BORROWER TO POP. RATIO
A- 0- 499	118	7	177	33	4	51.9
B- 500- 999	141	17	559	66	23	76.7
C- 1,000- 2,499	146	17	1,134	256	274	71.6
D- 2,500- 4,999	52	7	3,397	528	311	0.2
E- 5,000- 9,999	36	5	5,074	924	258	72.0
F- 10,000- 24,999	12	6	14,579	3,451	3,451	93.1
G- 25,000- 49,999	9	2	21,941	4,490	1,906	60.3
H- OVER 50,000	8	1	64,544	16,136	-------	33.7
I- COUNTY LIB	3	0	----------	-------	-------	----
REGION CE AVERAGE	525	62	4,437	965	533	60.0

BORROWER TO POPULATION SUMMARY REPORT - REGION EC AVERAGE

SIZE GROUP	NO. TOT	LIB RPT	REGISTRATION	BORROWERS ADDED	BORROWERS WITHDRAWN	PERCENT BORROWER TO POP. RATIO
A- 0- 499	118	7	317	57	8	87.5
B- 500- 999	141	22	691	73	42	94.0
C- 1,000- 2,499	146	18	1,319	216	109	82.3
D- 2,500- 4,999	52	8	2,912	464	171	73.7
E- 5,000- 9,999	36	4	4,144	1,692	1,423	59.4
F- 10,000- 24,999	12	1	15,772	2,952	-------	80.9
G- 25,000- 49,999	9	1	11,696	3,116	2,820	35.6
H- OVER 50,000	8	2	49,541	9,497	5,400	61.6
I- COUNTY LIB	3	0	----------	-------	-------	----
REGION EC AVERAGE	525	63	3,295	658	375	64.8

BORROWER TO POPULATION SUMMARY REPORT - REGION NC AVERAGE

SIZE GROUP	NO. TOT	LIB RPT	REGISTRATION	BORROWERS ADDED	BORROWERS WITHDRAWN	PERCENT BORROWER TO POP. RATIO
A- 0- 499	118	30	383	46	16	9.7
B- 500- 999	141	21	706	89	28	98.8
C- 1,000- 2,499	146	14	1,072	116	128	73.0
D- 2,500- 4,999	52	9	2,763	376	99	74.7
E- 5,000- 9,999	36	5	5,558	497	355	74.5
F- 10,000- 24,999	12	0	----------	-------	-------	----
G- 25,000- 49,999	9	2	13,354	1,045	1,429	44.8
H- OVER 50,000	8	0	----------	-------	-------	----
I- COUNTY LIB	3	0	----------	-------	-------	----
REGION NC AVERAGE	525	81	1,490	158	103	48.5

BORROWER TO POPULATION SUMMARY REPORT - REGION NE AVERAGE

SIZE GROUP	NO. TOT	LIB RPT	REGISTRATION	BORROWERS ADDED	BORROWERS WITHDRAWN	PERCENT BORROWER TO POP. RATIO
A- 0- 499	118	16	320	37	23	96.1
B- 500- 999	141	24	739	118	58	99.4
C- 1,000- 2,499	146	25	1,633	247	281	0.3
D- 2,500- 4,999	52	8	3,263	363	100	84.1
E- 5,000- 9,999	36	4	6,318	1,446	2,570	83.1
F- 10,000- 24,999	12	0	----------	-------	-------	----
G- 25,000- 49,999	9	1	17,804	3,265	2,226	49.0
H- OVER 50,000	8	2	33,852	5,292	7,168	48.9
I- COUNTY LIB	3	1	933	933	-------	4.6
REGION NE AVERAGE	525	81	2,488	408	450	62.9

BORROWER TO POPULATION SUMMARY REPORT - REGION NW AVERAGE

SIZE GROUP	NO. TOT	LIB RPT	REGISTRATION	BORROWERS ADDED	BORROWERS WITHDRAWN	PERCENT BORROWER TO POP. RATIO
A- 0- 499	118	23	317	29	10	2.5
B- 500- 999	141	29	511	54	32	66.1
C- 1,000- 2,499	146	27	1,033	146	56	68.8
D- 2,500- 4,999	52	10	3,571	632	245	1.3
E- 5,000- 9,999	36	7	7,102	995	232	93.8
F- 10,000- 24,999	12	1	7,627	2,192	1,633	65.0
G- 25,000- 49,999	9	0	----------	-------	-------	----
H- OVER 50,000	8	1	43,612	9,166	-------	53.1
I- COUNTY LIB	3	1	2,277	188	-------	17.9
REGION NW AVERAGE	525	99	1,909	313	85	71.4

BORROWER TO POPULATION SUMMARY REPORT - REGION SE AVERAGE

SIZE GROUP	NO. TOT	LIB RPT	REGISTRATION	BORROWERS ADDED	BORROWERS WITHDRAWN	PERCENT BORROWER TO POP. RATIO
A- 0- 499	118	10	330	45	35	95.9
B- 500- 999	141	11	639	91	45	84.9
C- 1,000- 2,499	146	15	1,249	200	220	87.8
D- 2,500- 4,999	52	4	2,460	352	567	80.2
E- 5,000- 9,999	36	4	5,831	1,814	1,415	78.0
F- 10,000- 24,999	12	4	9,699	800	1,572	63.4
G- 25,000- 49,999	9	3	17,900	3,816	2,529	63.7
H- OVER 50,000	8	1	31,470	-------	-------	30.4
I- COUNTY LIB	3	1	15,083	1,807	182	51.3
REGION SE AVERAGE	525	53	3,798	558	493	56.9

BORROWER TO POPULATION SUMMARY REPORT - REGION SW AVERAGE

SIZE GROUP	NO. TOT	LIB RPT	REGISTRATION	BORROWERS ADDED	BORROWERS WITHDRAWN	PERCENT BORROWER TO POP. RATIO
A- 0- 499	118	14	250	30	28	64.7
B- 500- 999	141	11	692	75	45	94.5
C- 1,000- 2,499	146	23	1,258	138	81	83.4
D- 2,500- 4,999	52	5	3,595	397	237	3.3
E- 5,000- 9,999	36	7	5,934	845	431	91.5
F- 10,000- 24,999	12	0	----------	-------	-------	----
G- 25,000- 49,999	9	0	----------	-------	-------	----
H- OVER 50,000	8	1	24,807	7,168	6,308	43.9
I- COUNTY LIB	3	0	----------	-------	-------	----
REGION SW AVERAGE	525	61	2,039	320	217	74.3

OUTPUT MEASURES SUMMARY REPORT - REGION CE AVERAGE

SIZE GROUP	NO. LIB TOT	NO. LIB RPT	IN-LIB. MAT. USE	ANN. NO. LIB VISITS	REPORTING POP.	PER CAPITA MAT. USE	PER CAPITA LIB VISITS
A- 0- 499	118	7	72	1,343	341	.21	3.94
B- 500- 999	141	17	1,085	4,988	728	1.49	6.85
C- 1,000- 2,499	146	17	2,440	9,771	1,582	1.54	6.18
D- 2,500- 4,999	52	7	9,366	12,041	3,389	2.76	3.55
E- 5,000- 9,999	36	5	76,913	44,216	7,044	10.92	6.28
F- 10,000- 24,999	12	6	17,370	65,339	15,655	1.11	4.17
G- 25,000- 49,999	9	2	220,051	161,007	36,357	6.05	4.43
H- OVER 50,000	8	1	733,249	902,874	191,003	3.84	4.73
I- COUNTY LIB	3	0	-------	-------	-------	-----	-----
REGION CE AVERAGE	525	62	28,840	35,203	7,391	3.90	4.76

OUTPUT MEASURES SUMMARY REPORT - REGION EC AVERAGE

SIZE GROUP	NO. LIB TOT	NO. LIB RPT	IN-LIB. MAT. USE	ANN. NO. LIB VISITS	REPORTING POP.	PER CAPITA MAT. USE	PER CAPITA LIB VISITS
A- 0- 499	118	7	419	2,277	362	1.16	6.29
B- 500- 999	141	22	3,382	3,855	735	4.60	5.24
C- 1,000- 2,499	146	18	5,017	9,606	1,601	3.13	6.00
D- 2,500- 4,999	52	8	20,422	16,409	3,948	5.17	4.16
E- 5,000- 9,999	36	4	78,078	52,725	6,977	11.19	7.56
F- 10,000- 24,999	12	1	-------	-------	19,474	-----	-----
G- 25,000- 49,999	9	1	144,404	141,621	32,828	4.40	4.31
H- OVER 50,000	8	2	718,272	601,661	80,376	8.94	7.49
I- COUNTY LIB	3	0	-------	-------	-------	-----	-----
REGION EC AVERAGE	525	63	35,306	31,123	5,080	6.95	6.13

OUTPUT MEASURES SUMMARY REPORT - REGION NC AVERAGE

SIZE GROUP	NO. LIB TOT	NO. LIB RPT	IN-LIB. MAT. USE	ANN. NO. LIB VISITS	REPORTING POP.	PER CAPITA MAT. USE	PER CAPITA LIB VISITS
A- 0- 499	118	30	2,106	4,667	349	6.03	13.37
B- 500- 999	141	21	7,162	8,380	714	10.03	11.74
C- 1,000- 2,499	146	14	4,988	9,550	1,468	3.40	6.51
D- 2,500- 4,999	52	9	17,835	22,058	3,697	4.82	5.97
E- 5,000- 9,999	36	5	42,424	61,073	7,454	5.69	8.19
F- 10,000- 24,999	12	0	-------	-------	-------	-----	-----
G- 25,000- 49,999	9	2	73,429	133,665	29,784	2.47	4.49
H- OVER 50,000	8	0	-------	-------	-------	-----	-----
I- COUNTY LIB	3	0	-------	-------	-------	-----	-----
REGION NC AVERAGE	525	81	9,913	15,073	2,174	4.56	6.93

OUTPUT MEASURES SUMMARY REPORT - REGION NE AVERAGE

SIZE GROUP	NO. LIB TOT	NO. LIB RPT	IN-LIB. MAT. USE	ANN. NO. LIB VISITS	REPORTING POP.	PER CAPITA MAT. USE	PER CAPITA LIB VISITS
A- 0- 499	118	16	1,601	3,929	333	4.81	11.80
B- 500- 999	141	24	2,666	6,574	742	3.59	8.86
C- 1,000- 2,499	146	25	5,979	11,698	1,627	3.67	7.19
D- 2,500- 4,999	52	8	9,830	24,608	3,876	2.54	6.35
E- 5,000- 9,999	36	4	14,383	170,305	7,598	1.89	22.41
F- 10,000- 24,999	12	0	-------	-------	-------	-----	-----
G- 25,000- 49,999	9	1	260,416	175,463	36,322	7.17	4.83
H- OVER 50,000	8	2	251,676	219,255	69,153	3.64	3.17
I- COUNTY LIB	3	1	-------	-------	20,199	-----	-----
REGION NE AVERAGE	525	81	14,062	24,755	3,951	3.56	6.27

OUTPUT MEASURES SUMMARY REPORT - REGION NW AVERAGE

SIZE GROUP	NO. LIB TOT	NO. LIB RPT	IN-LIB. MAT. USE	ANN. NO. LIB VISITS	REPORTING POP.	PER CAPITA MAT. USE	PER CAPITA LIB VISITS
A- 0- 499	118	23	952	3,217	309	3.08	10.41
B- 500- 999	141	29	2,070	4,461	772	2.68	5.78
C- 1,000- 2,499	146	27	2,936	7,523	1,500	1.96	5.02
D- 2,500- 4,999	52	10	22,623	38,537	3,523	6.42	10.94
E- 5,000- 9,999	36	7	16,222	38,347	7,571	2.14	5.06
F- 10,000- 24,999	12	1	78,752	84,821	11,726	6.72	7.23
G- 25,000- 49,999	9	0	-------	-------	-------	-----	-----
H- OVER 50,000	8	1	246,948	419,238	82,003	3.01	5.11
I- COUNTY LIB	3	1	-------	3,230	12,693	-----	.25
REGION NW AVERAGE	525	99	8,350	15,834	2,673	3.12	5.92

OUTPUT MEASURES SUMMARY REPORT - REGION SE AVERAGE

SIZE GROUP	NO. LIB TOT	NO. LIB RPT	IN-LIB. MAT. USE	ANN. NO. LIB VISITS	REPORTING POP.	PER CAPITA MAT. USE	PER CAPITA LIB VISITS
A- 0- 499	118	10	326	1,728	344	.95	5.02
B- 500- 999	141	11	3,429	3,364	752	4.56	4.47
C- 1,000- 2,499	146	15	2,205	7,386	1,422	1.55	5.19
D- 2,500- 4,999	52	4	5,867	40,402	3,065	1.91	13.18
E- 5,000- 9,999	36	4	54,777	95,580	7,473	7.33	12.79
F- 10,000- 24,999	12	4	90,517	96,025	15,288	5.92	6.28
G- 25,000- 49,999	9	3	99,102	84,215	28,097	3.53	3.00
H- OVER 50,000	8	1	204,463	245,497	103,264	1.98	2.38
I- COUNTY LIB	3	1	71,552	111,617	29,377	2.44	3.80
REGION SE AVERAGE	525	53	23,623	32,130	6,665	3.54	4.82

OUTPUT MEASURES SUMMARY REPORT - REGION SW AVERAGE

SIZE GROUP	NO. LIB TOT	NO. LIB RPT	IN-LIB. MAT. USE	ANN. NO. LIB VISITS	REPORTING POP.	PER CAPITA MAT. USE	PER CAPITA LIB VISITS
A- 0- 499	118	14	1,278	2,386	386	3.31	6.18
B- 500- 999	141	11	199	3,112	732	.27	4.25
C- 1,000- 2,499	146	23	4,955	12,067	1,507	3.29	8.01
D- 2,500- 4,999	52	5	11,405	15,853	3,478	3.28	4.56
E- 5,000- 9,999	36	7	47,615	45,700	6,485	7.34	7.05
F- 10,000- 24,999	12	0	-------	-------	-------	-----	-----
G- 25,000- 49,999	9	0	-------	-------	-------	-----	-----
H- OVER 50,000	8	1	-------	158,581	56,449	-----	2.81
I- COUNTY LIB	3	0	-------	-------	-------	-----	-----
REGION SW AVERAGE	525	61	8,596	14,802	2,743	3.13	5.40

FILL RATE SUMMARY - REGION 'CE'

SIZE GROUP	NO. TOT	LIB RPT	TITLE FILL RATE %	HIGH TITLE FILL RATE %	LOW TITLE FILL RATE %	SUBJ./AUTH. FILL RATE %	HIGH SUBJ./ AUTH. RATE %	LOW SUBJ./ AUTH. RATE %	BROWSER FILL RATE %	HIGH BROW. FILL RATE %	LOW BROW FILL RATE %
A- 0 - 499	118	7	68.96	75.00	50.00	78.26	66.00	66.00	89.31	88.00	50.00
B- 500 - 999	141	17	82.72	95.00	50.00	80.13	96.00	70.00	92.61	98.00	71.00
C- 1,000 - 2,499	146	17	85.75	97.00	66.00	87.50	91.00	70.00	91.90	98.00	82.00
D- 2,500 - 4,999	52	7	86.29	90.00	50.00	85.06	90.00	60.00	94.82	97.00	75.00
E- 5,000 - 9,999	36	5	60.46	78.00	40.00	75.00	85.00	64.00	93.20	96.00	87.00
F- 10,000 - 24,999	12	6	75.08	95.00	67.00	81.72	94.00	74.00	93.20	96.00	91.00
G- 25,000 - 49,999	9	2	71.34	71.00	71.00	79.96	79.00	79.00	93.05	93.00	93.00
H- OVER 50,000	8	1	65.67	65.00	65.00	75.37	75.00	75.00	95.68	95.00	95.00
I- COUNTY LIB.	3	0	------	------	------	------	------	------	------	------	------
REGION 'CE' TOTALS	525	62	73.81	97.00	40.00	79.73	96.00	60.00	93.50	98.00	50.00

FILL RATE SUMMARY - REGION 'EC'

SIZE GROUP	NO. TOT	LIB RPT	TITLE FILL RATE %	HIGH TITLE FILL RATE %	LOW TITLE FILL RATE %	SUBJ./AUTH. FILL RATE %	HIGH SUBJ./ AUTH. RATE %	LOW SUBJ./ AUTH. RATE %	BROWSER FILL RATE %	HIGH BROW. FILL RATE %	LOW BROW FILL RATE %
A- 0 - 499	118	7	79.48	80.00	75.00	82.14	83.00	71.00	87.71	97.00	40.00
B- 500 - 999	141	22	65.92	88.00	16.00	80.26	96.00	55.00	90.58	97.00	75.00
C- 1,000 - 2,499	146	18	85.76	95.00	66.00	85.67	94.00	67.00	95.31	99.00	73.00
D- 2,500 - 4,999	52	8	77.08	90.00	66.00	85.99	92.00	80.00	91.82	97.00	76.00
E- 5,000 - 9,999	36	4	73.94	78.00	50.00	85.95	92.00	75.00	94.73	99.00	93.00
F- 10,000 - 24,999	12	1	------	------	------	------	------	------	------	------	------
G- 25,000 - 49,999	9	1	75.09	75.00	75.00	85.71	85.00	85.00	88.79	88.00	88.00
H- OVER 50,000	8	2	59.96	66.00	58.00	74.74	80.00	73.00	93.70	97.00	92.00
I- COUNTY LIB.	3	0	------	------	------	------	------	------	------	------	------
REGION 'EC' TOTALS	525	63	71.19	95.00	16.00	82.43	96.00	55.00	92.96	99.00	40.00

FILL RATE SUMMARY - REGION 'NC'

SIZE GROUP	NO. TOT	LIB RPT	TITLE FILL RATE %	HIGH TITLE FILL RATE %	LOW TITLE FILL RATE %	SUBJ./AUTH. FILL RATE %	HIGH SUBJ./ AUTH. RATE %	LOW SUBJ./ AUTH. RATE %	BROWSER FILL RATE %	HIGH BROW. FILL RATE %	LOW BROW FILL RATE %
A- 0 - 499	118	30	82.18	96.00	26.00	85.41	97.00	50.00	89.08	97.00	50.00
B- 500 - 999	141	21	83.70	95.00	21.00	84.93	95.00	66.00	89.74	99.00	50.00
C- 1,000 - 2,499	146	14	85.84	99.00	66.00	88.48	99.00	55.00	93.91	97.00	87.00
D- 2,500 - 4,999	52	9	84.86	97.00	70.00	82.03	94.00	72.00	95.80	98.00	93.00
E- 5,000 - 9,999	36	5	72.50	76.00	70.00	78.01	84.00	68.00	92.29	97.00	86.00
F- 10,000 - 24,999	12	0	------	------	------	------	------	------	------	------	------
G- 25,000 - 49,999	9	2	84.25	84.00	84.00	84.50	84.00	84.00	89.39	89.00	89.00
H- OVER 50,000	8	0	------	------	------	------	------	------	------	------	------
I- COUNTY LIB.	3	0	------	------	------	------	------	------	------	------	------
REGION 'NC' TOTALS	525	81	82.07	99.00	21.00	84.00	99.00	50.00	91.40	99.00	50.00

FILL RATE SUMMARY - REGION 'NE'

SIZE GROUP	NO. TOT	LIB RPT	TITLE FILL RATE %	HIGH TITLE FILL RATE %	LOW TITLE FILL RATE %	SUBJ./AUTH. FILL RATE %	HIGH SUBJ./ AUTH. RATE %	LOW SUBJ./ AUTH. RATE %	BROWSER FILL RATE %	HIGH BROW. FILL RATE %	LOW BROW FILL RATE %
A- 0 - 499	118	16	90.40	96.00	60.00	88.76	96.00	66.00	94.08	97.00	80.00
B- 500 - 999	141	24	81.10	94.00	50.00	71.88	88.00	50.00	91.08	95.00	69.00
C- 1,000 - 2,499	146	25	86.61	96.00	42.00	85.96	97.00	38.00	92.87	96.00	45.00
D- 2,500 - 4,999	52	8	72.67	83.00	67.00	82.15	88.00	75.00	93.69	97.00	87.00
E- 5,000 - 9,999	36	4	75.35	78.00	75.00	74.18	85.00	70.00	84.79	94.00	78.00
F- 10,000 - 24,999	12	0	------	------	------	------	------	------	------	------	------
G- 25,000 - 49,999	9	1	66.50	66.00	66.00	96.38	96.00	96.00	93.84	93.00	93.00
H- OVER 50,000	8	2	59.94	63.00	54.00	73.58	75.00	70.00	89.49	93.00	86.00
I- COUNTY LIB.	3	1	69.76	69.00	69.00	78.68	78.00	78.00	94.59	94.00	94.00
REGION 'NE' TOTALS	525	81	72.58	96.00	42.00	84.19	97.00	38.00	91.52	97.00	45.00

FILL RATE SUMMARY - REGION 'NW'

SIZE GROUP	NO. TOT	LIB RPT	TITLE FILL RATE %	HIGH TITLE FILL RATE %	LOW TITLE FILL RATE %	SUBJ./AUTH. FILL RATE %	HIGH SUBJ./ AUTH. RATE %	LOW SUBJ./ AUTH. RATE %	BROWSER FILL RATE %	HIGH BROW. FILL RATE %	LOW BROW FILL RATE %
A- 0 - 499	118	23	87.50	90.00	60.00	86.72	97.00	50.00	87.55	96.00	33.00
B- 500 - 999	141	29	80.44	96.00	50.00	80.78	94.00	58.00	88.87	98.00	33.00
C- 1,000 - 2,499	146	27	78.71	96.00	40.00	89.75	98.00	63.00	84.56	98.00	11.00
D- 2,500 - 4,999	52	10	83.52	90.00	60.00	88.31	96.00	74.00	95.23	98.00	88.00
E- 5,000 - 9,999	36	7	78.51	88.00	62.00	80.06	96.00	60.00	89.69	97.00	68.00
F- 10,000 - 24,999	12	1	77.17	77.00	77.00	94.98	94.00	94.00	97.83	97.00	97.00
G- 25,000 - 49,999	9	0	------	------	------	------	------	------	------	------	------
H- OVER 50,000	8	1	------	------	------	------	------	------	------	------	------
I- COUNTY LIB.	3	1	------	------	------	------	------	------	------	------	------
REGION 'NW' TOTALS	525	99	81.42	96.00	40.00	86.36	98.00	50.00	89.67	98.00	11.00

FILL RATE SUMMARY - REGION 'SE'

SIZE GROUP	NO. TOT	LIB RPT	TITLE FILL RATE %	HIGH TITLE FILL RATE %	LOW TITLE FILL RATE %	SUBJ./AUTH. FILL RATE %	HIGH SUBJ./ AUTH RATE %	LOW SUBJ./ AUTH. RATE %	BROWSER FILL RATE %	HIGH BROW. FILL RATE %	LOW BROW FILL RATE %
A- 0 - 499	118	10	91.17	91.00	80.00	100.00	------	------	91.66	92.00	80.00
B- 500 - 999	141	11	85.08	92.00	71.00	81.89	85.00	75.00	89.55	97.00	66.00
C- 1,000 - 2,499	146	15	74.31	88.00	48.00	80.56	94.00	50.00	86.33	97.00	50.00
D- 2,500 - 4,999	52	4	80.95	71.00	71.00	88.00	90.00	85.00	98.83	96.00	96.00
E- 5,000 - 9,999	36	4	72.66	93.00	62.00	72.58	97.00	52.00	96.55	98.00	94.00
F- 10,000 - 24,999	12	4	81.80	88.00	72.00	81.65	98.00	75.00	95.72	98.00	75.00
G- 25,000 - 49,999	9	3	64.25	79.00	61.00	80.62	82.00	60.00	90.65	93.00	77.00
H- OVER 50,000	8	1	76.20	76.00	76.00	73.05	73.00	73.00	91.02	91.00	91.00
I- COUNTY LIB.	3	1	55.12	55.00	55.00	68.33	68.00	68.00	94.14	94.00	94.00
REGION 'SE' TOTALS	525	53	72.60	93.00	48.00	77.66	98.00	50.00	92.83	98.00	50.00

FILL RATE SUMMARY - REGION 'SW'

SIZE GROUP	NO. TOT	LIB RPT	TITLE FILL RATE %	HIGH TITLE FILL RATE %	LOW TITLE FILL RATE %	SUBJ./AUTH. FILL RATE %	HIGH SUBJ./ AUTH. RATE %	LOW SUBJ./ AUTH. RATE %	BROWSER FILL RATE %	HIGH BROW. FILL RATE %	LOW BROW FILL RATE %
A- 0 - 499	118	14	83.50	96.00	62.00	78.24	90.00	33.00	93.95	93.00	85.00
B- 500 - 999	141	11	73.66	93.00	48.00	73.49	93.00	47.00	95.32	98.00	33.00
C- 1,000 - 2,499	146	23	82.17	96.00	42.00	82.07	96.00	50.00	86.05	98.00	60.00
D- 2,500 - 4,999	52	5	83.82	97.00	66.00	79.12	92.00	60.00	93.07	98.00	89.00
E- 5,000 - 9,999	36	7	80.28	95.00	70.00	84.27	93.00	73.00	96.58	99.00	94.00
F- 10,000 - 24,999	12	0	------	------	------	------	------	------	------	------	------
G- 25,000 - 49,999	9	0	------	------	------	------	------	------	------	------	------
H- OVER 50,000	8	1	------	------	------	------	------	------	------	------	------
I- COUNTY LIB.	3	0	------	------	------	------	------	------	------	------	------
REGION 'SW' TOTALS	525	61	80.65	97.00	42.00	81.24	96.00	33.00	92.13	99.00	33.00

DOCUMENT DELIVERY SUMMARY REPORT - REGION 'CE' AVERAGES

SIZE GROUP	NO. TOT	LIB RPT	NO. REQUESTS UNAVAILABLE IMMEDIATELY	DOC. DELIV. IN 7 DAYS	PERCENT DELIVERED IN 7 DAYS	DOC. DELIV. IN 14 DAYS	PERCENT DELIVERED IN 14 DAYS	DOC.DELIV. IN 30 DAYS	NO. REQUESTS UNAVAILABLE AFTER 30 DAYS	PERCENT UNAVAILABLE AFTER 30 DAYS
A- 0 - 499	118	7	6	2	37.20	1	23.25	2	---------	4.65
B- 500 - 999	141	17	3	2	50.79	1	26.98	---------	1	17.46
C- 1,000 - 2,499	146	17	3	1	36.36	1	38.18	1	---------	7.27
D- 2,500 - 4,999	52	7	27	12	43.07	8	27.69	6	2	6.15
E- 5,000 - 9,999	36	5	70	18	24.85	15	21.75	23	15	20.90
F- 10,000 - 24,999	12	6	65	21	32.22	25	37.85	12	8	12.02
G- 25,000 - 49,999	9	2	69	29	42.02	19	27.53	14	7	10.14
H- OVER 50,000	8	1	2,752	1,396	50.72	442	16.06	441	473	17.18
I- COUNTY LIB.	3	0	---------	---------	------	---------	------	---------	---------	------
REGION 'CE' AVG.	525	62	64	29	45.60	13	20.22	12	10	15.96

DOCUMENT DELIVERY SUMMARY REPORT - REGION 'EC' AVERAGES

SIZE GROUP	NO. TOT	LIB RPT	NO. REQUESTS UNAVAILABLE IMMEDIATELY	DOC. DELIV. IN 7 DAYS	PERCENT DELIVERED IN 7 DAYS	DOC. DELIV. IN 14 DAYS	PERCENT DELIVERED IN 14 DAYS	DOC.DELIV. IN 30 DAYS	NO. REQUESTS UNAVAILABLE AFTER 30 DAYS	PERCENT UNAVAILABLE AFTER 30 DAYS
A- 0 - 499	118	7	1	1	63.63	---------	9.09	---------	---------	9.09
B- 500 - 999	141	22	9	6	56.42	2	17.43	2	1	9.17
C- 1,000 - 2,499	146	18	4	2	47.22	1	30.55	1	---------	1.38
D- 2,500 - 4,999	52	8	27	15	55.00	5	18.18	5	3	9.54
E- 5,000 - 9,999	36	4	61	22	34.81	19	29.95	18	4	6.07
F- 10,000 - 24,999	12	1	---------	---------	------	---------	------	---------	---------	------
G- 25,000 - 49,999	9	1	233	48	20.60	31	13.30	78	76	32.61
H- OVER 50,000	8	2	354	192	54.09	65	18.36	43	55	15.39
I- COUNTY LIB.	3	0	---------	---------	------	---------	------	---------	---------	------
REGION 'EC' AVG.	525	63	27	13	46.92	5	19.66	5	4	14.21

DOCUMENT DELIVERY SUMMARY REPORT - REGION 'NC' AVERAGES

SIZE GROUP	NO. TOT	LIB RPT	NO. REQUESTS UNAVAILABLE IMMEDIATELY	DOC. DELIV. IN 7 DAYS	PERCENT DELIVERED IN 7 DAYS	DOC. DELIV. IN 14 DAYS	PERCENT DELIVERED IN 14 DAYS	DOC.DELIV. IN 30 DAYS	NO. REQUESTS UNAVAILABLE AFTER 30 DAYS	PERCENT UNAVAILABLE AFTER 30 DAYS
A- 0 - 499	118	30	9	7	77.25	1	13.71	1	---------	3.24
B- 500 - 999	141	21	20	13	63.46	3	16.39	1	3	13.81
C- 1,000 - 2,499	146	14	9	6	65.90	1	7.57	1	1	13.63
D- 2,500 - 4,999	52	9	45	30	65.93	7	15.19	3	5	12.00
E- 5,000 - 9,999	36	5	87	38	43.73	18	20.27	20	12	13.43
F- 10,000 - 24,999	12	0	---------	---------	------	---------	------	---------	---------	------
G- 25,000 - 49,999	9	2	108	56	51.15	24	22.11	24	5	4.60
H- OVER 50,000	8	0	---------	---------	------	---------	------	---------	---------	------
I- COUNTY LIB.	3	0	---------	---------	------	---------	------	---------	---------	------
REGION 'NC' AVG.	525	81	23	14	60.21	4	16.68	3	3	10.73

DOCUMENT DELIVERY SUMMARY REPORT - REGION 'NE' AVERAGES

SIZE GROUP	NO. TOT	LIB RPT	NO. REQUESTS UNAVAILABLE IMMEDIATELY	DOC. DELIV. IN 7 DAYS	PERCENT DELIVERED IN 7 DAYS	DOC. DELIV. IN 14 DAYS	PERCENT DELIVERED IN 14 DAYS	DOC.DELIV. IN 30 DAYS	NO. REQUESTS UNAVAILABLE AFTER 30 DAYS	PERCENT UNAVAILABLE AFTER 30 DAYS
A- 0 - 499	118	16	4	3	72.97	1	18.91	---------	---------	1.35
B- 500 - 999	141	24	4	2	48.24	2	31.57	1	---------	6.14
C- 1,000 - 2,499	146	25	28	14	47.67	7	23.83	3	5	18.89
D- 2,500 - 4,999	52	8	25	15	60.50	7	26.00	2	1	4.50
E- 5,000 - 9,999	36	4	42	19	44.04	13	30.33	5	6	14.28
F- 10,000 - 24,999	12	0	---------	---------	------	---------	------	---------	---------	------
G- 25,000 - 49,999	9	1	159	30	18.86	21	13.20	40	68	42.76
H- OVER 50,000	8	2	186	47	24.93	34	18.23	27	80	42.62
I- COUNTY LIB.	3	1	---------	---------	------	---------	------	---------	---------	------
REGION 'NE' AVG.	525	81	22	9	42.57	5	22.87	3	5	22.37

DOCUMENT DELIVERY SUMMARY REPORT - REGION 'NW' AVERAGES

SIZE GROUP	NO. TOT	LIB RPT	NO. REQUESTS UNAVAILABLE IMMEDIATELY	DOC. DELIV. IN 7 DAYS	PERCENT DELIVERED IN 7 DAYS	DOC. DELIV. IN 14 DAYS	PERCENT DELIVERED IN 14 DAYS	DOC.DELIV. IN 30 DAYS	NO. REQUESTS UNAVAILABLE AFTER 30 DAYS	PERCENT UNAVAILABLE AFTER 30 DAYS
A- 0 - 499	118	23	7	6	71.91	1	16.29	---------	1	6.74
B- 500 - 999	141	29	6	3	58.04	1	22.41	---------	1	13.21
C- 1,000 - 2,499	146	27	5	3	58.70	1	21.93	1	---------	7.09
D- 2,500 - 4,999	52	10	10	5	47.00	2	24.00	2	1	11.00
E- 5,000 - 9,999	36	7	13	10	72.34	2	14.89	1	1	6.38
F- 10,000 - 24,999	12	1	29	16	55.17	5	17.24	7	1	3.44
G- 25,000 - 49,999	9	0	---------	---------	------	---------	------	---------	---------	------
H- OVER 50,000	8	1	189	136	71.95	---------	------	33	20	10.58
I- COUNTY LIB.	3	1	---------	---------	------	---------	------	---------	---------	------
REGION 'NW' AVG.	525	99	9	6	63.87	1	15.77	1	1	9.14

DOCUMENT DELIVERY SUMMARY REPORT - REGION 'SE' AVERAGES

SIZE GROUP	NO. TOT	LIB RPT	NO. REQUESTS UNAVAILABLE IMMEDIATELY	DOC. DELIV. IN 7 DAYS	PERCENT DELIVERED IN 7 DAYS	DOC. DELIV. IN 14 DAYS	PERCENT DELIVERED IN 14 DAYS	DOC.DELIV. IN 30 DAYS	NO. REQUESTS UNAVAILABLE AFTER 30 DAYS	PERCENT UNAVAILABLE AFTER 30 DAYS
A- 0 - 499	118	10	2	2	74.07	1	18.51	---------	---------	------
B- 500 - 999	141	11	10	5	45.76	4	38.13	1	---------	3.38
C- 1,000 - 2,499	146	15	17	8	43.51	7	39.69	2	1	5.34
D- 2,500 - 4,999	52	4	6	4	60.00	1	20.00	1	1	8.00
E- 5,000 - 9,999	36	4	124	46	36.47	39	31.06	28	13	10.02
F- 10,000 - 24,999	12	4	98	36	36.47	13	13.01	28	22	21.93
G- 25,000 - 49,999	9	3	389	217	55.73	100	25.68	51	21	5.47
H- OVER 50,000	8	1	300	156	52.00	27	9.00	48	69	23.00
I- COUNTY LIB.	3	1	100	29	29.00	14	14.00	29	28	28.00
REGION 'SE' AVG.	525	53	54	26	47.18	13	24.42	10	6	10.96

DOCUMENT DELIVERY SUMMARY REPORT - REGION 'SW' AVERAGES

SIZE GROUP	NO. TOT	LIB RPT	NO. REQUESTS UNAVAILABLE IMMEDIATELY	DOC. DELIV. IN 7 DAYS	PERCENT DELIVERED IN 7 DAYS	DOC. DELIV. IN 14 DAYS	PERCENT DELIVERED IN 14 DAYS	DOC.DELIV. IN 30 DAYS	NO. REQUESTS UNAVAILABLE AFTER 30 DAYS	PERCENT UNAVAILABLE AFTER 30 DAYS
A- 0 - 499	118	14	5	3	61.53	2	26.92	---------	---------	5.12
B- 500 - 999	141	11	10	7	71.92	1	9.64	1	---------	4.38
C- 1,000 - 2,499	146	23	13	10	71.70	3	18.97	1	---------	2.57
D- 2,500 - 4,999	52	5	19	15	77.55	2	10.20	1	2	9.18
E- 5,000 - 9,999	36	7	70	37	52.95	11	16.29	11	11	15.27
F- 10,000 - 24,999	12	0	---------	---------	------	---------	------	---------	---------	------
G- 25,000 - 49,999	9	0	---------	---------	------	---------	------	---------	---------	------
H- OVER 50,000	8	1	---------	---------	------	---------	------	---------	---------	------
I- COUNTY LIB.	3	0	---------	---------	------	---------	------	---------	---------	------
REGION 'SW' AVG.	525	61	17	11	63.09	3	16.57	2	2	9.24

VIII County Study

Library Income Per Capita
1989-90

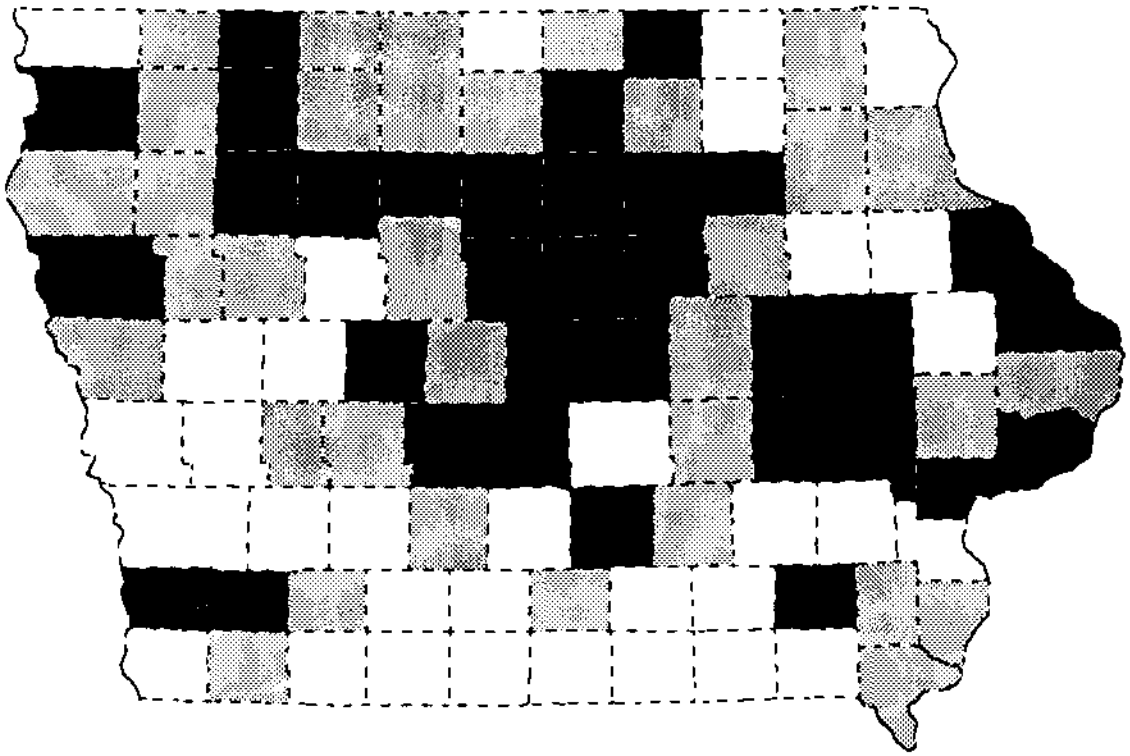

1.15 to 9.38

9.39 to 14.39

14.56 to 42.45

DATANET PLUS MAPPING

Income per Capita is based on reported total income in dollars divided by the total county population.

1989-90 Public Library General Information Survey

DATANET Plus™ MAPPING

MINNESOTA STATE PLANNING AGENCY

Library Holdings Per Capita
1989-90

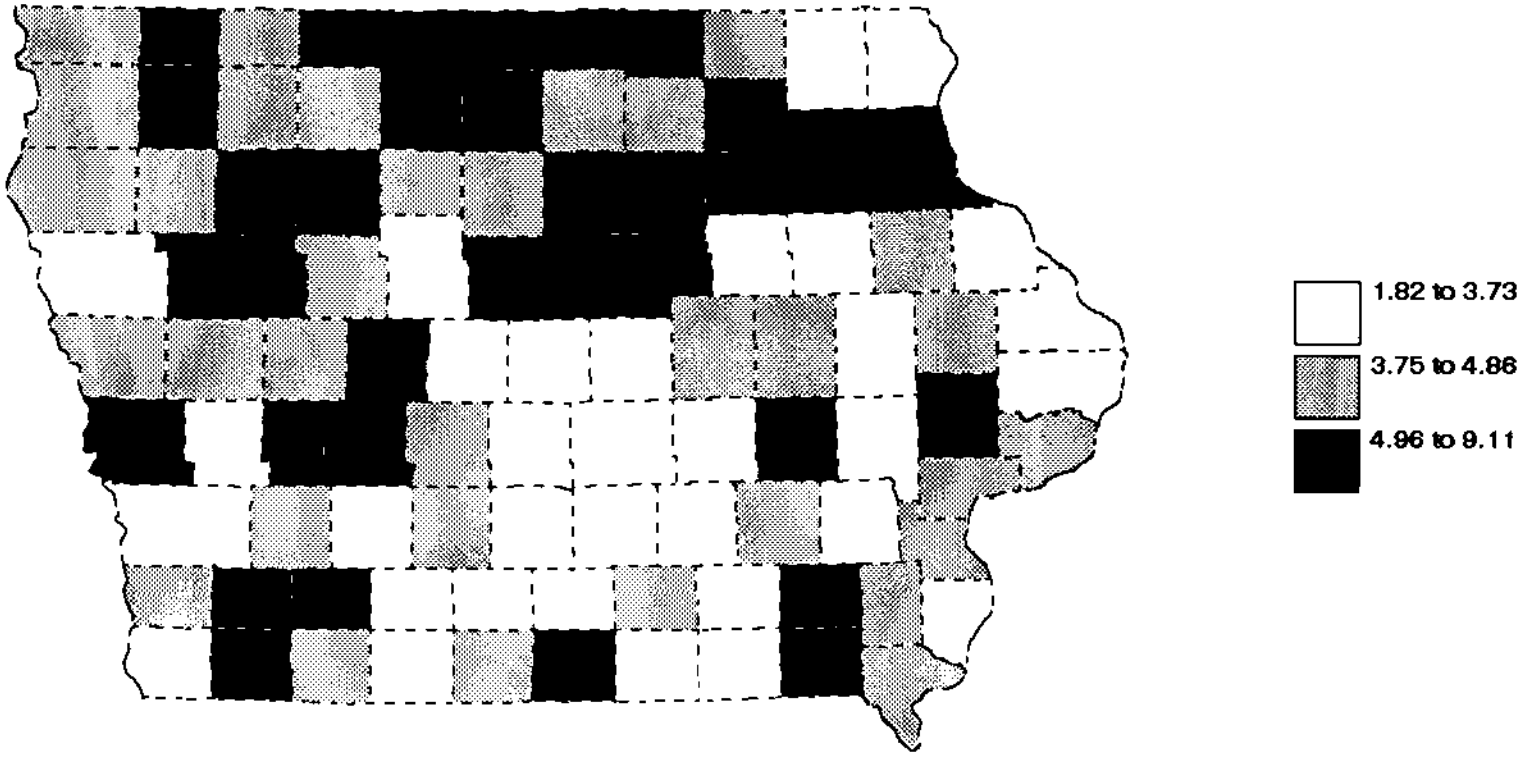

DATANET PLUS MAPPING

Holdings per Capita is based on reported total holdings divided by the total county population.

1989-90 Public Library General Information Survey

DATANET Plus™ MAPPING
MINNESOTA STATE PLANNING AGENCY

Library Circulation Per Capita
1989-90

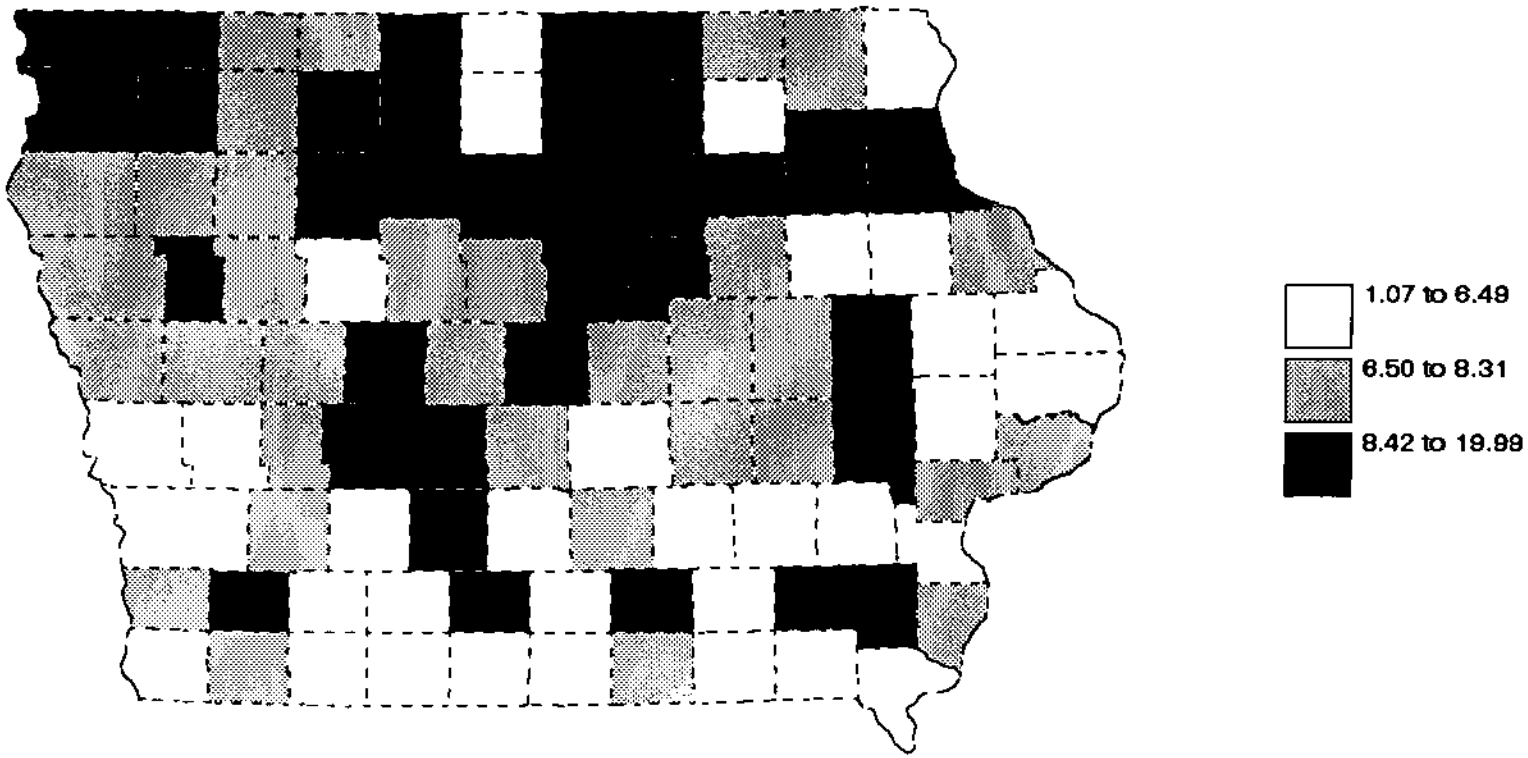

DATANET PLUS MAPPING

Circulation per Capita is based on reported total circulation divided by the total county population.

1989-90 Public Library General Information Survey

DATANET Plus™ MAPPING
MINNESOTA STATE PLANNING AGENCY

Per Capita Income Estimates
1987 Calendar Year

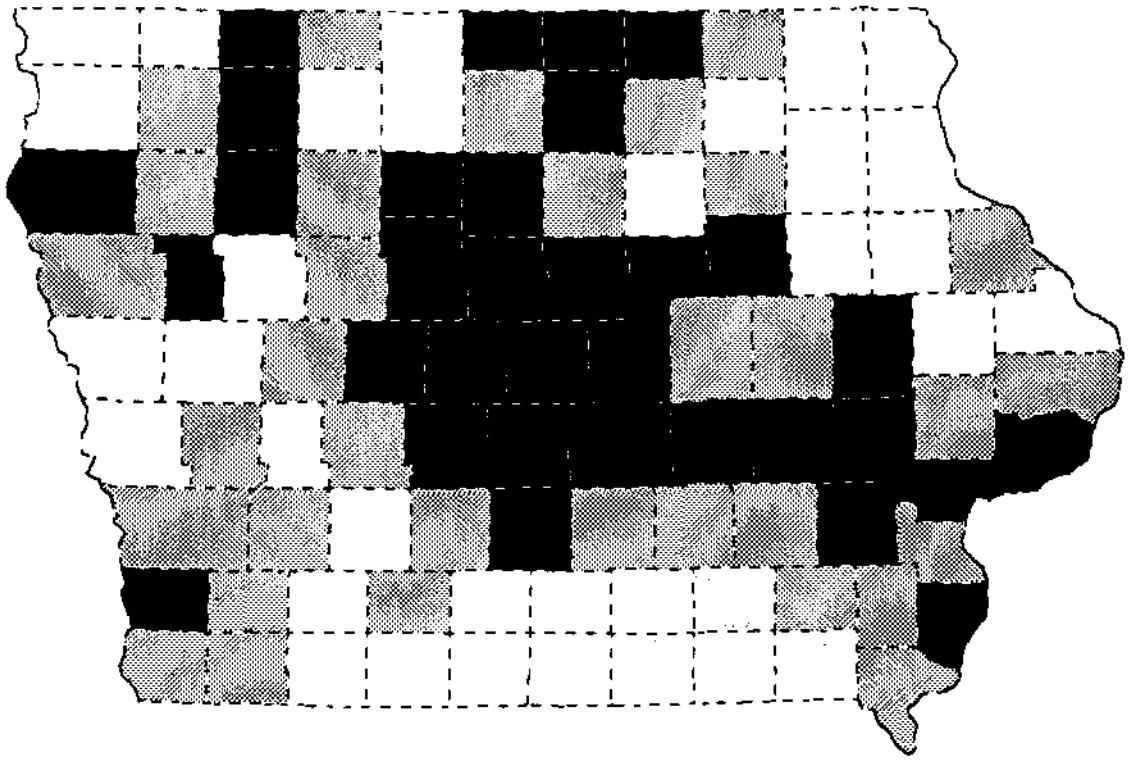

7928 to 10019

10096 to 10799

10819 to 13054

DATANET PLUS MAPPING

Taken from the West North Central report of the 1988 Population and 1987 Per Capita Income Estimates for Counties and Incorporated Places.
Amounts shown represent dollars per capita.

U.S. Dept. of Commerce. Local Population Estimates, 1990.

DATANET Plus™ MAPPING
MINNESOTA STATE PLANNING AGENCY

REPORT FOR COUNTY ALLAMAKEE
POPULATION 15,108

CITY	POP	PERCENT COUNTY POP	TOTAL NON-COUNTY MUNIC INCOME	PER CAP	HOLDINGS	HOLDINGS PER CAP	CIRC	CIRC PER CAP	PERCENT COUNTY CIRC
HARPERS FERRY	258	1.71	9,789	37.94	16	.06	0	.00	.00
LANSING	1,181	7.82	5,391	4.56	8,927	7.56	8,298	7.03	9.85
NEW ALBIN	609	4.03	3,058	5.02	4,955	8.14	3,877	6.37	4.60
POSTVILLE	1,475	9.76	23,232	15.75	10,251	6.95	19,552	13.26	23.20
WAUKON	3,983	26.36	49,628	12.46	25,452	6.39	52,544	13.19	62.35
SERVED URBAN FOR COUNTY ALLAMAKEE	7,506	49.68	91,098	12.14	49,601	6.61	84,271	11.23	100.00

	POP	PER CENT COUNTY POP	COUNTY DOLLARS	CNTY DOLLARS PER CAP
RURAL PATRONS FOR COUNTY ALLAMAKEE	7,445	49.28	34,166	4.59

	POP	PER CENT COUNTY POP
NONLIBRARY INCORP AREAS FOR COUNTY ALLAMAKEE	157	1.04

	POP	INCOME	INCOME PER CAP	HOLDINGS	HOLDINGS PER CAP	CIRC	CIRC PER CAP
COUNTY TOTALS FOR COUNTY ALLAMAKEE	15,108	125,264	8.29	49,601	3.28	84,271	5.58

REPORT FOR COUNTY APPANOOSE
POPULATION 15,511

CITY	POP	PERCENT COUNTY POP	TOTAL NON-COUNTY MUNIC INCOME	PER CAP	HOLDINGS	HOLDINGS PER CAP	CIRC	CIRC PER CAP	PERCENT COUNTY CIRC
CENTERVILLE	6,558	42.28	112,092	17.09	30,753	4.69	86,472	13.19	84.81
MORAVIA	706	4.55	5,678	8.04	10,429	14.77	6,958	9.86	6.82
MOULTON	762	4.91	6,577	8.63	16,643	21.84	8,524	11.19	8.36
SERVED URBAN FOR COUNTY APPANOOSE	8,026	51.74	124,347	15.49	57,825	7.20	101,954	12.70	100.00

	POP	PER CENT COUNTY POP	COUNTY DOLLARS	CNTY DOLLARS PER CAP
RURAL PATRONS FOR COUNTY APPANOOSE	6,050	39.00	11,698	1.93

	POP	PER CENT COUNTY POP
NONLIBRARY INCORP AREAS FOR COUNTY APPANOOSE	1,435	9.25

	POP	INCOME	INCOME PER CAP	HOLDINGS	HOLDINGS PER CAP	CIRC	CIRC PER CAP
COUNTY TOTALS FOR COUNTY APPANOOSE	15,511	136,045	8.77	57,825	3.73	101,954	6.57

REPORT FOR COUNTY AUDUBON
POPULATION 8,559

CITY	POP	PERCENT COUNTY POP	TOTAL NON-COUNTY MUNIC INCOME	PER CAP	HOLDINGS	HOLDINGS PER CAP	CIRC	CIRC PER CAP	PERCENT COUNTY CIRC
AUDUBON	2,841	33.19	33,416	11.76	25,594	9.01	33,876	11.92	54.45
EXIRA	978	11.43	24,081	24.62	12,990	13.28	23,092	23.61	37.11
KIMBALLTON	362	4.23	2,020	5.58	5,396	14.91	5,251	14.51	8.44
SERVED URBAN FOR COUNTY AUDUBON	4,181	48.85	59,517	14.24	43,980	10.52	62,219	14.88	100.00

RURAL PATRONS FOR COUNTY AUDUBON	POP	PER CENT COUNTY POP	COUNTY DOLLARS	CNTY DOLLARS PER CAP
	4,090	47.79	22,000	5.38

NONLIBRARY INCORP AREAS FOR COUNTY AUDUBON	POP	PER CENT COUNTY POP
	288	3.36

COUNTY TOTALS FOR COUNTY AUDUBON	POP	INCOME	INCOME PER CAP	HOLDINGS	HOLDINGS PER CAP	CIRC	CIRC PER CAP
	8,559	81,517	9.52	43,980	5.14	62,219	7.27

REPORT FOR COUNTY BENTON
POPULATION 23,649

CITY	POP	PERCENT COUNTY POP	TOTAL NON-COUNTY MUNIC INCOME	PER CAP	HOLDINGS	HOLDINGS PER CAP	CIRC	CIRC PER CAP	PERCENT COUNTY CIRC
ATKINS	678	2.87	11,754	17.34	6,767	9.98	13,088	19.30	8.42
BELLE PLAINE	2,903	12.28	504,261	173.70	16,273	5.61	23,511	8.10	15.12
BLAIRSTOWN	695	2.94	15,269	21.97	9,198	13.23	11,209	16.13	7.21
GARRISON	411	1.74	4,952	12.05	5,370	13.07	6,267	15.25	4.03
KEYSTONE	618	2.61	17,583	28.45	8,960	14.50	15,680	25.37	10.08
NEWHALL	899	3.80	5,330	5.93	9,360	10.41	4,712	5.24	3.03
NORWAY	633	2.68	4,487	7.09	5,646	8.92	6,464	10.21	4.16
SHELLSBURG	771	3.26	7,175	9.31	8,067	10.46	10,092	13.09	6.49
VAN HORNE	682	2.88	4,190	6.14	9,376	13.75	10,687	15.67	6.87
VINTON	5,040	21.31	49,523	9.83	28,262	5.61	53,776	10.67	34.59
SERVED URBAN FOR COUNTY BENTON	13,330	56.37	624,524	46.85	107,279	8.05	155,486	11.66	100.00

RURAL PATRONS FOR COUNTY BENTON	POP	PER CENT COUNTY POP	COUNTY DOLLARS	CNTY DOLLARS PER CAP
	9,967	42.15	54,775	5.50

NONLIBRARY INCORP AREAS FOR COUNTY BENTON	POP	PER CENT COUNTY POP
	352	1.49

COUNTY TOTALS FOR COUNTY BENTON	POP	INCOME	INCOME PER CAP	HOLDINGS	HOLDINGS PER CAP	CIRC	CIRC PER CAP
	23,649	679,299	28.72	107,279	4.54	155,486	6.57

REPORT FOR COUNTY BLACK HAWK
POPULATION 137,961

CITY	POP	PERCENT COUNTY POP	TOTAL NON-COUNTY MUNIC INCOME	PER CAP	HOLDINGS	HOLDINGS PER CAP	CIRC	CIRC PER CAP	PERCENT COUNTY CIRC
CEDAR FALLS	36,322	26.33	596,896	16.43	100,529	2.77	410,381	11.30	43.23
DUNKERTON	718	.52	23,455	32.67	6,617	9.22	9,252	12.89	.97
EVANSDALE	4,798	3.48	12,335	2.57	8,051	1.68	12,722	2.65	1.34
HUDSON	2,267	1.64	40,912	18.05	21,662	9.56	34,961	15.42	3.68
LA PORTE CITY	2,324	1.68	20,150	8.67	13,484	5.80	23,873	10.27	2.51
WATERLOO	75,985	55.08	1,135,098	14.94	176,505	2.32	458,095	6.03	48.26
SERVED URBAN FOR COUNTY BLACK HAWK	122,414	88.73	1,828,846	14.94	326,848	2.67	949,284	7.75	100.00

RURAL PATRONS FOR COUNTY BLACK HAWK	POP	PER CENT COUNTY POP	COUNTY DOLLARS	CNTY DOLLARS PER CAP
	12,854	9.32	94,125	7.32

NONLIBRARY INCORP AREAS FOR COUNTY BLACK HAWK	POP	PER CENT COUNTY POP
	2,693	1.95

COUNTY TOTALS FOR COUNTY BLACK HAWK	POP	INCOME	INCOME PER CAP	HOLDINGS	HOLDINGS PER CAP	CIRC	CIRC PER CAP
	137,961	1,922,971	13.94	326,848	2.37	949,284	6.88

REPORT FOR COUNTY BOONE
POPULATION 26,184

CITY	POP	PERCENT COUNTY POP	TOTAL NON-COUNTY MUNIC INCOME	PER CAP	HOLDINGS	HOLDINGS PER CAP	CIRC	CIRC PER CAP	PERCENT COUNTY CIRC
BOONE	12,602	48.13	194,632	15.44	65,168	5.17	166,951	13.25	78.29
MADRID	2,281	8.71	40,717	17.85	10,493	4.60	19,398	8.50	9.10
OGDEN	1,953	7.46	38,226	19.57	13,121	6.72	26,895	13.77	12.61
SERVED URBAN FOR COUNTY BOONE	16,836	64.30	273,575	16.25	88,782	5.27	213,244	12.67	100.00

RURAL PATRONS FOR COUNTY BOONE	POP	PER CENT COUNTY POP	COUNTY DOLLARS	CNTY DOLLARS PER CAP
	8,405	32.10	30,900	3.68

NONLIBRARY INCORP AREAS FOR COUNTY BOONE	POP	PER CENT COUNTY POP
	943	3.60

COUNTY TOTALS FOR COUNTY BOONE	POP	INCOME	INCOME PER CAP	HOLDINGS	HOLDINGS PER CAP	CIRC	CIRC PER CAP
	26,184	304,475	11.63	88,782	3.39	213,244	8.14

REPORT FOR COUNTY BREMER
POPULATION 24,820

CITY	POP	PERCENT COUNTY POP	TOTAL NON-COUNTY INCOME	MUNIC PER CAP	HOLDINGS	HOLDINGS PER CAP	CIRC	CIRC PER CAP	PERCENT COUNTY CIRC
DENVER	1,647	6.64	37,829	22.97	23,551	14.30	51,713	31.40	15.58
JANESVILLE	840	3.38	15,809	18.82	14,953	17.80	21,721	25.86	6.54
PLAINFIELD	469	1.89	8,765	18.69	6,213	13.25	11,927	25.43	3.59
READLYN	858	3.46	16,276	18.97	15,222	17.74	26,253	30.60	7.91
SUMNER	2,335	9.41	35,778	15.32	25,479	10.91	50,602	21.67	15.25
TRIPOLI	1,280	5.16	49,798	38.90	13,310	10.40	36,026	28.15	10.85
WAVERLY	8,444	34.02	168,490	19.95	50,823	6.02	133,668	15.83	40.27
SERVED URBAN FOR COUNTY BREMER	15,873	63.95	332,745	20.96	149,551	9.42	331,910	20.91	100.00

RURAL PATRONS FOR COUNTY BREMER	POP	PER CENT COUNTY POP	COUNTY DOLLARS	CNTY DOLLARS PER CAP
	8,836	35.60	82,226	9.31

NONLIBRARY INCORP AREAS FOR COUNTY BREMER	POP	PER CENT COUNTY POP
	111	.45

COUNTY TOTALS FOR COUNTY BREMER	POP	INCOME	INCOME PER CAP	HOLDINGS	HOLDINGS PER CAP	CIRC	CIRC PER CAP
	24,820	414,971	16.72	149,551	6.03	331,910	13.37

REPORT FOR COUNTY BUCHANAN
POPULATION 22,900

CITY	POP	PERCENT COUNTY POP	TOTAL NON-COUNTY INCOME	MUNIC PER CAP	HOLDINGS	HOLDINGS PER CAP	CIRC	CIRC PER CAP	PERCENT COUNTY CIRC
FAIRBANK	980	4.28	21,401	21.84	10,904	11.13	38,775	39.57	28.22
INDEPENDENCE	6,392	27.91	73,901	11.56	36,458	5.70	52,307	8.18	38.07
JESUP	2,343	10.23	17,031	7.27	13,307	5.68	29,866	12.75	21.73
LAMONT	554	2.42	10,661	19.24	5,706	10.30	4,277	7.72	3.11
WINTHROP	767	3.35	12,224	15.94	8,022	10.46	12,188	15.89	8.87
SERVED URBAN FOR COUNTY BUCHANAN	11,036	48.19	135,218	12.25	74,397	6.74	137,413	12.45	100.00

RURAL PATRONS FOR COUNTY BUCHANAN	POP	PER CENT COUNTY POP	COUNTY DOLLARS	CNTY DOLLARS PER CAP
	9,517	41.56	25,605	2.69

NONLIBRARY INCORP AREAS FOR COUNTY BUCHANAN	POP	PER CENT COUNTY POP
	2,347	10.25

COUNTY TOTALS FOR COUNTY BUCHANAN	POP	INCOME	INCOME PER CAP	HOLDINGS	HOLDINGS PER CAP	CIRC	CIRC PER CAP
	22,900	160,823	7.02	74,397	3.25	137,413	6.00

POPULATION 20,774

CITY	POP	PERCENT COUNTY POP	TOTAL NON-COUNTY MUNIC INCOME	MUNIC PER CAP	HOLDINGS	HOLDINGS PER CAP	CIRC	CIRC PER CAP	PERCENT COUNTY CIRC
ALBERT CITY	818	3.94	5,177	6.33	10,927	13.36	8,980	10.98	5.65
ALTA	1,720	8.28	57,628	33.50	10,289	5.98	4,066	2.36	2.56
LINN GROVE	205	.99	298	1.45	6,275	30.61	3,016	14.71	1.90
MARATHON	442	2.13	4,496	10.17	6,926	15.67	4,448	10.06	2.80
NEWELL	913	4.39	9,910	10.85	12,566	13.76	13,738	15.05	8.64
REMBRANDT	291	1.40	4,888	16.80	4,907	16.86	3,512	12.07	2.21
SIOUX RAPIDS	897	4.32	4,944	5.51	21,294	23.74	11,656	12.99	7.33
STORM LAKE	8,814	42.43	191,434	21.72	46,895	5.32	109,639	12.44	68.93
SERVED URBAN FOR COUNTY BUENA VISTA	14,100	67.87	278,775	19.77	120,079	8.52	159,055	11.28	100.00

RURAL PATRONS FOR COUNTY BUENA VISTA	POP	PER CENT COUNTY POP	COUNTY DOLLARS	CNTY DOLLARS PER CAP
	5,957	28.68	35,642	5.98

NONLIBRARY INCORP AREAS FOR COUNTY BUENA VISTA	POP	PER CENT COUNTY POP
	717	3.45

COUNTY TOTALS FOR COUNTY BUENA VISTA	POP	INCOME	INCOME PER CAP	HOLDINGS	HOLDINGS PER CAP	CIRC	CIRC PER CAP
	20,774	314,417	15.14	120,079	5.78	159,055	7.66

REPORT FOR COUNTY BUTLER
POPULATION 17,668

CITY	POP	PERCENT COUNTY POP	TOTAL NON-COUNTY MUNIC INCOME	MUNIC PER CAP	HOLDINGS	HOLDINGS PER CAP	CIRC	CIRC PER CAP	PERCENT COUNTY CIRC
ALLISON	1,132	6.41	21,211	18.74	14,467	12.78	25,635	22.65	13.88
APLINGTON	1,027	5.81	14,533	14.15	14,508	14.13	22,983	22.38	12.45
CLARKSVILLE	1,424	8.06	14,580	10.24	15,019	10.55	29,379	20.63	15.91
DUMONT	815	4.61	12,798	15.70	8,908	10.93	18,834	23.11	10.20
GREENE	1,332	7.54	46,133	34.63	18,811	14.12	33,810	25.38	18.31
NEW HARTFORD	764	4.32	8,628	11.29	8,578	11.23	11,145	14.59	6.04
PARKERSBURG	1,968	11.14	24,902	12.65	14,610	7.42	30,684	15.59	16.62
SHELL ROCK	1,478	8.37	75,144	50.84	11,354	7.68	12,194	8.25	6.60
SERVED URBAN FOR COUNTY BUTLER	9,940	56.26	217,929	21.92	106,255	10.69	184,664	18.58	100.00

RURAL PATRONS FOR COUNTY BUTLER	POP	PER CENT COUNTY POP	COUNTY DOLLARS	CNTY DOLLARS PER CAP
	7,388	41.82	45,589	6.17

NONLIBRARY INCORP AREAS FOR COUNTY BUTLER	POP	PER CENT COUNTY POP
	340	1.92

COUNTY TOTALS FOR COUNTY BUTLER	POP	INCOME	INCOME PER CAP	HOLDINGS	HOLDINGS PER CAP	CIRC	CIRC PER CAP
	17,668	263,518	14.91	106,255	6.01	184,664	10.45

REPORT FOR COUNTY CALHOUN
POPULATION 13,542

CITY	POP	PERCENT COUNTY POP	TOTAL NON-COUNTY MUNIC INCOME	MUNIC PER CAP	HOLDINGS	HOLDINGS PER CAP	CIRC	CIRC PER CAP	PERCENT COUNTY CIRC
LOHRVILLE	521	3.85	12,345	23.69	8,899	17.08	7,506	14.41	12.22
MANSON	1,924	14.21	21,199	11.02	15,979	8.31	24,228	12.59	39.44
POMEROY	895	6.61	9,435	10.54	0	.00	6,348	7.09	10.33
RINARD	97	.72	200	2.06	6,683	68.90	656	6.76	1.07
ROCKWELL CITY	2,276	16.81	24,748	10.87	14,684	6.45	18,924	8.31	30.81
SOMERS	220	1.62	4,216	19.16	6,273	28.51	3,768	17.13	6.13
SERVED URBAN FOR COUNTY CALHOUN	5,933	43.81	72,143	12.16	52,518	8.85	61,430	10.35	100.00

RURAL PATRONS FOR COUNTY CALHOUN	POP	PER CENT COUNTY POP	COUNTY DOLLARS	CNTY DOLLARS PER CAP
	4,874	35.99	32,539	6.68

NONLIBRARY INCORP AREAS FOR COUNTY CALHOUN	POP	PER CENT COUNTY POP
	2,735	20.20

COUNTY TOTALS FOR COUNTY CALHOUN	POP	INCOME	INCOME PER CAP	HOLDINGS	HOLDINGS PER CAP	CIRC	CIRC PER CAP
	13,542	104,682	7.73	52,518	3.88	61,430	4.54

REPORT FOR COUNTY CARROLL
POPULATION 22,951

CITY	POP	PERCENT COUNTY POP	TOTAL NON-COUNTY MUNIC INCOME	MUNIC PER CAP	HOLDINGS	HOLDINGS PER CAP	CIRC	CIRC PER CAP	PERCENT COUNTY CIRC
CARROLL	9,705	42.29	123,610	12.74	75,283	7.76	144,350	14.87	75.70
COON RAPIDS	1,448	6.31	32,876	22.70	20,193	13.95	40,437	27.93	21.21
MANNING	1,609	7.01	7,650	4.75	13,482	8.38	5,906	3.67	3.10
SERVED URBAN FOR COUNTY CARROLL	12,762	55.61	164,136	12.86	108,958	8.54	190,693	14.94	100.00

RURAL PATRONS FOR COUNTY CARROLL	POP	PER CENT COUNTY POP	COUNTY DOLLARS	CNTY DOLLARS PER CAP
	6,899	30.06	38,500	5.58

NONLIBRARY INCORP AREAS FOR COUNTY CARROLL	POP	PER CENT COUNTY POP
	3,290	14.33

COUNTY TOTALS FOR COUNTY CARROLL	POP	INCOME	INCOME PER CAP	HOLDINGS	HOLDINGS PER CAP	CIRC	CIRC PER CAP
	22,951	202,636	8.83	108,958	4.75	190,693	8.31

REPORT FOR COUNTY CASS
POPULATION 16,932

CITY	POP	PERCENT COUNTY POP	TOTAL NON-COUNTY INCOME	MUNIC PER CAP	HOLDINGS	HOLDINGS PER CAP	CIRC	CIRC PER CAP	PERCENT COUNTY CIRC
ANITA	1,153	6.81	16,180	14.03	8,407	7.29	15,445	13.40	13.18
ATLANTIC	7,789	46.00	71,899	9.23	36,218	4.65	74,333	9.54	63.44
CUMBERLAND	351	2.07	1,559	4.44	5,596	15.94	6,238	17.77	5.32
GRISWOLD	1,176	6.95	13,100	11.14	18,521	15.75	13,873	11.80	11.84
LEWIS	497	2.94	531	1.07	6,300	12.68	2,891	5.82	2.47
MASSENA	518	3.06	2,725	5.26	4,317	8.33	4,387	8.47	3.74
SERVED URBAN FOR COUNTY CASS	11,484	67.82	105,994	9.23	79,359	6.91	117,167	10.20	100.00

RURAL PATRONS FOR COUNTY CASS	POP	PER CENT COUNTY POP	COUNTY DOLLARS	CNTY DOLLARS PER CAP
	5,105	30.15	18,830	3.69

NONLIBRARY INCORP AREAS FOR COUNTY CASS	POP	PER CENT COUNTY POP
	343	2.03

COUNTY TOTALS FOR COUNTY CASS	POP	INCOME	INCOME PER CAP	HOLDINGS	HOLDINGS PER CAP	CIRC	CIRC PER CAP
	16,932	124,824	7.37	79,359	4.69	117,167	6.92

REPORT FOR COUNTY CEDAR
POPULATION 18,635

CITY	POP	PERCENT COUNTY POP	TOTAL NON-COUNTY INCOME	MUNIC PER CAP	HOLDINGS	HOLDINGS PER CAP	CIRC	CIRC PER CAP	PERCENT COUNTY CIRC
BENNETT	458	2.46	4,664	10.18	4,916	10.73	7,941	17.34	6.72
CLARENCE	1,001	5.37	8,528	8.52	10,598	10.59	5,509	5.50	4.66
LOWDEN	717	3.85	2,347	3.27	7,262	10.13	9,503	13.25	8.04
MECHANICSVILLE	1,166	6.26	15,844	13.59	8,669	7.43	13,298	11.40	11.25
STANWOOD	705	3.78	2,883	4.09	7,209	10.23	5,297	7.51	4.48
TIPTON	3,055	16.39	43,946	14.38	26,209	8.58	49,397	16.17	41.79
WEST BRANCH	1,867	10.02	129,559	69.39	31,680	16.97	27,265	14.60	23.06
SERVED URBAN FOR COUNTY CEDAR	8,969	48.13	207,771	23.17	96,543	10.76	118,210	13.18	100.00

RURAL PATRONS FOR COUNTY CEDAR	POP	PER CENT COUNTY POP	COUNTY DOLLARS	CNTY DOLLARS PER CAP
	8,488	45.55	26,892	3.17

NONLIBRARY INCORP AREAS FOR COUNTY CEDAR	POP	PER CENT COUNTY POP
	1,178	6.32

COUNTY TOTALS FOR COUNTY CEDAR	POP	INCOME	INCOME PER CAP	HOLDINGS	HOLDINGS PER CAP	CIRC	CIRC PER CAP
	18,635	234,663	12.59	96,543	5.18	118,210	6.34

REPORT FOR COUNTY CERRO GORDO
POPULATION 48,458

CITY	POP	PERCENT COUNTY POP	TOTAL NON-COUNTY MUNIC INCOME	MUNIC PER CAP	HOLDINGS	HOLDINGS PER CAP	CIRC	CIRC PER CAP	PERCENT COUNTY CIRC
CLEAR LAKE	7,458	15.39	159,753	21.42	45,808	6.14	130,492	17.50	29.92
MASON CITY	30,144	62.21	522,683	17.34	88,607	2.94	257,492	8.54	59.04
MESERVEY	324	.67	5,541	17.10	7,869	24.29	5,149	15.89	1.18
ROCKWELL	1,039	2.14	7,377	7.10	11,410	10.98	12,391	11.93	2.84
SWALEDALE	186	.38	3,788	20.37	5,196	27.94	6,759	36.34	1.55
THORNTON	442	.91	8,570	19.39	15,883	35.93	16,099	36.42	3.69
VENTURA	614	1.27	49,184	80.10	7,999	13.03	7,778	12.67	1.78
SERVED URBAN FOR COUNTY CERRO GORDO	40,207	82.97	756,896	18.82	182,772	4.55	436,160	10.85	100.00

RURAL PATRONS FOR COUNTY CERRO GORDO	POP	PER CENT COUNTY POP	COUNTY DOLLARS	CNTY DOLLARS PER CAP
	7,512	15.50	83,700	11.14

NONLIBRARY INCORP AREAS FOR COUNTY CERRO GORDO	POP	PER CENT COUNTY POP
	739	1.53

COUNTY TOTALS FOR COUNTY CERRO GORDO	POP	INCOME	INCOME PER CAP	HOLDINGS	HOLDINGS PER CAP	CIRC	CIRC PER CAP
	48,458	840,596	17.35	182,772	3.77	436,160	9.00

REPORT FOR COUNTY CHEROKEE
POPULATION 16,238

CITY	POP	PERCENT COUNTY POP	TOTAL NON-COUNTY MUNIC INCOME	MUNIC PER CAP	HOLDINGS	HOLDINGS PER CAP	CIRC	CIRC PER CAP	PERCENT COUNTY CIRC
AURELIA	1,143	7.04	17,966	15.72	11,220	9.82	13,731	12.01	12.82
CHEROKEE	7,004	43.13	84,612	12.08	24,687	3.52	69,802	9.97	65.19
CLEGHORN	275	1.69	763	2.77	11,821	42.99	7,081	25.75	6.61
MARCUS	1,206	7.43	27,778	23.03	14,227	11.80	13,611	11.29	12.71
QUIMBY	424	2.61	3,028	7.14	6,451	15.21	2,851	6.72	2.66
SERVED URBAN FOR COUNTY CHEROKEE	10,052	61.90	134,147	13.35	68,406	6.81	107,076	10.65	100.00

RURAL PATRONS FOR COUNTY CHEROKEE	POP	PER CENT COUNTY POP	COUNTY DOLLARS	CNTY DOLLARS PER CAP
	5,634	34.82	18,253	3.23

NONLIBRARY INCORP AREAS FOR COUNTY CHEROKEE	POP	PER CENT COUNTY POP
	532	3.28

COUNTY TOTALS FOR COUNTY CHEROKEE	POP	INCOME	INCOME PER CAP	HOLDINGS	HOLDINGS PER CAP	CIRC	CIRC PER CAP
	16,238	152,400	9.39	68,406	4.21	107,076	6.59

REPORT FOR COUNTY CHICKASAW
POPULATION 15,437

CITY	POP	PERCENT COUNTY POP	TOTAL NON-COUNTY MUNIC INCOME	MUNIC PER CAP	HOLDINGS	HOLDINGS PER CAP	CIRC	CIRC PER CAP	PERCENT COUNTY CIRC
ALTA VISTA	314	2.03	4,000	12.74	6,209	19.77	5,934	18.90	6.06
FREDERICKSBURG	1,075	6.96	14,937	13.89	6,497	6.04	12,522	11.65	12.79
IONIA	350	2.27	3,035	8.67	6,186	17.67	5,891	16.83	6.02
LAWLER	534	3.46	4,062	7.61	5,590	10.47	4,586	8.59	4.68
NASHUA	1,846	11.96	39,752	21.53	18,539	10.04	27,045	14.65	27.62
NEW HAMPTON	3,940	25.52	38,985	9.89	42,968	10.91	41,939	10.64	42.83
SERVED URBAN FOR COUNTY CHICKASAW	8,059	52.21	104,771	13.00	85,989	10.67	97,917	12.15	100.00

RURAL PATRONS FOR COUNTY CHICKASAW	POP	PER CENT COUNTY POP	COUNTY DOLLARS	CNTY DOLLARS PER CAP
	7,108	46.05	30,000	4.22

NONLIBRARY INCORP AREAS FOR COUNTY CHICKASAW	POP	PER CENT COUNTY POP
	270	1.75

COUNTY TOTALS FOR COUNTY CHICKASAW	POP	INCOME	INCOME PER CAP	HOLDINGS	HOLDINGS PER CAP	CIRC	CIRC PER CAP
	15,437	134,771	8.73	85,989	5.57	97,917	6.34

REPORT FOR COUNTY CLARKE
POPULATION 8,612

CITY	POP	PERCENT COUNTY POP	TOTAL NON-COUNTY MUNIC INCOME	MUNIC PER CAP	HOLDINGS	HOLDINGS PER CAP	CIRC	CIRC PER CAP	PERCENT COUNTY CIRC
OSCEOLA	3,750	43.54	30,762	8.20	16,981	4.53	73,617	19.63	100.00
SERVED URBAN FOR COUNTY CLARKE	3,750	43.54	30,762	8.20	16,981	4.53	73,617	19.63	100.00

RURAL PATRONS FOR COUNTY CLARKE	POP	PER CENT COUNTY POP	COUNTY DOLLARS	CNTY DOLLARS PER CAP
	3,952	45.89	6,000	1.52

NONLIBRARY INCORP AREAS FOR COUNTY CLARKE	POP	PER CENT COUNTY POP
	910	10.57

COUNTY TOTALS FOR COUNTY CLARKE	POP	INCOME	INCOME PER CAP	HOLDINGS	HOLDINGS PER CAP	CIRC	CIRC PER CAP
	8,612	36,762	4.27	16,981	1.97	73,617	8.55

REPORT FOR COUNTY CLAY
POPULATION 19,576

CITY	POP	PERCENT COUNTY POP	TOTAL NON-COUNTY MUNIC INCOME	MUNIC PER CAP	HOLDINGS	HOLDINGS PER CAP	CIRC	CIRC PER CAP	PERCENT COUNTY CIRC
PETERSON	470	2.40	40,597	86.38	6,454	13.73	16,544	35.20	12.89
ROYAL	522	2.67	100	.19	6,026	11.54	0	.00	.00
SPENCER	11,726	59.90	224,171	19.12	65,051	5.55	109,235	9.32	85.11
WEBB	222	1.13	1,500	6.76	8,321	37.48	2,567	11.56	2.00
SERVED URBAN FOR COUNTY CLAY	12,940	66.10	266,368	20.58	85,852	6.63	128,346	9.92	100.00

RURAL PATRONS FOR COUNTY	POP	PER CENT COUNTY POP	COUNTY DOLLARS	CNTY DOLLARS PER CAP
CLAY	5,451	27.85	18,663	3.42

NONLIBRARY INCORP AREAS FOR COUNTY	POP	PER CENT COUNTY POP
CLAY	1,185	6.05

COUNTY TOTALS FOR COUNTY	POP	INCOME	INCOME PER CAP	HOLDINGS	HOLDINGS PER CAP	CIRC	CIRC PER CAP
CLAY	19,576	285,031	14.56	85,852	4.39	128,346	6.56

REPORT FOR COUNTY CLAYTON
POPULATION 21,098

CITY	POP	PERCENT COUNTY POP	TOTAL NON-COUNTY MUNIC INCOME	MUNIC PER CAP	HOLDINGS	HOLDINGS PER CAP	CIRC	CIRC PER CAP	PERCENT COUNTY CIRC
EDGEWOOD	900	4.27	8,800	9.78	7,994	8.88	24,187	26.87	13.47
ELKADER	1,688	8.00	14,884	8.82	13,062	7.74	20,973	12.42	11.68
FARMERSBURG	276	1.31	691	2.50	6,357	23.03	2,417	8.76	1.35
GARNAVILLO	723	3.43	17,424	24.10	19,775	27.35	40,366	55.83	22.48
GUTTENBERG	2,428	11.51	18,810	7.75	13,264	5.46	19,768	8.14	11.01
LITTLEPORT	106	.50	258	2.43	2,702	25.49	864	8.15	.48
MC GREGOR	945	4.48	23,319	24.68	15,518	16.42	27,196	28.78	15.15
MONONA	1,530	7.25	12,426	8.12	17,394	11.37	16,590	10.84	9.24
STRAWBERRY POINT	1,463	6.93	26,554	18.15	12,971	8.87	21,914	14.98	12.20
VOLGA	310	1.47	2,522	8.14	5,839	18.84	5,286	17.05	2.94
SERVED URBAN FOR COUNTY CLAYTON	10,369	49.15	125,688	12.12	114,876	11.08	179,561	17.32	100.00

RURAL PATRONS FOR COUNTY	POP	PER CENT COUNTY POP	COUNTY DOLLARS	CNTY DOLLARS PER CAP
CLAYTON	9,799	46.45	80,680	8.23

NONLIBRARY INCORP AREAS FOR COUNTY	POP	PER CENT COUNTY POP
CLAYTON	930	4.41

COUNTY TOTALS FOR COUNTY	POP	INCOME	INCOME PER CAP	HOLDINGS	HOLDINGS PER CAP	CIRC	CIRC PER CAP
CLAYTON	21,098	206,368	9.78	114,876	5.44	179,561	8.51

REPORT FOR COUNTY CLINTON
POPULATION 57,122

CITY	POP	PERCENT COUNTY POP	TOTAL NON-COUNTY MUNIC INCOME	MUNIC PER CAP	HOLDINGS	HOLDINGS PER CAP	CIRC	CIRC PER CAP	PERCENT COUNTY CIRC
CALAMUS	452	.79	604	1.34	2,072	4.58	383	.85	.12
CAMANCHE	4,725	8.27	65,881	13.94	31,341	6.63	38,466	8.14	12.03
CLINTON	32,828	57.47	476,225	14.51	142,661	4.35	207,153	6.31	64.79
DE WITT	4,512	7.90	62,262	13.80	19,350	4.29	68,375	15.15	21.39
LOST NATION	524	.92	1,926	3.68	8,233	15.71	1,497	2.86	.47
WHEATLAND	840	1.47	6,280	7.48	4,383	5.22	3,845	4.58	1.20
SERVED URBAN FOR COUNTY CLINTON	43,881	76.82	613,178	13.97	208,040	4.74	319,719	7.29	100.00

RURAL PATRONS FOR COUNTY CLINTON	POP	PER CENT COUNTY POP	COUNTY DOLLARS	CNTY DOLLARS PER CAP
	10,474	18.34	45,237	4.32

NONLIBRARY INCORP AREAS FOR COUNTY CLINTON	POP	PER CENT COUNTY POP
	2,767	4.84

COUNTY TOTALS FOR COUNTY CLINTON	POP	INCOME	INCOME PER CAP	HOLDINGS	HOLDINGS PER CAP	CIRC	CIRC PER CAP
	57,122	658,415	11.53	208,040	3.64	319,719	5.60

REPORT FOR COUNTY CRAWFORD
POPULATION 18,935

CITY	POP	PERCENT COUNTY POP	TOTAL NON-COUNTY MUNIC INCOME	MUNIC PER CAP	HOLDINGS	HOLDINGS PER CAP	CIRC	CIRC PER CAP	PERCENT COUNTY CIRC
CHARTER OAK	615	3.25	1,179	1.92	6,429	10.45	3,767	6.13	2.46
DENISON	6,675	35.25	114,640	17.17	41,780	6.26	135,425	20.29	88.50
DOW CITY	616	3.25	1,525	2.48	5,020	8.15	1,933	3.14	1.26
MANILLA	1,020	5.39	3,675	3.60	7,613	7.46	5,413	5.31	3.54
SCHLESWIG	868	4.58	5,396	6.22	10,825	12.47	2,934	3.38	1.92
WESTSIDE	387	2.04	1,174	3.03	0	.00	3,548	9.17	2.32
SERVED URBAN FOR COUNTY CRAWFORD	10,181	53.77	127,589	12.53	71,667	7.04	153,020	15.03	100.00

RURAL PATRONS FOR COUNTY CRAWFORD	POP	PER CENT COUNTY POP	COUNTY DOLLARS	CNTY DOLLARS PER CAP
	7,103	37.51	22,000	3.10

NONLIBRARY INCORP AREAS FOR COUNTY CRAWFORD	POP	PER CENT COUNTY POP
	1,651	8.72

COUNTY TOTALS FOR COUNTY CRAWFORD	POP	INCOME	INCOME PER CAP	HOLDINGS	HOLDINGS PER CAP	CIRC	CIRC PER CAP
	18,935	149,589	7.90	71,667	3.78	153,020	8.08

REPORT FOR COUNTY DALLAS
POPULATION 29,513

CITY	POP	PERCENT COUNTY POP	TOTAL NON-COUNTY MUNIC INCOME	MUNIC PER CAP	HOLDINGS	HOLDINGS PER CAP	CIRC	CIRC PER CAP	PERCENT COUNTY CIRC
ADEL	2,846	9.64	30,051	10.56	21,365	7.51	41,807	14.69	14.49
DALLAS CENTER	1,360	4.61	48,309	35.52	14,437	10.62	19,945	14.67	6.91
DE SOTO	1,035	3.51	13,651	13.19	8,033	7.76	9,104	8.80	3.15
DEXTER	678	2.30	6,852	10.11	6,627	9.77	11,291	16.65	3.91
GRANGER	619	2.10	1,722	2.78	2,633	4.25	2,247	3.63	.78
LINDEN	264	.89	500	1.89	51	.19	2,726	10.33	.94
MINBURN	390	1.32	4,296	11.02	5,560	14.26	3,848	9.87	1.33
PERRY	7,053	23.90	140,526	19.92	33,571	4.76	148,126	21.00	51.33
REDFIELD	959	3.25	13,916	14.51	10,795	11.26	11,298	11.78	3.92
VAN METER	747	2.53	15,533	20.79	5,742	7.69	10,138	13.57	3.51
WAUKEE	2,227	7.55	69,656	31.28	7,228	3.25	16,899	7.59	5.86
WOODWARD	1,212	4.11	20,574	16.98	11,237	9.27	11,142	9.19	3.86
SERVED URBAN FOR COUNTY DALLAS	19,390	65.70	365,586	18.85	127,279	6.56	288,571	14.88	100.00

RURAL PATRONS FOR COUNTY	POP	PER CENT COUNTY POP	COUNTY DOLLARS	CNTY DOLLARS PER CAP
DALLAS	9,755	33.05	65,123	6.68

NONLIBRARY INCORP AREAS FOR COUNTY	POP	PER CENT COUNTY POP
DALLAS	368	1.25

COUNTY TOTALS FOR COUNTY	POP	INCOME	INCOME PER CAP	HOLDINGS	HOLDINGS PER CAP	CIRC	CIRC PER CAP
DALLAS	29,513	430,709	14.59	127,279	4.31	288,571	9.78

REPORT FOR COUNTY DAVIS
POPULATION 9,104

CITY	POP	PERCENT COUNTY POP	TOTAL NON-COUNTY MUNIC INCOME	MUNIC PER CAP	HOLDINGS	HOLDINGS PER CAP	CIRC	CIRC PER CAP	PERCENT COUNTY CIRC
BLOOMFIELD	2,849	31.29	41,630	14.61	17,425	6.12	40,062	14.06	100.00
SERVED URBAN FOR COUNTY DAVIS	2,849	31.29	41,630	14.61	17,425	6.12	40,062	14.06	100.00

RURAL PATRONS FOR COUNTY	POP	PER CENT COUNTY POP	COUNTY DOLLARS	CNTY DOLLARS PER CAP
DAVIS	5,589	61.39	13,350	2.39

NONLIBRARY INCORP AREAS FOR COUNTY	POP	PER CENT COUNTY POP
DAVIS	666	7.32

COUNTY TOTALS FOR COUNTY	POP	INCOME	INCOME PER CAP	HOLDINGS	HOLDINGS PER CAP	CIRC	CIRC PER CAP
DAVIS	9,104	54,980	6.04	17,425	1.91	40,062	4.40

REPORT FOR COUNTY DECATUR
POPULATION 9,794

CITY	POP	PERCENT COUNTY POP	TOTAL NON-COUNTY INCOME	MUNIC PER CAP	HOLDINGS	HOLDINGS PER CAP	CIRC	CIRC PER CAP	PERCENT COUNTY CIRC
GARDEN GROVE	297	3.03	30	.10	8,404	28.30	2,029	6.83	3.52
LAMONI	2,705	27.62	8,669	3.20	20,210	7.47	37,071	13.70	64.36
LEON	2,094	21.38	28,446	13.58	17,064	8.15	18,498	8.83	32.12
SERVED URBAN FOR COUNTY DECATUR	5,096	52.03	37,145	7.29	45,678	8.96	57,598	11.30	100.00

RURAL PATRONS FOR COUNTY DECATUR	POP	PER CENT COUNTY POP	COUNTY DOLLARS	CNTY DOLLARS PER CAP
	3,446	35.18	7,593	2.20

NONLIBRARY INCORP AREAS FOR COUNTY DECATUR	POP	PER CENT COUNTY POP
	1,252	12.78

COUNTY TOTALS FOR COUNTY DECATUR	POP	INCOME	INCOME PER CAP	HOLDINGS	HOLDINGS PER CAP	CIRC	CIRC PER CAP
	9,794	44,738	4.57	45,678	4.66	57,598	5.88

REPORT FOR COUNTY DELAWARE
POPULATION 18,933

CITY	POP	PERCENT COUNTY POP	TOTAL NON-COUNTY INCOME	MUNIC PER CAP	HOLDINGS	HOLDINGS PER CAP	CIRC	CIRC PER CAP	PERCENT COUNTY CIRC
COLESBURG	463	2.45	5,650	12.20	9,717	20.99	7,339	15.85	6.18
DELHI	511	2.70	6,578	12.87	12,119	23.72	6,568	12.85	5.53
EARLVILLE	844	4.46	8,281	9.81	8,985	10.65	12,824	15.19	10.80
HOPKINTON	774	4.09	11,184	14.45	9,662	12.48	5,748	7.43	4.84
MANCHESTER	4,942	26.10	101,317	20.50	43,511	8.80	86,238	17.45	72.64
SERVED URBAN FOR COUNTY DELAWARE	7,534	39.79	133,010	17.65	83,994	11.15	118,717	15.76	100.00

RURAL PATRONS FOR COUNTY DELAWARE	POP	PER CENT COUNTY POP	COUNTY DOLLARS	CNTY DOLLARS PER CAP
	9,578	50.59	22,327	2.33

NONLIBRARY INCORP AREAS FOR COUNTY DELAWARE	POP	PER CENT COUNTY POP
	1,821	9.62

COUNTY TOTALS FOR COUNTY DELAWARE	POP	INCOME	INCOME PER CAP	HOLDINGS	HOLDINGS PER CAP	CIRC	CIRC PER CAP
	18,933	155,337	8.20	83,994	4.44	118,717	6.27

REPORT FOR COUNTY DES MOINES
POPULATION 46,203

CITY	POP	PERCENT COUNTY POP	TOTAL NON-COUNTY MUNIC INCOME	MUNIC PER CAP	HOLDINGS	HOLDINGS PER CAP	CIRC	CIRC PER CAP	PERCENT COUNTY CIRC
BURLINGTON	29,529	63.91	601,795	20.38	84,597	2.86	304,193	10.30	94.92
MEDIAPOLIS	1,685	3.65	10,249	6.08	32,679	19.39	16,282	9.66	5.08
SERVED URBAN FOR COUNTY DES MOINES	31,214	67.56	612,044	19.61	117,276	3.76	320,475	10.27	100.00

RURAL PATRONS FOR COUNTY DES MOINES	POP	PER CENT COUNTY POP	COUNTY DOLLARS	CNTY DOLLARS PER CAP
	13,007	28.15	33,622	2.58

NONLIBRARY INCORP AREAS FOR COUNTY DES MOINES	POP	PER CENT COUNTY POP
	1,982	4.29

COUNTY TOTALS FOR COUNTY DES MOINES	POP	INCOME	INCOME PER CAP	HOLDINGS	HOLDINGS PER CAP	CIRC	CIRC PER CAP
	46,203	645,666	13.97	117,276	2.54	320,475	6.94

REPORT FOR COUNTY DICKINSON
POPULATION 15,629

CITY	POP	PERCENT COUNTY POP	TOTAL NON-COUNTY MUNIC INCOME	MUNIC PER CAP	HOLDINGS	HOLDINGS PER CAP	CIRC	CIRC PER CAP	PERCENT COUNTY CIRC
ARNOLDS PARK	1,051	6.72	12,855	12.23	10,878	10.35	12,117	11.53	11.93
LAKE PARK	1,123	7.19	10,640	9.47	6,295	5.61	5,364	4.78	5.28
MILFORD	2,076	13.28	30,540	14.71	15,429	7.43	16,144	7.78	15.90
SPIRIT LAKE	3,976	25.44	423,561	106.53	23,834	5.99	62,215	15.65	61.28
TERRIL	420	2.69	9,283	22.10	16,212	38.60	5,692	13.55	5.61
SERVED URBAN FOR COUNTY DICKINSON	8,646	55.32	486,879	56.31	72,648	8.40	101,532	11.74	100.00

RURAL PATRONS FOR COUNTY DICKINSON	POP	PER CENT COUNTY POP	COUNTY DOLLARS	CNTY DOLLARS PER CAP
	4,883	31.24	30,000	6.14

NONLIBRARY INCORP AREAS FOR COUNTY DICKINSON	POP	PER CENT COUNTY POP
	2,100	13.44

COUNTY TOTALS FOR COUNTY DICKINSON	POP	INCOME	INCOME PER CAP	HOLDINGS	HOLDINGS PER CAP	CIRC	CIRC PER CAP
	15,629	516,879	33.07	72,648	4.65	101,532	6.50

REPORT FOR COUNTY DUBUQUE
POPULATION 93,745

CITY	POP	PERCENT COUNTY POP	TOTAL NON-COUNTY MUNIC INCOME	MUNIC PER CAP	HOLDINGS	HOLDINGS PER CAP	CIRC	CIRC PER CAP	PERCENT COUNTY CIRC
CASCADE	1,912	2.04	24,356	12.74	15,779	8.25	22,608	11.82	3.55
DUBUQUE	62,321	66.48	1,293,974	20.76	207,233	3.33	465,565	7.47	73.02
DYERSVILLE	3,825	4.08	60,610	15.85	23,916	6.25	48,675	12.73	7.63
SERVED URBAN FOR COUNTY DUBUQUE	68,058	72.60	1,378,940	20.26	246,928	3.63	536,848	7.89	84.21
COUNTY LIBRARY DUBUQUE COUNTY LIBRARY	20,199	21.55	215,536	10.67	42,126	2.09	100,696	4.99	15.79
NONLIBRARY INCORP AREAS FOR COUNTY DUBUQUE	POP 5,488	PER CENT COUNTY POP 5.85							
COUNTY TOTALS FOR COUNTY DUBUQUE	POP 93,745		INCOME 1,604,476	INCOME PER CAP 17.12	HOLDINGS 289,054	HOLDINGS PER CAP 3.08	CIRC 637,544	CIRC PER CAP 6.80	

REPORT FOR COUNTY EMMET
POPULATION 13,336

CITY	POP	PERCENT COUNTY POP	TOTAL NON-COUNTY MUNIC INCOME	MUNIC PER CAP	HOLDINGS	HOLDINGS PER CAP	CIRC	CIRC PER CAP	PERCENT COUNTY CIRC
ARMSTRONG	1,153	8.65	6,592	5.72	16,789	14.56	16,629	14.42	16.49
ESTHERVILLE	7,518	56.37	142,105	18.90	51,592	6.86	78,652	10.46	78.00
RINGSTED	557	4.18	5,814	10.44	8,938	16.05	5,551	9.97	5.51
SERVED URBAN FOR COUNTY EMMET	9,228	69.20	154,511	16.74	77,319	8.38	100,832	10.93	100.00
RURAL PATRONS FOR COUNTY EMMET	POP 3,582	PER CENT COUNTY POP 26.86	COUNTY DOLLARS 18,000	CNTY DOLLARS PER CAP 5.03					
NONLIBRARY INCORP AREAS FOR COUNTY EMMET	POP 526	PER CENT COUNTY POP 3.94							
COUNTY TOTALS FOR COUNTY EMMET	POP 13,336		INCOME 172,511	INCOME PER CAP 12.94	HOLDINGS 77,319	HOLDINGS PER CAP 5.80	CIRC 100,832	CIRC PER CAP 7.56	

REPORT FOR COUNTY FAYETTE
POPULATION 25,488

CITY	POP	PERCENT COUNTY POP	TOTAL NON-COUNTY MUNIC INCOME	MUNIC PER CAP	HOLDINGS	HOLDINGS PER CAP	CIRC	CIRC PER CAP	PERCENT COUNTY CIRC
ARLINGTON	498	1.95	8,505	17.08	5,755	11.56	10,059	20.20	4.42
CLERMONT	602	2.36	5,880	9.77	6,202	10.30	10,018	16.64	4.41
ELGIN	702	2.75	13,300	18.95	9,857	14.04	23,807	33.91	10.47
FAYETTE	1,515	5.94	23,506	15.52	18,946	12.51	12,454	8.22	5.48
HAWKEYE	512	2.01	8,859	17.30	8,840	17.27	7,335	14.33	3.23
MAYNARD	561	2.20	8,559	15.26	4,865	8.67	8,019	14.29	3.53
OELWEIN	7,564	29.68	138,466	18.31	43,660	5.77	106,751	14.11	46.95
WADENA	230	.90	13,973	60.75	8,018	34.86	5,672	24.66	2.49
WAUCOMA	308	1.21	8,903	28.91	8,776	28.49	5,377	17.46	2.36
WEST UNION	2,783	10.92	39,174	14.08	29,830	10.72	33,070	11.88	14.54
WESTGATE	263	1.03	2,850	10.84	2,423	9.21	4,806	18.27	2.11
SERVED URBAN FOR COUNTY FAYETTE	15,538	60.96	271,975	17.50	147,172	9.47	227,368	14.63	100.00

RURAL PATRONS FOR COUNTY FAYETTE	POP	PER CENT COUNTY POP	COUNTY DOLLARS	CNTY DOLLARS PER CAP
	9,575	37.57	37,499	3.92

NONLIBRARY INCORP AREAS FOR COUNTY FAYETTE	POP	PER CENT COUNTY POP
	375	1.47

COUNTY TOTALS FOR COUNTY FAYETTE	POP	INCOME	INCOME PER CAP	HOLDINGS	HOLDINGS PER CAP	CIRC	CIRC PER CAP
	25,488	309,474	12.14	147,172	5.77	227,368	8.92

REPORT FOR COUNTY FLOYD
POPULATION 19,597

CITY	POP	PERCENT COUNTY POP	TOTAL NON-COUNTY MUNIC INCOME	MUNIC PER CAP	HOLDINGS	HOLDINGS PER CAP	CIRC	CIRC PER CAP	PERCENT COUNTY CIRC
CHARLES CITY	8,778	44.79	151,057	17.21	37,440	4.27	113,032	12.88	67.97
MARBLE ROCK	419	2.14	7,251	17.31	5,057	12.07	5,295	12.64	3.18
NORA SPRINGS	1,572	8.02	8,986	5.72	15,985	10.17	17,093	10.87	10.28
ROCKFORD	1,012	5.16	12,820	12.67	8,842	8.74	16,761	16.56	10.08
RUDD	460	2.35	2,624	5.70	6,740	14.65	14,107	30.67	8.48
SERVED URBAN FOR COUNTY FLOYD	12,241	62.46	182,738	14.93	74,064	6.05	166,288	13.58	100.00

RURAL PATRONS FOR COUNTY FLOYD	POP	PER CENT COUNTY POP	COUNTY DOLLARS	CNTY DOLLARS PER CAP
	6,857	34.99	70,500	10.28

NONLIBRARY INCORP AREAS FOR COUNTY FLOYD	POP	PER CENT COUNTY POP
	499	2.55

COUNTY TOTALS FOR COUNTY FLOYD	POP	INCOME	INCOME PER CAP	HOLDINGS	HOLDINGS PER CAP	CIRC	CIRC PER CAP
	19,597	253,238	12.92	74,064	3.78	166,288	8.49.

REPORT FOR COUNTY FRANKLIN
POPULATION 13,036

CITY	POP	PERCENT COUNTY POP	TOTAL NON-COUNTY INCOME	MUNIC PER CAP	HOLDINGS	HOLDINGS PER CAP	CIRC	CIRC PER CAP	PERCENT COUNTY CIRC
ALEXANDER	190	1.46	6,440	33.89	10,984	57.81	7,647	40.25	5.88
COULTER	264	2.03	3,219	12.19	7,524	28.50	13,840	52.42	10.64
HAMPTON	4,630	35.52	77,788	16.80	33,226	7.18	69,834	15.08	53.69
SHEFFIELD	1,224	9.39	22,886	18.70	12,884	10.53	38,742	31.65	29.79
SERVED URBAN FOR COUNTY FRANKLIN	6,308	48.39	110,333	17.49	64,618	10.24	130,063	20.62	100.00

	POP	PER CENT COUNTY POP	COUNTY DOLLARS	CNTY DOLLARS PER CAP
RURAL PATRONS FOR COUNTY FRANKLIN	5,614	43.07	82,999	14.78

	POP	PER CENT COUNTY POP
NONLIBRARY INCORP AREAS FOR COUNTY FRANKLIN	1,114	8.55

	POP	INCOME	INCOME PER CAP	HOLDINGS	HOLDINGS PER CAP	CIRC	CIRC PER CAP
COUNTY TOTALS FOR COUNTY FRANKLIN	13,036	193,332	14.83	64,618	4.96	130,063	9.98

REPORT FOR COUNTY FREMONT
POPULATION 9,401

CITY	POP	PERCENT COUNTY POP	TOTAL NON-COUNTY INCOME	MUNIC PER CAP	HOLDINGS	HOLDINGS PER CAP	CIRC	CIRC PER CAP	PERCENT COUNTY CIRC
SIDNEY	1,308	13.91	42	.03	6,216	4.75	5,693	4.35	56.65
TABOR	1,088	11.57	1,869	1.72	13,044	11.99	4,357	4.00	43.35
SERVED URBAN FOR COUNTY FREMONT	2,396	25.49	1,911	.80	19,260	8.04	10,050	4.19	100.00

	POP	PER CENT COUNTY POP	COUNTY DOLLARS	CNTY DOLLARS PER CAP
RURAL PATRONS FOR COUNTY FREMONT	3,952	42.04	8,876	2.25

	POP	PER CENT COUNTY POP
NONLIBRARY INCORP AREAS FOR COUNTY FREMONT	3,053	32.48

	POP	INCOME	INCOME PER CAP	HOLDINGS	HOLDINGS PER CAP	CIRC	CIRC PER CAP
COUNTY TOTALS FOR COUNTY FREMONT	9,401	10,787	1.15	19,260	2.05	10,050	1.07

REPORT FOR COUNTY GREENE
POPULATION 12,119

CITY	POP	PERCENT COUNTY POP	TOTAL NON-COUNTY MUNIC INCOME	MUNIC PER CAP	HOLDINGS	HOLDINGS PER CAP	CIRC	CIRC PER CAP	PERCENT COUNTY CIRC
CHURDAN	540	4.46	21,203	39.26	12,988	24.05	20,460	37.89	16.53
GRAND JUNCTION	970	8.00	126,418	130.33	9,768	10.07	8,501	8.76	6.87
JEFFERSON	4,854	40.05	142,514	29.36	33,869	6.98	79,962	16.47	64.61
PATON	291	2.40	5,137	17.65	13,076	44.93	7,693	26.44	6.22
RIPPEY	304	2.51	4,534	14.91	12,037	39.60	7,144	23.50	5.77
SERVED URBAN FOR COUNTY GREENE	6,959	57.42	299,806	43.08	81,738	11.75	123,760	17.78	100.00

RURAL PATRONS FOR COUNTY GREENE	POP	PER CENT COUNTY POP	COUNTY DOLLARS	CNTY DOLLARS PER CAP
	4,296	35.45	35,866	8.35

NONLIBRARY INCORP AREAS FOR COUNTY GREENE	POP	PER CENT COUNTY POP
	864	7.13

COUNTY TOTALS FOR COUNTY GREENE	POP	INCOME	INCOME PER CAP	HOLDINGS	HOLDINGS PER CAP	CIRC	CIRC PER CAP
	12,119	335,672	27.70	81,738	6.74	123,760	10.21

REPORT FOR COUNTY GRUNDY
POPULATION 14,366

CITY	POP	PERCENT COUNTY POP	TOTAL NON-COUNTY MUNIC INCOME	MUNIC PER CAP	HOLDINGS	HOLDINGS PER CAP	CIRC	CIRC PER CAP	PERCENT COUNTY CIRC
BEAMAN	219	1.52	39,286	179.39	6,595	30.11	8,101	36.99	5.14
CONRAD	1,133	7.89	46,493	41.04	19,450	17.17	34,026	30.03	21.58
DIKE	987	6.87	7,377	7.47	7,767	7.87	16,434	16.65	10.42
GRUNDY CENTER	2,880	20.05	42,848	14.88	22,321	7.75	51,602	17.92	32.73
REINBECK	1,808	12.59	67,288	37.22	14,239	7.88	32,120	17.77	20.37
WELLSBURG	761	5.30	8,413	11.06	11,006	14.46	15,379	20.21	9.75
SERVED URBAN FOR COUNTY GRUNDY	7,788	54.21	211,705	27.18	81,378	10.45	157,662	20.24	100.00

RURAL PATRONS FOR COUNTY GRUNDY	POP	PER CENT COUNTY POP	COUNTY DOLLARS	CNTY DOLLARS PER CAP
	5,964	41.51	75,383	12.64

NONLIBRARY INCORP AREAS FOR COUNTY GRUNDY	POP	PER CENT COUNTY POP
	614	4.27

COUNTY TOTALS FOR COUNTY GRUNDY	POP	INCOME	INCOME PER CAP	HOLDINGS	HOLDINGS PER CAP	CIRC	CIRC PER CAP
	14,366	287,088	19.98	81,378	5.66	157,662	10.97

REPORT FOR COUNTY GUTHRIE
POPULATION 11,983

CITY	POP	PERCENT COUNTY POP	TOTAL NON-COUNTY INCOME	MUNIC PER CAP	HOLDINGS	HOLDINGS PER CAP	CIRC	CIRC PER CAP	PERCENT COUNTY CIRC
BAGLEY	370	3.09	3,220	8.70	7,317	19.78	3,181	8.60	2.53
BAYARD	637	5.32	24,482	38.43	13,779	21.63	17,458	27.41	13.89
CASEY	473	3.95	2,405	5.08	8,158	17.25	7,838	16.57	6.24
GUTHRIE CENTER	1,713	14.30	32,797	19.15	23,241	13.57	38,839	22.67	30.91
JAMAICA	275	2.29	1,785	6.49	5,718	20.79	4,798	17.45	3.82
MENLO	410	3.42	3,862	9.42	10,109	24.66	8,748	21.34	6.96
PANORA	1,211	10.11	11,854	9.79	12,739	10.52	21,935	18.11	17.46
STUART	1,650	13.77	11,950	7.24	20,520	12.44	22,854	13.85	18.19
SERVED URBAN FOR COUNTY GUTHRIE	6,739	56.24	92,355	13.70	101,581	15.07	125,651	18.65	100.00

RURAL PATRONS FOR COUNTY GUTHRIE	POP	PER CENT COUNTY POP	COUNTY DOLLARS	CNTY DOLLARS PER CAP
	4,945	41.27	60,196	12.17

NONLIBRARY INCORP AREAS FOR COUNTY GUTHRIE	POP	PER CENT COUNTY POP
	299	2.50

COUNTY TOTALS FOR COUNTY GUTHRIE	POP	INCOME	INCOME PER CAP	HOLDINGS	HOLDINGS PER CAP	CIRC	CIRC PER CAP
	11,983	152,551	12.73	101,581	8.48	125,651	10.49

REPORT FOR COUNTY HAMILTON
POPULATION 17,862

CITY	POP	PERCENT COUNTY POP	TOTAL NON-COUNTY INCOME	MUNIC PER CAP	HOLDINGS	HOLDINGS PER CAP	CIRC	CIRC PER CAP	PERCENT COUNTY CIRC
ELLSWORTH	480	2.69	8,630	17.98	8,684	18.09	7,383	15.38	5.29
JEWELL	1,145	6.41	17,298	15.11	10,463	9.14	13,092	11.43	9.37
STANHOPE	492	2.75	7,724	15.70	6,511	13.23	5,486	11.15	3.93
STRATFORD	806	4.51	6,473	8.03	4,256	5.28	7,195	8.93	5.15
WEBSTER CITY	8,572	47.99	207,688	24.23	50,299	5.87	97,019	11.32	69.46
WILLIAMS	410	2.30	7,313	17.84	8,366	20.40	9,508	23.19	6.81
SERVED URBAN FOR COUNTY HAMILTON	11,905	66.65	255,126	21.43	88,579	7.44	139,683	11.73	100.00

RURAL PATRONS FOR COUNTY HAMILTON	POP	PER CENT COUNTY POP	COUNTY DOLLARS	CNTY DOLLARS PER CAP
	5,304	29.69	43,232	8.15

NONLIBRARY INCORP AREAS FOR COUNTY HAMILTON	POP	PER CENT COUNTY POP
	653	3.66

COUNTY TOTALS FOR COUNTY HAMILTON	POP	INCOME	INCOME PER CAP	HOLDINGS	HOLDINGS PER CAP	CIRC	CIRC PER CAP
	17,862	298,358	16.70	88,579	4.96	139,683	7.82

REPORT FOR COUNTY HANCOCK
POPULATION 13,833

CITY	POP	PERCENT COUNTY POP	TOTAL NON-COUNTY MUNIC INCOME	PER CAP	HOLDINGS	HOLDINGS PER CAP	CIRC	CIRC PER CAP	PERCENT COUNTY CIRC
BRITT	2,185	15.80	15,990	7.32	20,739	9.49	19,924	9.12	24.00
CORWITH	480	3.47	3,571	7.44	7,692	16.03	7,908	16.48	9.53
GARNER	2,908	21.02	83,090	28.57	21,063	7.24	31,516	10.84	37.96
KANAWHA	756	5.47	5,477	7.24	9,832	13.01	10,060	13.31	12.12
KLEMME	620	4.48	13,464	21.72	8,411	13.57	8,498	13.71	10.24
WODEN	287	2.07	3,208	11.18	4,476	15.60	5,110	17.80	6.16
SERVED URBAN FOR COUNTY HANCOCK	7,236	52.31	124,800	17.25	72,213	9.98	83,016	11.47	100.00

RURAL PATRONS FOR COUNTY HANCOCK	POP	PER CENT COUNTY POP	COUNTY DOLLARS	CNTY DOLLARS PER CAP
	5,763	41.66	57,999	10.06

NONLIBRARY INCORP AREAS FOR COUNTY HANCOCK	POP	PER CENT COUNTY POP
	834	6.03

COUNTY TOTALS FOR COUNTY HANCOCK	POP	INCOME	INCOME PER CAP	HOLDINGS	HOLDINGS PER CAP	CIRC	CIRC PER CAP
	13,833	182,799	13.21	72,213	5.22	83,016	6.00

REPORT FOR COUNTY HARDIN
POPULATION 21,776

CITY	POP	PERCENT COUNTY POP	TOTAL NON-COUNTY MUNIC INCOME	PER CAP	HOLDINGS	HOLDINGS PER CAP	CIRC	CIRC PER CAP	PERCENT COUNTY CIRC
ACKLEY	1,900	8.73	15,726	8.28	13,205	6.95	18,582	9.78	6.74
ALDEN	953	4.38	15,998	16.79	8,384	8.80	24,234	25.43	8.79
ELDORA	3,063	14.07	59,419	19.40	22,737	7.42	50,117	16.36	18.18
HUBBARD	852	3.91	17,461	20.49	15,412	18.09	25,852	30.34	9.38
IOWA FALLS	6,174	28.35	111,595	18.07	51,248	8.30	86,255	13.97	31.30
RADCLIFFE	593	2.72	16,912	28.52	9,267	15.63	19,746	33.30	7.16
STEAMBOAT ROCK	387	1.78	5,026	12.99	11,637	30.07	13,108	33.87	4.76
UNION	515	2.36	20,386	39.58	20,843	40.47	37,703	73.21	13.68
SERVED URBAN FOR COUNTY HARDIN	14,437	66.30	262,523	18.18	152,733	10.58	275,597	19.09	100.00

RURAL PATRONS FOR COUNTY HARDIN	POP	PER CENT COUNTY POP	COUNTY DOLLARS	CNTY DOLLARS PER CAP
	6,772	31.10	111,513	16.47

NONLIBRARY INCORP AREAS FOR COUNTY HARDIN	POP	PER CENT COUNTY POP
	567	2.60

COUNTY TOTALS FOR COUNTY HARDIN	POP	INCOME	INCOME PER CAP	HOLDINGS	HOLDINGS PER CAP	CIRC	CIRC PER CAP
	21,776	374,036	17.18	152,733	7.01	275,597	12.66

REPORT FOR COUNTY HARRISON
POPULATION 16,348

CITY	POP	PERCENT COUNTY POP	TOTAL NON-COUNTY MUNIC INCOME	MUNIC PER CAP	HOLDINGS	HOLDINGS PER CAP	CIRC	CIRC PER CAP	PERCENT COUNTY CIRC
DUNLAP	1,374	8.40	9,330	6.79	12,050	8.77	18,927	13.78	20.33
LOGAN	1,540	9.42	27,966	18.16	14,207	9.23	28,319	18.39	30.41
MISSOURI VALLEY	3,107	19.01	50,928	16.39	23,515	7.57	22,763	7.33	24.45
MODALE	373	2.28	5,847	15.68	7,785	20.87	3,184	8.54	3.42
MONDAMIN	423	2.59	1,138	2.69	10,296	24.34	6,971	16.48	7.49
WOODBINE	1,463	8.95	30,355	20.75	18,208	12.45	12,952	8.85	13.91
SERVED URBAN FOR COUNTY HARRISON	8,280	50.65	125,564	15.16	86,061	10.39	93,116	11.25	100.00

RURAL PATRONS FOR COUNTY HARRISON	POP	PER CENT COUNTY POP	COUNTY DOLLARS	CNTY DOLLARS PER CAP
	6,948	42.50	22,674	3.26

NONLIBRARY INCORP AREAS FOR COUNTY HARRISON	POP	PER CENT COUNTY POP
	1,120	6.85

COUNTY TOTALS FOR COUNTY HARRISON	POP	INCOME	INCOME PER CAP	HOLDINGS	HOLDINGS PER CAP	CIRC	CIRC PER CAP
	16,348	148,238	9.07	86,061	5.26	93,116	5.70

REPORT FOR COUNTY HENRY
POPULATION 18,890

CITY	POP	PERCENT COUNTY POP	TOTAL NON-COUNTY MUNIC INCOME	MUNIC PER CAP	HOLDINGS	HOLDINGS PER CAP	CIRC	CIRC PER CAP	PERCENT COUNTY CIRC
HILLSBORO	208	1.10	1,290	6.20	3,555	17.09	2,586	12.43	1.63
MOUNT PLEASANT	7,322	38.76	156,700	21.40	42,483	5.80	95,574	13.05	60.06
NEW LONDON	2,043	10.82	62,635	30.66	22,722	11.12	37,100	18.16	23.31
SALEM	463	2.45	2,637	5.70	8,368	18.07	9,138	19.74	5.74
WINFIELD	1,042	5.52	12,963	12.44	915	.88	14,739	14.14	9.26
SERVED URBAN FOR COUNTY HENRY	11,078	58.64	236,225	21.32	78,043	7.04	159,137	14.37	100.00

RURAL PATRONS FOR COUNTY HENRY	POP	PER CENT COUNTY POP	COUNTY DOLLARS	CNTY DOLLARS PER CAP
	6,577	34.82	25,517	3.88

NONLIBRARY INCORP AREAS FOR COUNTY HENRY	POP	PER CENT COUNTY POP
	1,235	6.54

COUNTY TOTALS FOR COUNTY HENRY	POP	INCOME	INCOME PER CAP	HOLDINGS	HOLDINGS PER CAP	CIRC	CIRC PER CAP
	18,890	261,742	13.86	78,043	4.13	159,137	8.42

REPORT FOR COUNTY HOWARD
POPULATION 11,114

CITY	POP	PERCENT COUNTY POP	TOTAL NON-COUNTY MUNIC INCOME	MUNIC PER CAP	HOLDINGS	HOLDINGS PER CAP	CIRC	CIRC PER CAP	PERCENT COUNTY CIRC
CRESCO	3,860	34.73	72,286	18.73	27,958	7.24	64,725	16.77	78.47
ELMA	714	6.42	7,612	10.66	10,165	14.24	6,019	8.43	7.30
LIME SPRINGS	476	4.28	8,974	18.85	6,337	13.31	11,737	24.66	14.23
SERVED URBAN FOR COUNTY HOWARD	5,050	45.44	88,872	17.60	44,460	8.80	82,481	16.33	100.00

RURAL PATRONS FOR COUNTY HOWARD	POP	PER CENT COUNTY POP	COUNTY DOLLARS	CNTY DOLLARS PER CAP
	5,165	46.47	14,071	2.72

NONLIBRARY INCORP AREAS FOR COUNTY HOWARD	POP	PER CENT COUNTY POP
	899	8.09

COUNTY TOTALS FOR COUNTY HOWARD	POP	INCOME	INCOME PER CAP	HOLDINGS	HOLDINGS PER CAP	CIRC	CIRC PER CAP
	11,114	102,943	9.26	44,460	4.00	82,481	7.42

REPORT FOR COUNTY HUMBOLDT
POPULATION 12,246

CITY	POP	PERCENT COUNTY POP	TOTAL NON-COUNTY MUNIC INCOME	MUNIC PER CAP	HOLDINGS	HOLDINGS PER CAP	CIRC	CIRC PER CAP	PERCENT COUNTY CIRC
BODE	406	3.32	5,159	12.71	4,961	12.22	20,011	49.29	16.15
HUMBOLDT	4,794	39.15	224,743	46.88	29,593	6.17	75,161	15.68	60.64
LIVERMORE	490	4.00	12,930	26.39	8,296	16.93	15,016	30.64	12.12
RENWICK	410	3.35	10,963	26.74	12,683	30.93	13,757	33.55	11.10
SERVED URBAN FOR COUNTY HUMBOLDT	6,100	49.81	253,795	41.61	55,533	9.10	123,945	20.32	100.00

RURAL PATRONS FOR COUNTY HUMBOLDT	POP	PER CENT COUNTY POP	COUNTY DOLLARS	CNTY DOLLARS PER CAP
	4,887	39.91	30,417	6.22

NONLIBRARY INCORP AREAS FOR COUNTY HUMBOLDT	POP	PER CENT COUNTY POP
	1,259	10.28

COUNTY TOTALS FOR COUNTY HUMBOLDT	POP	INCOME	INCOME PER CAP	HOLDINGS	HOLDINGS PER CAP	CIRC	CIRC PER CAP
	12,246	284,212	23.21	55,533	4.53	123,945	10.12

REPORT FOR COUNTY IDA
POPULATION 8,908

CITY	POP	PERCENT COUNTY POP	TOTAL NON-COUNTY MUNIC INCOME	MUNIC PER CAP	HOLDINGS	HOLDINGS PER CAP	CIRC	CIRC PER CAP	PERCENT COUNTY CIRC
ARTHUR	288	3.23	2,358	8.19	3,444	11.96	2,069	7.18	2.54
BATTLE CREEK	919	10.32	4,331	4.71	9,901	10.77	13,761	14.97	16.93
GALVA	420	4.71	6,176	14.70	6,242	14.86	4,687	11.16	5.77
HOLSTEIN	1,477	16.58	32,749	22.17	18,558	12.56	35,200	23.83	43.30
IDA GROVE	2,285	25.65	31,391	13.74	14,154	6.19	25,580	11.19	31.46
SERVED URBAN FOR COUNTY IDA	5,389	60.50	77,005	14.29	52,299	9.70	81,297	15.09	100.00

RURAL PATRONS FOR COUNTY IDA	POP	PER CENT COUNTY POP	COUNTY DOLLARS	CNTY DOLLARS PER CAP
	3,519	39.50	20,000	5.68

NONLIBRARY INCORP AREAS FOR COUNTY IDA	POP	PER CENT COUNTY POP
	0	------

COUNTY TOTALS FOR COUNTY IDA	POP	INCOME	INCOME PER CAP	HOLDINGS	HOLDINGS PER CAP	CIRC	CIRC PER CAP
	8,908	97,005	10.89	52,299	5.87	81,297	9.13

REPORT FOR COUNTY IOWA
POPULATION 15,429

CITY	POP	PERCENT COUNTY POP	TOTAL NON-COUNTY MUNIC INCOME	MUNIC PER CAP	HOLDINGS	HOLDINGS PER CAP	CIRC	CIRC PER CAP	PERCENT COUNTY CIRC
MARENGO	2,308	14.96	29,106	12.61	14,075	6.10	34,251	14.84	34.10
NORTH ENGLISH	990	6.42	16,723	16.89	15,843	16.00	17,555	17.73	17.48
VICTOR	1,046	6.78	147,598	141.11	25,920	24.78	10,947	10.47	10.90
WILLIAMSBURG	2,033	13.18	23,249	11.44	24,631	12.12	37,678	18.53	37.52
SERVED URBAN FOR COUNTY IOWA	6,377	41.33	216,676	33.98	80,469	12.62	100,431	15.75	100.00

RURAL PATRONS FOR COUNTY IOWA	POP	PER CENT COUNTY POP	COUNTY DOLLARS	CNTY DOLLARS PER CAP
	8,512	55.17	47,977	5.64

NONLIBRARY INCORP AREAS FOR COUNTY IOWA	POP	PER CENT COUNTY POP
	540	3.50

COUNTY TOTALS FOR COUNTY IOWA	POP	INCOME	INCOME PER CAP	HOLDINGS	HOLDINGS PER CAP	CIRC	CIRC PER CAP
	15,429	264,653	17.15	80,469	5.22	100,431	6.51

REPORT FOR COUNTY JACKSON
POPULATION 22,503

CITY	POP	PERCENT COUNTY POP	TOTAL NON-COUNTY INCOME	MUNIC PER CAP	HOLDINGS	HOLDINGS PER CAP	CIRC	CIRC PER CAP	PERCENT COUNTY CIRC
BELLEVUE	2,450	10.89	51,942	21.20	17,335	7.08	43,345	17.69	29.94
MAQUOKETA	6,313	28.05	295,871	46.87	26,188	4.15	72,255	11.45	49.90
PRESTON	1,120	4.98	10,498	9.37	12,121	10.82	18,201	16.25	12.57
SABULA	824	3.66	18,966	23.02	10,082	12.24	10,987	13.33	7.59
SERVED URBAN FOR COUNTY JACKSON	10,707	47.58	377,277	35.24	65,726	6.14	144,788	13.52	100.00

RURAL PATRONS FOR COUNTY JACKSON	POP	PER CENT COUNTY POP	COUNTY DOLLARS	CNTY DOLLARS PER CAP
	9,574	42.55	40,033	4.18

NONLIBRARY INCORP AREAS FOR COUNTY JACKSON	POP	PER CENT COUNTY POP
	2,222	9.87

COUNTY TOTALS FOR COUNTY JACKSON	POP	INCOME	INCOME PER CAP	HOLDINGS	HOLDINGS PER CAP	CIRC	CIRC PER CAP
	22,503	417,310	18.54	65,726	2.92	144,788	6.43

REPORT FOR COUNTY JASPER
POPULATION 36,425

CITY	POP	PERCENT COUNTY POP	TOTAL NON-COUNTY INCOME	MUNIC PER CAP	HOLDINGS	HOLDINGS PER CAP	CIRC	CIRC PER CAP	PERCENT COUNTY CIRC
COLFAX	2,211	6.07	17,799	8.05	7,164	3.24	8,321	3.76	4.71
NEWTON	15,292	41.98	253,678	16.59	78,750	5.15	168,478	11.02	95.29
SERVED URBAN FOR COUNTY JASPER	17,503	48.05	271,477	15.51	85,914	4.91	176,799	10.10	100.00

RURAL PATRONS FOR COUNTY JASPER	POP	PER CENT COUNTY POP	COUNTY DOLLARS	CNTY DOLLARS PER CAP
	11,983	32.90	0	.00

NONLIBRARY INCORP AREAS FOR COUNTY JASPER	POP	PER CENT COUNTY POP
	6,939	19.05

COUNTY TOTALS FOR COUNTY JASPER	POP	INCOME	INCOME PER CAP	HOLDINGS	HOLDINGS PER CAP	CIRC	CIRC PER CAP
	36,425	271,477	7.45	85,914	2.36	176,799	4.85

REPORT FOR COUNTY JEFFERSON
POPULATION 16,316

CITY	POP	PERCENT COUNTY POP	TOTAL NON-COUNTY MUNIC INCOME	MUNIC PER CAP	HOLDINGS	HOLDINGS PER CAP	CIRC	CIRC PER CAP	PERCENT COUNTY CIRC
BATAVIA	525	3.22	1,131	2.15	6,180	11.77	5,313	10.12	2.33
FAIRFIELD	9,428	57.78	229,828	24.38	71,100	7.54	217,779	23.10	95.35
PACKWOOD	210	1.29	1,278	6.09	5,262	25.06	5,312	25.30	2.33
SERVED URBAN FOR COUNTY JEFFERSON	10,163	62.29	232,237	22.85	82,542	8.12	228,404	22.47	100.00

RURAL PATRONS FOR COUNTY JEFFERSON	POP	PER CENT COUNTY POP	COUNTY DOLLARS	CNTY DOLLARS PER CAP
	5,450	33.40	41,300	7.58

NONLIBRARY INCORP AREAS FOR COUNTY JEFFERSON	POP	PER CENT COUNTY POP
	703	4.31

COUNTY TOTALS FOR COUNTY JEFFERSON	POP	INCOME	INCOME PER CAP	HOLDINGS	HOLDINGS PER CAP	CIRC	CIRC PER CAP
	16,316	273,537	16.76	82,542	5.06	228,404	14.00

REPORT FOR COUNTY JOHNSON
POPULATION 81,717

CITY	POP	PERCENT COUNTY POP	TOTAL NON-COUNTY MUNIC INCOME	MUNIC PER CAP	HOLDINGS	HOLDINGS PER CAP	CIRC	CIRC PER CAP	PERCENT COUNTY CIRC
CORALVILLE	7,687	9.41	307,523	40.01	61,033	7.94	155,376	20.21	15.26
IOWA CITY	50,508	61.81	1,557,883	30.84	174,974	3.46	828,239	16.40	81.34
NORTH LIBERTY	2,046	2.50	51,195	25.02	14,065	6.87	20,923	10.23	2.05
OXFORD	676	.83	2,131	3.15	9,183	13.58	4,155	6.15	.41
SOLON	969	1.19	19,422	20.04	10,098	10.42	9,578	9.88	.94
SERVED URBAN FOR COUNTY JOHNSON	61,886	75.73	1,938,154	31.32	269,353	4.35	1,018,271	16.45	100.00

RURAL PATRONS FOR COUNTY JOHNSON	POP	PER CENT COUNTY POP	COUNTY DOLLARS	CNTY DOLLARS PER CAP
	15,847	19.39	179,785	11.35

NONLIBRARY INCORP AREAS FOR COUNTY JOHNSON	POP	PER CENT COUNTY POP
	3,984	4.88

COUNTY TOTALS FOR COUNTY JOHNSON	POP	INCOME	INCOME PER CAP	HOLDINGS	HOLDINGS PER CAP	CIRC	CIRC PER CAP
	81,717	2,117,939	25.92	269,353	3.30	1,018,271	12.46

REPORT FOR COUNTY JONES
POPULATION 20,401

CITY	POP	PERCENT COUNTY POP	TOTAL NON-COUNTY INCOME	MUNIC PER CAP	HOLDINGS	HOLDINGS PER CAP	CIRC	CIRC PER CAP	PERCENT COUNTY CIRC
ANAMOSA	4,958	24.30	38,327	7.73	16,848	3.40	25,391	5.12	25.68
MARTELLE	316	1.55	5,379	17.02	6,112	19.34	2,762	8.74	2.79
MONTICELLO	3,641	17.85	54,781	15.05	19,673	5.40	38,703	10.63	39.15
MORLEY	94	.46	1,103	11.73	11,243	119.61	6,998	74.45	7.08
OLIN	735	3.60	4,489	6.11	8,517	11.59	3,875	5.27	3.92
OXFORD JUNCTION	600	2.94	6,550	10.92	9,035	15.06	7,548	12.58	7.64
WYOMING	702	3.44	7,350	10.47	10,910	15.54	13,581	19.35	13.74
SERVED URBAN FOR COUNTY JONES	11,046	54.14	117,979	10.68	82,338	7.45	98,858	8.95	100.00

RURAL PATRONS FOR COUNTY JONES	POP	PER CENT COUNTY POP	COUNTY DOLLARS	CNTY DOLLARS PER CAP
	8,555	41.93	30,614	3.58

NONLIBRARY INCORP AREAS FOR COUNTY JONES	POP	PER CENT COUNTY POP
	800	3.92

COUNTY TOTALS FOR COUNTY JONES	POP	INCOME	INCOME PER CAP	HOLDINGS	HOLDINGS PER CAP	CIRC	CIRC PER CAP
	20,401	148,593	7.28	82,338	4.04	98,858	4.85

REPORT FOR COUNTY KEOKUK
POPULATION 12,921

CITY	POP	PERCENT COUNTY POP	TOTAL NON-COUNTY INCOME	MUNIC PER CAP	HOLDINGS	HOLDINGS PER CAP	CIRC	CIRC PER CAP	PERCENT COUNTY CIRC
HEDRICK	847	6.56	3,001	3.54	8,706	10.28	5,156	6.09	6.88
KEOTA	1,034	8.00	6,998	6.77	12,714	12.30	15,599	15.09	20.83
RICHLAND	600	4.64	8,364	13.94	8,762	14.60	8,896	14.83	11.88
SIGOURNEY	2,330	18.03	26,967	11.57	14,088	6.05	36,567	15.69	48.83
SOUTH ENGLISH	211	1.63	2,014	9.55	7,691	36.45	6,991	33.13	9.33
WHAT CHEER	803	6.21	3,966	4.94	2,550	3.18	1,684	2.10	2.25
SERVED URBAN FOR COUNTY KEOKUK	5,825	45.08	51,310	8.81	54,511	9.36	74,893	12.86	100.00

RURAL PATRONS FOR COUNTY KEOKUK	POP	PER CENT COUNTY POP	COUNTY DOLLARS	CNTY DOLLARS PER CAP
	5,278	40.85	22,000	4.17

NONLIBRARY INCORP AREAS FOR COUNTY KEOKUK	POP	PER CENT COUNTY POP
	1,818	14.07

COUNTY TOTALS FOR COUNTY KEOKUK	POP	INCOME	INCOME PER CAP	HOLDINGS	HOLDINGS PER CAP	CIRC	CIRC PER CAP
	12,921	73,310	5.67	54,511	4.22	74,893	5.80

REPORT FOR COUNTY KOSSUTH
POPULATION 21,891

CITY	POP	PERCENT COUNTY POP	TOTAL NON-COUNTY INCOME	MUNIC PER CAP	HOLDINGS	HOLDINGS PER CAP	CIRC	CIRC PER CAP	PERCENT COUNTY CIRC
ALGONA	6,289	28.73	130,868	20.81	37,933	6.03	119,066	18.93	46.56
BANCROFT	1,082	4.94	18,582	17.17	17,251	15.94	24,167	22.34	9.45
BURT	689	3.15	3,459	5.02	6,840	9.93	7,170	10.41	2.80
FENTON	394	1.80	6,236	15.83	6,019	15.28	13,865	35.19	5.42
LAKOTA	330	1.51	3,233	9.80	6,917	20.96	7,056	21.38	2.76
LEDYARD	215	.98	600	2.79	7,405	34.44	5,608	26.08	2.19
LU VERNE	418	1.91	6,466	15.47	9,929	23.75	13,837	33.10	5.41
SWEA CITY	813	3.71	7,653	9.41	19,555	24.05	21,259	26.15	8.31
TITONKA	607	2.77	5,000	8.24	8,576	14.13	11,798	19.44	4.61
WESLEY	598	2.73	6,790	11.35	10,771	18.01	6,301	10.54	2.46
WHITTEMORE	647	2.96	33,948	52.47	12,842	19.85	25,626	39.61	10.02
SERVED URBAN FOR COUNTY KOSSUTH	12,082	55.19	222,835	18.44	144,038	11.92	255,753	21.17	100.00

RURAL PATRONS FOR COUNTY KOSSUTH	POP	PER CENT COUNTY POP	COUNTY DOLLARS	CNTY DOLLARS PER CAP
	9,691	44.27	92,284	9.52

NONLIBRARY INCORP AREAS FOR COUNTY KOSSUTH	POP	PER CENT COUNTY POP
	118	.54

COUNTY TOTALS FOR COUNTY KOSSUTH	POP	INCOME	INCOME PER CAP	HOLDINGS	HOLDINGS PER CAP	CIRC	CIRC PER CAP
	21,891	315,119	14.39	144,038	6.58	255,753	11.68

REPORT FOR COUNTY LEE
POPULATION 43,106

CITY	POP	PERCENT COUNTY POP	TOTAL NON-COUNTY INCOME	MUNIC PER CAP	HOLDINGS	HOLDINGS PER CAP	CIRC	CIRC PER CAP	PERCENT COUNTY CIRC
DONNELLSON	972	2.25	19,825	20.40	11,071	11.39	28,405	29.22	10.70
FORT MADISON	13,520	31.36	220,956	16.34	67,245	4.97	91,939	6.80	34.63
KEOKUK	13,536	31.40	250,657	18.52	109,892	8.12	112,000	8.27	42.19
MONTROSE	1,038	2.41	5,172	4.98	9,819	9.46	8,038	7.74	3.03
WEST POINT	1,133	2.63	21,331	18.83	11,364	10.03	25,102	22.16	9.46
SERVED URBAN FOR COUNTY LEE	30,199	70.06	517,941	17.15	209,391	6.93	265,484	8.79	100.00

RURAL PATRONS FOR COUNTY LEE	POP	PER CENT COUNTY POP	COUNTY DOLLARS	CNTY DOLLARS PER CAP
	12,500	29.00	31,470	2.52

NONLIBRARY INCORP AREAS FOR COUNTY LEE	POP	PER CENT COUNTY POP
	407	.94

COUNTY TOTALS FOR COUNTY LEE	POP	INCOME	INCOME PER CAP	HOLDINGS	HOLDINGS PER CAP	CIRC	CIRC PER CAP
	43,106	549,411	12.75	209,391	4.86	265,484	6.16

REPORT FOR COUNTY LINN
POPULATION 169,775

CITY	POP	PERCENT COUNTY POP	TOTAL NON-COUNTY INCOME	MUNIC PER CAP	HOLDINGS	HOLDINGS PER CAP	CIRC	CIRC PER CAP	PERCENT COUNTY CIRC
CEDAR RAPIDS	110,243	64.93	2,742,526	24.8[illegible]	[illegible]91,955	2.65	1,247,035	11.31	78.45
CENTER POINT	1,591	.94	20,132	12.65	18,175	11.42	35,753	22.47	2.25
CENTRAL CITY	1,067	.63	12,710	11.91	15,147	14.20	13,619	12.76	.86
COGGON	639	.38	8,268	12.94	6,047	9.46	17,532	27.44	1.10
ELY	425	.25	566	1.33	4,847	11.40	6,470	15.22	.41
FAIRFAX	683	.40	13,300	19.47	7,582	11.10	12,567	18.40	.79
HIAWATHA	4,825	2.84	52,308	10.84	17,914	3.71	42,243	8.76	2.66
LISBON	1,458	.86	19,003	13.03	5,866	4.02	7,640	5.24	.48
MARION	19,474	11.47	265,092	13.61	69,778	3.58	193,691	9.95	12.18
SPRINGVILLE	1,165	.69	10,530	9.04	9,691	8.32	13,135	11.27	.83
SERVED URBAN FOR COUNTY LINN	141,570	83.39	3,144,435	22.21	447,002	3.16	1,589,685	11.23	100.00

RURAL PATRONS FOR COUNTY LINN	POP	PER CENT COUNTY POP	COUNTY DOLLARS	CNTY DOLLARS PER CAP
	22,049	12.99	189,686	8.60

NONLIBRARY INCORP AREAS FOR COUNTY LINN	POP	PER CENT COUNTY POP
	6,156	3.63

COUNTY TOTALS FOR COUNTY LINN	POP	INCOME	INCOME PER CAP	HOLDINGS	HOLDINGS PER CAP	CIRC	CIRC PER CAP
	169,775	3,334,121	19.64	447,002	2.63	1,589,685	9.36

REPORT FOR COUNTY LOUISA
POPULATION 12,035

CITY	POP	PERCENT COUNTY POP	TOTAL NON-COUNTY INCOME	MUNIC PER CAP	HOLDINGS	HOLDINGS PER CAP	CIRC	CIRC PER CAP	PERCENT COUNTY CIRC
COLUMBUS JUNCTION	1,429	11.85	20,721	14.50	12,572	8.80	14,369	10.06	23.59
LETTS	473	3.92	3,530	7.46	7,641	16.15	4,292	9.07	7.05
MORNING SUN	959	7.96	10,700	11.16	12,691	13.23	20,604	21.48	33.82
WAPELLO	2,011	16.68	25,257	12.56	16,949	8.43	21,652	10.77	35.54
SERVED URBAN FOR COUNTY LOUISA	4,872	40.41	60,208	12.36	49,853	10.23	60,917	12.50	100.00

RURAL PATRONS FOR COUNTY LOUISA	POP	PER CENT COUNTY POP	COUNTY DOLLARS	CNTY DOLLARS PER CAP
	5,589	46.36	23,991	4.29

NONLIBRARY INCORP AREAS FOR COUNTY LOUISA	POP	PER CENT COUNTY POP
	1,594	13.22

COUNTY TOTALS FOR COUNTY LOUISA	POP	INCOME	INCOME PER CAP	HOLDINGS	HOLDINGS PER CAP	CIRC	CIRC PER CAP
	12,035	84,199	6.98	49,853	4.14	60,917	5.05

REPORT FOR COUNTY LUCAS
POPULATION 10,313

CITY	POP	PERCENT COUNTY POP	TOTAL NON-COUNTY INCOME	MUNIC PER CAP	HOLDINGS	HOLDINGS PER CAP	CIRC	CIRC PER CAP	PERCENT COUNTY CIRC
CHARITON	4,987	48.36	107,680	21.59	30,594	6.13	50,367	10.10	100.00
SERVED URBAN FOR COUNTY LUCAS	4,987	48.36	107,680	21.59	30,594	6.13	50,367	10.10	100.00

RURAL PATRONS FOR COUNTY LUCAS	POP	PER CENT COUNTY POP	COUNTY DOLLARS	CNTY DOLLARS PER CAP
	4,060	39.37	6,522	1.61

NONLIBRARY INCORP AREAS FOR COUNTY LUCAS	POP	PER CENT COUNTY POP
	1,266	12.28

COUNTY TOTALS FOR COUNTY LUCAS	POP	INCOME	INCOME PER CAP	HOLDINGS	HOLDINGS PER CAP	CIRC	CIRC PER CAP
	10,313	114,202	11.07	30,594	2.97	50,367	4.88

REPORT FOR COUNTY LYON
POPULATION 12,896

CITY	POP	PERCENT COUNTY POP	TOTAL NON-COUNTY INCOME	MUNIC PER CAP	HOLDINGS	HOLDINGS PER CAP	CIRC	CIRC PER CAP	PERCENT COUNTY CIRC
GEORGE	1,241	9.62	5,650	4.55	7,581	6.11	13,830	11.14	12.29
INWOOD	755	5.85	4,600	6.09	11,647	15.43	15,060	19.95	13.38
LARCHWOOD	701	5.44	4,691	6.69	8,438	12.04	12,676	18.08	11.26
LITTLE ROCK	490	3.80	3,451	7.04	5,509	11.24	4,911	10.02	4.36
ROCK RAPIDS	2,693	20.88	69,098	25.66	29,466	10.94	66,064	24.53	58.70
SERVED URBAN FOR COUNTY LYON	5,880	45.60	87,490	14.88	62,641	10.65	112,541	19.14	100.00

RURAL PATRONS FOR COUNTY LYON	POP	PER CENT COUNTY POP	COUNTY DOLLARS	CNTY DOLLARS PER CAP
	5,959	46.21	29,253	4.91

NONLIBRARY INCORP AREAS FOR COUNTY LYON	POP	PER CENT COUNTY POP
	1,057	8.20

COUNTY TOTALS FOR COUNTY LYON	POP	INCOME	INCOME PER CAP	HOLDINGS	HOLDINGS PER CAP	CIRC	CIRC PER CAP
	12,896	116,743	9.05	62,641	4.86	112,541	8.73

REPORT FOR COUNTY MADISON
POPULATION 12,597

CITY	POP	PERCENT COUNTY POP	TOTAL NON-COUNTY MUNIC INCOME	MUNIC PER CAP	HOLDINGS	HOLDINGS PER CAP	CIRC	CIRC PER CAP	PERCENT COUNTY CIRC
EARLHAM	1,140	9.05	40,588	35.60	12,378	10.86	19,483	17.09	16.47
TRURO	407	3.23	11,462	28.16	13,075	32.13	8,559	21.03	7.24
WINTERSET	4,021	31.92	67,860	16.88	33,115	8.24	90,232	22.44	76.29
SERVED URBAN FOR COUNTY MADISON	5,568	44.20	119,910	21.54	58,568	10.52	118,274	21.24	100.00

RURAL PATRONS FOR COUNTY MADISON	POP	PER CENT COUNTY POP	COUNTY DOLLARS	CNTY DOLLARS PER CAP
	6,073	48.21	32,389	5.33

NONLIBRARY INCORP AREAS FOR COUNTY MADISON	POP	PER CENT COUNTY POP
	956	7.59

COUNTY TOTALS FOR COUNTY MADISON	POP	INCOME	INCOME PER CAP	HOLDINGS	HOLDINGS PER CAP	CIRC	CIRC PER CAP
	12,597	152,299	12.09	58,568	4.65	118,274	9.39

REPORT FOR COUNTY MAHASKA
POPULATION 22,867

CITY	POP	PERCENT COUNTY POP	TOTAL NON-COUNTY MUNIC INCOME	MUNIC PER CAP	HOLDINGS	HOLDINGS PER CAP	CIRC	CIRC PER CAP	PERCENT COUNTY CIRC
NEW SHARON	1,225	5.36	41,174	33.61	12,214	9.97	7,748	6.32	5.59
OSKALOOSA	10,629	46.48	170,754	16.06	50,435	4.75	130,807	12.31	94.41
SERVED URBAN FOR COUNTY MAHASKA	11,854	51.84	211,928	17.88	62,649	5.29	138,555	11.69	100.00

RURAL PATRONS FOR COUNTY MAHASKA	POP	PER CENT COUNTY POP	COUNTY DOLLARS	CNTY DOLLARS PER CAP
	8,223	35.96	29,400	3.58

NONLIBRARY INCORP AREAS FOR COUNTY MAHASKA	POP	PER CENT COUNTY POP
	2,790	12.20

COUNTY TOTALS FOR COUNTY MAHASKA	POP	INCOME	INCOME PER CAP	HOLDINGS	HOLDINGS PER CAP	CIRC	CIRC PER CAP
	22,867	241,328	10.55	62,649	2.74	138,555	6.06

REPORT FOR COUNTY MARION
POPULATION 29,669

CITY	POP	PERCENT COUNTY POP	TOTAL NON-COUNTY MUNIC INCOME	MUNIC PER CAP	HOLDINGS	HOLDINGS PER CAP	CIRC	CIRC PER CAP	PERCENT COUNTY CIRC
BUSSEY	579	1.95	1,837	3.17	6,951	12.01	5,080	8.77	2.55
KNOXVILLE	8,143	27.45	544,443	66.86	30,751	3.78	35,441	4.35	17.81
PELLA	8,349	28.14	221,542	26.54	44,841	5.37	138,219	16.56	69.47
PLEASANTVILLE	1,531	5.16	0	------	12,992	8.49	20,224	13.21	10.16
SERVED URBAN FOR COUNTY MARION	18,602	62.70	767,822	41.28	95,535	5.14	198,964	10.70	100.00

RURAL PATRONS FOR COUNTY MARION	POP	PER CENT COUNTY POP	COUNTY DOLLARS	CNTY DOLLARS PER CAP
	9,039	30.47	23,468	2.60

NONLIBRARY INCORP AREAS FOR COUNTY MARION	POP	PER CENT COUNTY POP
	2,028	6.84

COUNTY TOTALS FOR COUNTY MARION	POP	INCOME	INCOME PER CAP	HOLDINGS	HOLDINGS PER CAP	CIRC	CIRC PER CAP
	29,669	791,290	26.67	95,535	3.22	198,964	6.71

REPORT FOR COUNTY MARSHALL
POPULATION 41,652

CITY	POP	PERCENT COUNTY POP	TOTAL NON-COUNTY MUNIC INCOME	MUNIC PER CAP	HOLDINGS	HOLDINGS PER CAP	CIRC	CIRC PER CAP	PERCENT COUNTY CIRC
ALBION	739	1.77	4,620	6.25	13,356	18.07	17,232	23.32	6.25
GILMAN	642	1.54	3,375	5.26	4,958	7.72	7,264	11.31	2.63
LAUREL	278	.67	1,000	3.60	678	2.44	688	2.47	.25
LE GRAND	921	2.21	20,098	21.82	9,453	10.26	12,773	13.87	4.63
MARSHALLTOWN	26,938	64.67	511,875	19.00	88,290	3.28	163,473	6.07	59.28
MELBOURNE	732	1.76	6,000	8.20	13,764	18.80	16,213	22.15	5.88
STATE CENTER	1,292	3.10	41,619	32.21	15,071	11.66	58,139	45.00	21.08
SERVED URBAN FOR COUNTY MARSHALL	31,542	75.73	588,587	18.66	145,570	4.62	275,782	8.74	100.00

RURAL PATRONS FOR COUNTY MARSHALL	POP	PER CENT COUNTY POP	COUNTY DOLLARS	CNTY DOLLARS PER CAP
	8,786	21.09	38,950	4.43

NONLIBRARY INCORP AREAS FOR COUNTY MARSHALL	POP	PER CENT COUNTY POP
	1,324	3.18

COUNTY TOTALS FOR COUNTY MARSHALL	POP	INCOME	INCOME PER CAP	HOLDINGS	HOLDINGS PER CAP	CIRC	CIRC PER CAP
	41,652	627,537	15.07	145,570	3.49	275,782	6.62

REPORT FOR COUNTY MILLS
POPULATION 13,406

CITY	POP	PERCENT COUNTY POP	TOTAL NON-COUNTY MUNIC INCOME	MUNIC PER CAP	HOLDINGS	HOLDINGS PER CAP	CIRC	CIRC PER CAP	PERCENT COUNTY CIRC
EMERSON	502	3.74	1,717	3.42	5,874	11.70	4,808	9.58	4.48
GLENWOOD	5,280	39.39	162,707	30.82	27,628	5.23	89,846	17.02	83.80
MALVERN	1,244	9.28	12,333	9.91	14,907	11.98	9,147	7.35	8.53
SILVER CITY	291	2.17	2,561	8.80	8,476	29.13	3,416	11.74	3.19
SERVED URBAN FOR COUNTY MILLS	7,317	54.58	179,318	24.51	56,885	7.77	107,217	14.65	100.00

RURAL PATRONS FOR COUNTY MILLS	POP	PER CENT COUNTY POP	COUNTY DOLLARS	CNTY DOLLARS PER CAP
	5,006	37.34	24,604	4.91

NONLIBRARY INCORP AREAS FOR COUNTY MILLS	POP	PER CENT COUNTY POP
	1,083	8.08

COUNTY TOTALS FOR COUNTY MILLS	POP	INCOME	INCOME PER CAP	HOLDINGS	HOLDINGS PER CAP	CIRC	CIRC PER CAP
	13,406	203,922	15.21	56,885	4.24	107,217	8.00

REPORT FOR COUNTY MITCHELL
POPULATION 12,329

CITY	POP	PERCENT COUNTY POP	TOTAL NON-COUNTY MUNIC INCOME	MUNIC PER CAP	HOLDINGS	HOLDINGS PER CAP	CIRC	CIRC PER CAP	PERCENT COUNTY CIRC
OSAGE	3,718	30.16	77,033	20.72	31,955	8.59	85,565	23.01	55.64
RICEVILLE	919	7.45	10,896	11.86	11,741	12.78	28,145	30.63	18.30
SAINT ANSGAR	1,100	8.92	24,138	21.94	12,095	11.00	24,163	21.97	15.71
STACYVILLE	538	4.36	7,242	13.46	7,402	13.76	15,917	29.59	10.35
SERVED URBAN FOR COUNTY MITCHELL	6,275	50.90	119,309	19.01	63,193	10.07	153,790	24.51	100.00

RURAL PATRONS FOR COUNTY MITCHELL	POP	PER CENT COUNTY POP	COUNTY DOLLARS	CNTY DOLLARS PER CAP
	5,816	47.17	65,349	11.24

NONLIBRARY INCORP AREAS FOR COUNTY MITCHELL	POP	PER CENT COUNTY POP
	238	1.93

COUNTY TOTALS FOR COUNTY MITCHELL	POP	INCOME	INCOME PER CAP	HOLDINGS	HOLDINGS PER CAP	CIRC	CIRC PER CAP
	12,329	184,658	14.98	63,193	5.13	153,790	12.47

REPORT FOR COUNTY MONONA
POPULATION 11,692

CITY	POP	PERCENT COUNTY POP	TOTAL NON-COUNTY MUNIC INCOME	MUNIC PER CAP	HOLDINGS	HOLDINGS PER CAP	CIRC	CIRC PER CAP	PERCENT COUNTY CIRC
MAPLETON	1,495	12.79	36,527	24.43	13,991	9.36	20,528	13.73	24.08
ONAWA	3,283	28.08	40,219	12.25	29,348	8.94	48,858	14.88	57.30
WHITING	734	6.28	21,854	29.77	11,245	15.32	15,877	21.63	18.62
SERVED URBAN FOR COUNTY MONONA	5,512	47.14	98,600	17.89	54,584	9.90	85,263	15.47	100.00

RURAL PATRONS FOR COUNTY MONONA	POP	PER CENT COUNTY POP	COUNTY DOLLARS	CNTY DOLLARS PER CAP
	4,520	38.66	27,035	5.98

NONLIBRARY INCORP AREAS FOR COUNTY MONONA	POP	PER CENT COUNTY POP
	1,660	14.20

COUNTY TOTALS FOR COUNTY MONONA	POP	INCOME	INCOME PER CAP	HOLDINGS	HOLDINGS PER CAP	CIRC	CIRC PER CAP
	11,692	125,635	10.75	54,584	4.67	85,263	7.29

REPORT FOR COUNTY MONROE
POPULATION 9,209

CITY	POP	PERCENT COUNTY POP	TOTAL NON-COUNTY MUNIC INCOME	MUNIC PER CAP	HOLDINGS	HOLDINGS PER CAP	CIRC	CIRC PER CAP	PERCENT COUNTY CIRC
ALBIA	4,184	45.43	18,544	4.43	38,941	9.31	184,077	44.00	100.00
SERVED URBAN FOR COUNTY MONROE	4,184	45.43	18,544	4.43	38,941	9.31	184,077	44.00	100.00

RURAL PATRONS FOR COUNTY MONROE	POP	PER CENT COUNTY POP	COUNTY DOLLARS	CNTY DOLLARS PER CAP
	4,165	45.23	39,313	9.44

NONLIBRARY INCORP AREAS FOR COUNTY MONROE	POP	PER CENT COUNTY POP
	860	9.34

COUNTY TOTALS FOR COUNTY MONROE	POP	INCOME	INCOME PER CAP	HOLDINGS	HOLDINGS PER CAP	CIRC	CIRC PER CAP
	9,209	57,857	6.28	38,941	4.23	184,077	19.99

REPORT FOR COUNTY MONTGOMERY
POPULATION 13,413

CITY	POP	PERCENT COUNTY POP	TOTAL NON-COUNTY INCOME	MUNIC PER CAP	HOLDINGS	HOLDINGS PER CAP	CIRC	CIRC PER CAP	PERCENT COUNTY CIRC
ELLIOTT	493	3.68	12,164	24.67	9,494	19.26	7,149	14.50	6.12
RED OAK	6,810	50.77	148,809	21.85	41,373	6.08	92,235	13.54	78.95
STANTON	747	5.57	3,053	4.09	8,582	11.49	9,626	12.89	8.24
VILLISCA	1,434	10.69	15,800	11.02	13,975	9.75	7,819	5.45	6.69
SERVED URBAN FOR COUNTY MONTGOMERY	9,484	70.71	179,826	18.96	73,424	7.74	116,829	12.32	100.00

RURAL PATRONS FOR COUNTY MONTGOMERY	POP	PER CENT COUNTY POP	COUNTY DOLLARS	CNTY DOLLARS PER CAP
	3,781	28.19	34,200	9.05

NONLIBRARY INCORP AREAS FOR COUNTY MONTGOMERY	POP	PER CENT COUNTY POP
	148	1.10

COUNTY TOTALS FOR COUNTY MONTGOMERY	POP	INCOME	INCOME PER CAP	HOLDINGS	HOLDINGS PER CAP	CIRC	CIRC PER CAP
	13,413	214,026	15.96	73,424	5.47	116,829	8.71

REPORT FOR COUNTY MUSCATINE
POPULATION 40,436

CITY	POP	PERCENT COUNTY POP	TOTAL NON-COUNTY INCOME	MUNIC PER CAP	HOLDINGS	HOLDINGS PER CAP	CIRC	CIRC PER CAP	PERCENT COUNTY CIRC
MUSCATINE	23,467	58.03	503,769	21.47	144,306	6.15	283,106	12.06	84.65
WEST LIBERTY	2,723	6.73	39,509	14.51	29,567	10.86	20,670	7.59	6.18
WILTON	2,502	6.19	27,367	10.94	16,298	6.51	30,658	12.25	9.17
SERVED URBAN FOR COUNTY MUSCATINE	28,692	70.96	570,645	19.89	190,171	6.63	334,434	11.66	100.00

RURAL PATRONS FOR COUNTY MUSCATINE	POP	PER CENT COUNTY POP	COUNTY DOLLARS	CNTY DOLLARS PER CAP
	10,016	24.77	55,340	5.53

NONLIBRARY INCORP AREAS FOR COUNTY MUSCATINE	POP	PER CENT COUNTY POP
	1,728	4.27

COUNTY TOTALS FOR COUNTY MUSCATINE	POP	INCOME	INCOME PER CAP	HOLDINGS	HOLDINGS PER CAP	CIRC	CIRC PER CAP
	40,436	625,985	15.48	190,171	4.70	334,434	8.27

REPORT FOR COUNTY OBRIEN
POPULATION 16,972

CITY	POP	PERCENT COUNTY POP	TOTAL NON-COUNTY MUNIC INCOME	PER CAP	HOLDINGS	HOLDINGS PER CAP	CIRC	CIRC PER CAP	PERCENT COUNTY CIRC
ARCHER	134	.79	500	3.73	5,108	38.12	4,725	35.26	2.97
PAULLINA	1,224	7.21	23,718	19.38	18,296	14.95	21,897	17.89	13.78
PRIMGHAR	1,050	6.19	19,770	18.83	12,626	12.02	17,481	16.65	11.00
SANBORN	1,398	8.24	11,741	8.40	8,508	6.09	15,454	11.05	9.73
SHELDON	5,003	29.48	99,041	19.80	33,662	6.73	93,976	18.78	59.15
SUTHERLAND	897	5.29	20,099	22.41	8,019	8.94	5,343	5.96	3.36
SERVED URBAN FOR COUNTY OBRIEN	9,706	57.19	174,869	18.02	86,219	8.88	158,876	16.37	100.00

RURAL PATRONS FOR COUNTY OBRIEN	POP	PER CENT COUNTY POP	COUNTY DOLLARS	CNTY DOLLARS PER CAP
	6,126	36.09	30,000	4.90

NONLIBRARY INCORP AREAS FOR COUNTY OBRIEN	POP	PER CENT COUNTY POP
	1,140	6.72

COUNTY TOTALS FOR COUNTY OBRIEN	POP	INCOME	INCOME PER CAP	HOLDINGS	HOLDINGS PER CAP	CIRC	CIRC PER CAP
	16,972	204,869	12.07	86,219	5.08	158,876	9.36

REPORT FOR COUNTY OSCEOLA
POPULATION 8,371

CITY	POP	PERCENT COUNTY POP	TOTAL NON-COUNTY MUNIC INCOME	PER CAP	HOLDINGS	HOLDINGS PER CAP	CIRC	CIRC PER CAP	PERCENT COUNTY CIRC
ASHTON	441	5.27	3,141	7.12	7,668	17.39	10,383	23.54	14.43
MELVIN	277	3.31	2,024	7.31	7,009	25.30	8,993	32.47	12.50
OCHEYEDAN	599	7.16	13,207	22.05	15,172	25.33	17,517	29.24	24.34
SIBLEY	3,051	36.45	71,712	23.50	14,879	4.88	35,067	11.49	48.73
SERVED URBAN FOR COUNTY OSCEOLA	4,368	52.18	90,084	20.62	44,728	10.24	71,960	16.47	100.00

RURAL PATRONS FOR COUNTY OSCEOLA	POP	PER CENT COUNTY POP	COUNTY DOLLARS	CNTY DOLLARS PER CAP
	3,775	45.10	16,925	4.48

NONLIBRARY INCORP AREAS FOR COUNTY OSCEOLA	POP	PER CENT COUNTY POP
	228	2.72

COUNTY TOTALS FOR COUNTY OSCEOLA	POP	INCOME	INCOME PER CAP	HOLDINGS	HOLDINGS PER CAP	CIRC	CIRC PER CAP
	8,371	107,009	12.78	44,728	5.34	71,960	8.60

REPORT FOR COUNTY PAGE
POPULATION 19,063

CITY	POP	PERCENT COUNTY POP	TOTAL NON-COUNTY INCOME	MUNIC PER CAP	HOLDINGS	HOLDINGS PER CAP	CIRC	CIRC PER CAP	PERCENT COUNTY CIRC
CLARINDA	5,458	28.63	99,642	18.26	44,879	8.22	59,965	10.99	41.43
ESSEX	1,001	5.25	5,547	5.54	11,936	11.92	17,359	17.34	11.99
SHENANDOAH	6,274	32.91	96,928	15.45	47,829	7.62	67,421	10.75	46.58
SERVED URBAN FOR COUNTY PAGE	12,733	66.79	202,117	15.87	104,644	8.22	144,745	11.37	100.00

RURAL PATRONS FOR COUNTY PAGE	POP	PER CENT COUNTY POP	COUNTY DOLLARS	CNTY DOLLARS PER CAP
	4,930	25.86	32,109	6.51

NONLIBRARY INCORP AREAS FOR COUNTY PAGE	POP	PER CENT COUNTY POP
	1,400	7.34

COUNTY TOTALS FOR COUNTY PAGE	POP	INCOME	INCOME PER CAP	HOLDINGS	HOLDINGS PER CAP	CIRC	CIRC PER CAP
	19,063	234,226	12.29	104,644	5.49	144,745	7.59

REPORT FOR COUNTY PALO ALTO
POPULATION 12,721

CITY	POP	PERCENT COUNTY POP	TOTAL NON-COUNTY INCOME	MUNIC PER CAP	HOLDINGS	HOLDINGS PER CAP	CIRC	CIRC PER CAP	PERCENT COUNTY CIRC
EMMETSBURG	4,621	36.33	54,290	11.75	22,564	4.88	52,091	11.27	43.38
GRAETTINGER	923	7.26	10,668	11.56	9,474	10.26	10,348	11.21	8.62
MALLARD	407	3.20	5,711	14.03	7,321	17.99	13,089	32.16	10.90
RUTHVEN	769	6.05	3,311	4.31	8,586	11.17	6,306	8.20	5.25
WEST BEND	941	7.40	22,647	24.07	13,390	14.23	38,249	40.65	31.85
SERVED URBAN FOR COUNTY PALO ALTO	7,661	60.22	96,627	12.61	61,335	8.01	120,083	15.67	100.00

RURAL PATRONS FOR COUNTY PALO ALTO	POP	PER CENT COUNTY POP	COUNTY DOLLARS	CNTY DOLLARS PER CAP
	4,544	35.72	55,191	12.15

NONLIBRARY INCORP AREAS FOR COUNTY PALO ALTO	POP	PER CENT COUNTY POP
	516	4.06

COUNTY TOTALS FOR COUNTY PALO ALTO	POP	INCOME	INCOME PER CAP	HOLDINGS	HOLDINGS PER CAP	CIRC	CIRC PER CAP
	12,721	151,818	11.93	61,335	4.82	120,083	9.44

REPORT FOR COUNTY PLYMOUTH
POPULATION 24,743

CITY	POP	PERCENT COUNTY POP	TOTAL NON-COUNTY MUNIC INCOME	MUNIC PER CAP	HOLDINGS	HOLDINGS PER CAP	CIRC	CIRC PER CAP	PERCENT COUNTY CIRC
AKRON	1,517	6.13	35,067	23.12	16,812	11.08	34,218	22.56	17.42
KINGSLEY	1,209	4.89	17,536	14.50	13,515	11.18	20,531	16.98	10.45
LE MARS	8,276	33.45	171,954	20.78	37,602	4.54	101,915	12.31	51.90
MERRILL	737	2.98	4,901	6.65	5,900	8.01	6,267	8.50	3.19
REMSEN	1,592	6.43	29,764	18.70	19,002	11.94	33,454	21.01	17.03
SERVED URBAN FOR COUNTY PLYMOUTH	13,331	53.88	259,222	19.45	92,831	6.96	196,385	14.73	100.00

RURAL PATRONS FOR COUNTY PLYMOUTH	POP	PER CENT COUNTY POP	COUNTY DOLLARS	CNTY DOLLARS PER CAP
	10,093	40.79	37,649	3.73

NONLIBRARY INCORP AREAS FOR COUNTY PLYMOUTH	POP	PER CENT COUNTY POP
	1,319	5.33

COUNTY TOTALS FOR COUNTY PLYMOUTH	POP	INCOME	INCOME PER CAP	HOLDINGS	HOLDINGS PER CAP	CIRC	CIRC PER CAP
	24,743	296,871	12.00	92,831	3.75	196,385	7.94

REPORT FOR COUNTY POCAHONTAS
POPULATION 11,369

CITY	POP	PERCENT COUNTY POP	TOTAL NON-COUNTY MUNIC INCOME	MUNIC PER CAP	HOLDINGS	HOLDINGS PER CAP	CIRC	CIRC PER CAP	PERCENT COUNTY CIRC
FONDA	863	7.59	11,848	13.73	10,385	12.03	8,700	10.08	8.25
GILMORE CITY	626	5.51	12,965	20.71	9,866	15.76	12,578	20.09	11.92
HAVELOCK	279	2.45	917	3.29	8,733	31.30	1,947	6.98	1.85
LAURENS	1,606	14.13	61,344	38.20	19,788	12.32	30,658	19.09	29.06
PALMER	288	2.53	9,272	32.19	9,030	31.35	7,584	26.33	7.19
PLOVER	135	1.19	74	.55	2,619	19.40	3,300	24.44	3.13
POCAHONTAS	2,352	20.69	38,291	16.28	16,777	7.13	27,184	11.56	25.76
ROLFE	796	7.00	10,972	13.78	9,568	12.02	12,437	15.62	11.79
VARINA	122	1.07	4,786	39.23	1,292	10.59	1,121	9.19	1.06
SERVED URBAN FOR COUNTY POCAHONTAS	7,067	62.16	150,469	21.29	88,058	12.46	105,509	14.93	100.00

RURAL PATRONS FOR COUNTY POCAHONTAS	POP	PER CENT COUNTY POP	COUNTY DOLLARS	CNTY DOLLARS PER CAP
	4,302	37.84	28,147	6.54

NONLIBRARY INCORP AREAS FOR COUNTY POCAHONTAS	POP	PER CENT COUNTY POP
	0	------

COUNTY TOTALS FOR COUNTY POCAHONTAS	POP	INCOME	INCOME PER CAP	HOLDINGS	HOLDINGS PER CAP	CIRC	CIRC PER CAP
	11,369	178,616	15.71	88,058	7.75	105,509	9.28

REPORT FOR COUNTY POLK
POPULATION 303,170

CITY	POP	PERCENT COUNTY POP	TOTAL NON-COUNTY MUNIC INCOME	PER CAP	HOLDINGS	HOLDINGS PER CAP	CIRC	CIRC PER CAP	PERCENT COUNTY CIRC
ALTOONA	5,764	1.90	52,372	9.09	20,076	3.48	63,826	11.07	2.95
ANKENY	15,429	5.09	250,400	16.23	58,775	3.81	188,226	12.20	8.70
BONDURANT	1,283	.42	11,819	9.21	7,184	5.60	11,563	9.01	.53
DES MOINES	191,003	63.00	3,748,808	19.63	649,056	3.40	1,203,680	6.30	55.66
GRIMES	1,973	.65	24,087	12.21	11,591	5.87	14,481	7.34	.67
MITCHELLVILLE	1,530	.50	29,176	19.07	25,160	16.44	20,133	13.16	.93
PLEASANT HILL	3,493	1.15	86,224	24.68	13,523	3.87	26,097	7.47	1.21
POLK CITY	1,658	.55	16,724	10.09	7,101	4.28	12,309	7.42	.57
URBANDALE	17,869	5.89	549,616	30.76	74,680	4.18	330,836	18.51	15.30
WEST DES MOINES	21,894	7.22	675,221	30.84	88,038	4.02	291,311	13.31	13.47
SERVED URBAN FOR COUNTY POLK	261,896	86.39	5,444,447	20.79	955,184	3.65	2,162,462	8.26	100.00

RURAL PATRONS FOR COUNTY	POP	PER CENT COUNTY POP	COUNTY DOLLARS	CNTY DOLLARS PER CAP
POLK	29,269	9.65	95,073	3.25

NONLIBRARY INCORP AREAS FOR COUNTY	POP	PER CENT COUNTY POP
POLK	12,005	3.96

COUNTY TOTALS FOR COUNTY	POP	INCOME	INCOME PER CAP	HOLDINGS	HOLDINGS PER CAP	CIRC	CIRC PER CAP
POLK	303,170	5,539,520	18.27	955,184	3.15	2,162,462	7.13

REPORT FOR COUNTY POTTAWATTAMIE
POPULATION 86,500

CITY	POP	PERCENT COUNTY POP	TOTAL NON-COUNTY MUNIC INCOME	PER CAP	HOLDINGS	HOLDINGS PER CAP	CIRC	CIRC PER CAP	PERCENT COUNTY CIRC
AVOCA	1,650	1.91	41,120	24.92	14,992	9.09	22,403	13.58	7.48
COUNCIL BLUFFS	56,449	65.26	664,433	11.77	207,795	3.68	246,845	4.37	82.36
OAKLAND	1,552	1.79	3,002	1.93	20,259	13.05	20,893	13.46	6.97
WALNUT	897	1.04	5,525	6.16	8,043	8.97	9,562	10.66	3.19
SERVED URBAN FOR COUNTY POTTAWATTAMIE	60,548	70.00	714,080	11.79	251,089	4.15	299,703	4.95	100.00

RURAL PATRONS FOR COUNTY	POP	PER CENT COUNTY POP	COUNTY DOLLARS	CNTY DOLLARS PER CAP
POTTAWATTAMIE	19,693	22.77	47,696	2.42

NONLIBRARY INCORP AREAS FOR COUNTY	POP	PER CENT COUNTY POP
POTTAWATTAMIE	6,259	7.24

COUNTY TOTALS FOR COUNTY	POP	INCOME	INCOME PER CAP	HOLDINGS	HOLDINGS PER CAP	CIRC	CIRC PER CAP
POTTAWATTAMIE	86,500	761,776	8.81	251,089	2.90	299,703	3.46

REPORT FOR COUNTY POWESHIEK
POPULATION 19,306

CITY	POP	PERCENT COUNTY POP	TOTAL NON-COUNTY MUNIC INCOME	MUNIC PER CAP	HOLDINGS	HOLDINGS PER CAP	CIRC	CIRC PER CAP	PERCENT COUNTY CIRC
BROOKLYN	1,509	7.82	11,043	7.32	7,530	4.99	9,415	6.24	6.39
GRINNELL	8,868	45.93	212,586	23.97	46,328	5.22	121,228	13.67	82.33
MONTEZUMA	1,485	7.69	17,400	11.72	15,061	10.14	16,608	11.18	11.28
SERVED URBAN FOR COUNTY POWESHIEK	11,862	61.44	241,029	20.32	68,919	5.81	147,251	12.41	100.00

RURAL PATRONS FOR COUNTY POWESHIEK	POP	PER CENT COUNTY POP	COUNTY DOLLARS	CNTY DOLLARS PER CAP
	6,600	34.19	25,800	3.91

NONLIBRARY INCORP AREAS FOR COUNTY POWESHIEK	POP	PER CENT COUNTY POP
	844	4.37

COUNTY TOTALS FOR COUNTY POWESHIEK	POP	INCOME	INCOME PER CAP	HOLDINGS	HOLDINGS PER CAP	CIRC	CIRC PER CAP
	19,306	266,829	13.82	68,919	3.57	147,251	7.63

REPORT FOR COUNTY RINGGOLD
POPULATION 6,112

CITY	POP	PERCENT COUNTY POP	TOTAL NON-COUNTY MUNIC INCOME	MUNIC PER CAP	HOLDINGS	HOLDINGS PER CAP	CIRC	CIRC PER CAP	PERCENT COUNTY CIRC
MOUNT AYR	1,938	31.71	15,788	8.15	12,335	6.36	36,338	18.75	100.00
SERVED URBAN FOR COUNTY RINGGOLD	1,938	31.71	15,788	8.15	12,335	6.36	36,338	18.75	100.00

RURAL PATRONS FOR COUNTY RINGGOLD	POP	PER CENT COUNTY POP	COUNTY DOLLARS	CNTY DOLLARS PER CAP
	2,989	48.90	11,500	3.85

NONLIBRARY INCORP AREAS FOR COUNTY RINGGOLD	POP	PER CENT COUNTY POP
	1,185	19.39

COUNTY TOTALS FOR COUNTY RINGGOLD	POP	INCOME	INCOME PER CAP	HOLDINGS	HOLDINGS PER CAP	CIRC	CIRC PER CAP
	6,112	27,288	4.46	12,335	2.02	36,338	5.95

REPORT FOR COUNTY SAC
POPULATION 14,118

CITY	POP	PERCENT COUNTY POP	TOTAL NON-COUNTY MUNIC INCOME	MUNIC PER CAP	HOLDINGS	HOLDINGS PER CAP	CIRC	CIRC PER CAP	PERCENT COUNTY CIRC
EARLY	670	4.75	5,937	8.86	15,247	22.76	12,691	18.94	12.54
LAKE VIEW	1,291	9.14	26,962	20.88	14,433	11.18	23,654	18.32	23.38
LYTTON	378	2.68	2,610	6.90	4,437	11.74	4,189	11.08	4.14
ODEBOLT	1,299	9.20	18,471	14.22	13,001	10.01	16,301	12.55	16.11
SAC CITY	3,000	21.25	37,252	12.42	24,054	8.02	34,672	11.56	34.27
WALL LAKE	892	6.32	9,132	10.24	9,756	10.94	9,679	10.85	9.57
SERVED URBAN FOR COUNTY SAC	7,530	53.34	100,364	13.33	80,928	10.75	101,186	13.44	100.00

RURAL PATRONS FOR COUNTY	POP	PER CENT COUNTY POP	COUNTY DOLLARS	CNTY DOLLARS PER CAP
SAC	5,360	37.97	40,309	7.52

NONLIBRARY INCORP AREAS FOR COUNTY	POP	PER CENT COUNTY POP
SAC	1,228	8.70

COUNTY TOTALS FOR COUNTY	POP	INCOME	INCOME PER CAP	HOLDINGS	HOLDINGS PER CAP	CIRC	CIRC PER CAP
SAC	14,118	140,673	9.96	80,928	5.73	101,186	7.17

REPORT FOR COUNTY SCOTT
POPULATION 160,022

CITY	POP	PERCENT COUNTY POP	TOTAL NON-COUNTY MUNIC INCOME	MUNIC PER CAP	HOLDINGS	HOLDINGS PER CAP	CIRC	CIRC PER CAP	PERCENT COUNTY CIRC
BETTENDORF	27,381	17.11	702,440	25.65	105,781	3.86	316,984	11.58	25.50
DAVENPORT	103,264	64.53	2,189,013	21.20	437,390	4.24	669,536	6.48	53.87
SERVED URBAN FOR COUNTY SCOTT	130,645	81.64	2,891,453	22.13	543,171	4.16	986,520	7.55	79.38
COUNTY LIBRARY SCOTT COUNTY LIBRARY	29,377	18.36	449,405	15.30	111,338	3.79	256,323	8.73	20.62

NONLIBRARY INCORP AREAS FOR COUNTY	POP	PER CENT COUNTY POP
SCOTT	0	------

COUNTY TOTALS FOR COUNTY	POP	INCOME	INCOME PER CAP	HOLDINGS	HOLDINGS PER CAP	CIRC	CIRC PER CAP
SCOTT	160,022	3,340,858	20.88	654,509	4.09	1,242,843	7.77

REPORT FOR COUNTY SHELBY
POPULATION 15,043

CITY	POP	PERCENT COUNTY POP	TOTAL NON-COUNTY INCOME	MUNIC PER CAP	HOLDINGS	HOLDINGS PER CAP	CIRC	CIRC PER CAP	PERCENT COUNTY CIRC
ELK HORN	746	4.96	6,300	8.45	7,542	10.11	8,214	11.01	8.65
HARLAN	5,357	35.61	97,839	18.26	32,315	6.03	86,732	16.19	91.35
SERVED URBAN FOR COUNTY SHELBY	6,103	40.57	104,139	17.06	39,857	6.53	94,946	15.56	100.00

RURAL PATRONS FOR COUNTY SHELBY	POP	PER CENT COUNTY POP	COUNTY DOLLARS	CNTY DOLLARS PER CAP
	6,193	41.17	35,718	5.77

NONLIBRARY INCORP AREAS FOR COUNTY SHELBY	POP	PER CENT COUNTY POP
	2,747	18.26

COUNTY TOTALS FOR COUNTY SHELBY	POP	INCOME	INCOME PER CAP	HOLDINGS	HOLDINGS PER CAP	CIRC	CIRC PER CAP
	15,043	139,857	9.30	39,857	2.65	94,946	6.31

REPORT FOR COUNTY SIOUX
POPULATION 30,813

CITY	POP	PERCENT COUNTY POP	TOTAL NON-COUNTY INCOME	MUNIC PER CAP	HOLDINGS	HOLDINGS PER CAP	CIRC	CIRC PER CAP	PERCENT COUNTY CIRC
ALTON	986	3.20	14,627	14.83	9,191	9.32	12,474	12.65	2.80
BOYDEN	708	2.30	30,083	42.49	18,447	26.06	21,976	31.04	4.93
HAWARDEN	2,722	8.83	73,695	27.07	18,967	6.97	42,982	15.79	9.64
HULL	1,714	5.56	18,497	10.79	13,728	8.01	33,103	19.31	7.42
ORANGE CITY	4,588	14.89	128,699	28.05	35,899	7.82	135,525	29.54	30.40
ROCK VALLEY	2,706	8.78	61,998	22.91	19,284	7.13	95,552	35.31	21.43
SIOUX CENTER	4,588	14.89	166,596	36.31	29,210	6.37	104,246	22.72	23.38
SERVED URBAN FOR COUNTY SIOUX	18,012	58.46	494,195	27.44	144,726	8.03	445,858	24.75	100.00

RURAL PATRONS FOR COUNTY SIOUX	POP	PER CENT COUNTY POP	COUNTY DOLLARS	CNTY DOLLARS PER CAP
	10,700	34.73	98,778	9.23

NONLIBRARY INCORP AREAS FOR COUNTY SIOUX	POP	PER CENT COUNTY POP
	2,101	6.82

COUNTY TOTALS FOR COUNTY SIOUX	POP	INCOME	INCOME PER CAP	HOLDINGS	HOLDINGS PER CAP	CIRC	CIRC PER CAP
	30,813	592,973	19.24	144,726	4.70	445,858	14.47

REPORT FOR COUNTY STORY
POPULATION 72,326

CITY	POP	PERCENT COUNTY POP	TOTAL NON-COUNTY MUNIC INCOME	MUNIC PER CAP	HOLDINGS	HOLDINGS PER CAP	CIRC	CIRC PER CAP	PERCENT COUNTY CIRC
AMES	45,775	63.29	1,285,751	28.09	137,248	3.00	703,681	15.37	79.54
CAMBRIDGE	732	1.01	3,560	4.86	7,477	10.21	3,464	4.73	.39
COLLINS	451	.62	3,661	8.12	7,234	16.04	6,996	15.51	.79
COLO	808	1.12	46,667	57.76	10,069	12.46	23,025	28.50	2.60
HUXLEY	1,884	2.60	27,471	14.58	9,579	5.08	18,843	10.00	2.13
MAXWELL	783	1.08	11,352	14.50	7,154	9.14	5,500	7.02	.62
NEVADA	5,912	8.17	382,044	64.62	34,016	5.75	56,436	9.55	6.38
ROLAND	1,005	1.39	26,987	26.85	11,611	11.55	14,078	14.01	1.59
SLATER	1,312	1.81	30,290	23.09	10,513	8.01	17,071	13.01	1.93
STORY CITY	2,762	3.82	28,010	10.14	24,191	8.76	29,041	10.51	3.28
ZEARING	630	.87	9,847	15.63	9,836	15.61	6,511	10.33	.74
SERVED URBAN FOR COUNTY STORY	62,054	85.80	1,855,640	29.90	268,928	4.33	884,646	14.26	100.00

RURAL PATRONS FOR COUNTY STORY	POP	PER CENT COUNTY POP	COUNTY DOLLARS	CNTY DOLLARS PER CAP
	9,478	13.10	82,419	8.70

NONLIBRARY INCORP AREAS FOR COUNTY STORY	POP	PER CENT COUNTY POP
	794	1.10

COUNTY TOTALS FOR COUNTY STORY	POP	INCOME	INCOME PER CAP	HOLDINGS	HOLDINGS PER CAP	CIRC	CIRC PER CAP
	72,326	1,938,059	26.80	268,928	3.72	884,646	12.23

REPORT FOR COUNTY TAMA
POPULATION 19,533

CITY	POP	PERCENT COUNTY POP	TOTAL NON-COUNTY MUNIC INCOME	MUNIC PER CAP	HOLDINGS	HOLDINGS PER CAP	CIRC	CIRC PER CAP	PERCENT COUNTY CIRC
CHELSEA	376	1.92	10,595	28.18	7,477	19.89	6,342	16.87	4.16
DYSART	1,355	6.94	16,605	12.25	11,875	8.76	21,580	15.93	14.17
GARWIN	626	3.20	12,601	20.13	7,628	12.19	9,629	15.38	6.32
GLADBROOK	970	4.97	8,102	8.35	14,783	15.24	15,773	16.26	10.36
TAMA	2,968	15.19	53,418	18.00	20,039	6.75	57,456	19.36	37.73
TOLEDO	2,445	12.52	31,464	12.87	14,861	6.08	21,067	8.62	13.83
TRAER	1,703	8.72	23,207	13.63	14,256	8.37	20,430	12.00	13.42
SERVED URBAN FOR COUNTY TAMA	10,443	53.46	155,992	14.94	90,919	8.71	152,277	14.58	100.00

RURAL PATRONS FOR COUNTY TAMA	POP	PER CENT COUNTY POP	COUNTY DOLLARS	CNTY DOLLARS PER CAP
	7,962	40.76	31,286	3.93

NONLIBRARY INCORP AREAS FOR COUNTY TAMA	POP	PER CENT COUNTY POP
	1,128	5.77

COUNTY TOTALS FOR COUNTY TAMA	POP	INCOME	INCOME PER CAP	HOLDINGS	HOLDINGS PER CAP	CIRC	CIRC PER CAP
	19,533	187,278	9.59	90,919	4.65	152,277	7.80

REPORT FOR COUNTY TAYLOR
POPULATION 8,353

CITY	POP	PERCENT COUNTY POP	TOTAL NON-COUNTY INCOME	MUNIC PER CAP	HOLDINGS	HOLDINGS PER CAP	CIRC	CIRC PER CAP	PERCENT COUNTY CIRC
BEDFORD	1,692	20.26	21,392	12.64	20,713	12.24	18,569	10.97	63.49
CLEARFIELD	433	5.18	1,627	3.76	2,901	6.70	1,874	4.33	6.41
LENOX	1,338	16.02	9,281	6.94	16,371	12.24	8,806	6.58	30.11
SERVED URBAN FOR COUNTY TAYLOR	3,463	41.46	32,300	9.33	39,985	11.55	29,249	8.45	100.00

RURAL PATRONS FOR COUNTY TAYLOR	POP	PER CENT COUNTY POP	COUNTY DOLLARS	CNTY DOLLARS PER CAP
	3,576	42.81	6,858	1.92

NONLIBRARY INCORP AREAS FOR COUNTY TAYLOR	POP	PER CENT COUNTY POP
	1,314	15.73

COUNTY TOTALS FOR COUNTY TAYLOR	POP	INCOME	INCOME PER CAP	HOLDINGS	HOLDINGS PER CAP	CIRC	CIRC PER CAP
	8,353	39,158	4.69	39,985	4.79	29,249	3.50

REPORT FOR COUNTY UNION
POPULATION 13,858

CITY	POP	PERCENT COUNTY POP	TOTAL NON-COUNTY INCOME	MUNIC PER CAP	HOLDINGS	HOLDINGS PER CAP	CIRC	CIRC PER CAP	PERCENT COUNTY CIRC
CRESTON	8,429	60.82	71,482	8.48	25,184	2.99	58,586	6.95	100.00
SERVED URBAN FOR COUNTY UNION	8,429	60.82	71,482	8.48	25,184	2.99	58,586	6.95	100.00

RURAL PATRONS FOR COUNTY UNION	POP	PER CENT COUNTY POP	COUNTY DOLLARS	CNTY DOLLARS PER CAP
	3,557	25.67	13,500	3.80

NONLIBRARY INCORP AREAS FOR COUNTY UNION	POP	PER CENT COUNTY POP
	1,872	13.51

COUNTY TOTALS FOR COUNTY UNION	POP	INCOME	INCOME PER CAP	HOLDINGS	HOLDINGS PER CAP	CIRC	CIRC PER CAP
	13,858	84,982	6.13	25,184	1.82	58,586	4.23

REPORT FOR COUNTY VAN BUREN
POPULATION 8,626

CITY	POP	PERCENT COUNTY POP	TOTAL NON-COUNTY INCOME	MUNIC PER CAP	HOLDINGS	HOLDINGS PER CAP	CIRC	CIRC PER CAP	PERCENT COUNTY CIRC
BIRMINGHAM	410	4.75	1,213	2.96	5,322	12.98	1,835	4.48	3.28
BONAPARTE	489	5.67	408	.83	11,397	23.31	6,576	13.45	11.75
CANTRIL	299	3.47	582	1.95	3,461	11.58	1,312	4.39	2.34
FARMINGTON	869	10.07	9,017	10.38	30,357	34.93	19,828	22.82	35.44
KEOSAUQUA	1,003	11.63	15,453	15.41	14,964	14.92	13,869	13.83	24.79
MILTON	567	6.57	239	.42	6,237	11.00	5,606	9.89	10.02
STOCKPORT	272	3.15	4,786	17.60	6,858	25.21	6,927	25.47	12.38
SERVED URBAN FOR COUNTY VAN BUREN	3,909	45.32	31,698	8.11	78,596	20.11	55,953	14.31	100.00

RURAL PATRONS FOR COUNTY VAN BUREN	POP	PER CENT COUNTY POP	COUNTY DOLLARS	CNTY DOLLARS PER CAP
	4,621	53.57	14,499	3.14

NONLIBRARY INCORP AREAS FOR COUNTY VAN BUREN	POP	PER CENT COUNTY POP
	96	1.11

COUNTY TOTALS FOR COUNTY VAN BUREN	POP	INCOME	INCOME PER CAP	HOLDINGS	HOLDINGS PER CAP	CIRC	CIRC PER CAP
	8,626	46,197	5.36	78,596	9.11	55,953	6.49

REPORT FOR COUNTY WAPELLO
POPULATION 40,241

CITY	POP	PERCENT COUNTY POP	TOTAL NON-COUNTY INCOME	MUNIC PER CAP	HOLDINGS	HOLDINGS PER CAP	CIRC	CIRC PER CAP	PERCENT COUNTY CIRC
AGENCY	657	1.63	1,300	1.98	11,468	17.46	3,640	5.54	1.99
BLAKESBURG	404	1.00	1,365	3.38	3,180	7.87	1,937	4.79	1.06
EDDYVILLE	1,116	2.77	6,471	5.80	8,409	7.53	5,149	4.61	2.82
ELDON	1,255	3.12	10,400	8.29	10,735	8.55	11,449	9.12	6.26
OTTUMWA	27,381	68.04	321,234	11.73	80,444	2.94	160,707	5.87	87.87
SERVED URBAN FOR COUNTY WAPELLO	30,813	76.57	340,770	11.06	114,236	3.71	182,882	5.94	100.00

RURAL PATRONS FOR COUNTY WAPELLO	POP	PER CENT COUNTY POP	COUNTY DOLLARS	CNTY DOLLARS PER CAP
	9,303	23.12	23,759	2.55

NONLIBRARY INCORP AREAS FOR COUNTY WAPELLO	POP	PER CENT COUNTY POP
	125	.31

COUNTY TOTALS FOR COUNTY WAPELLO	POP	INCOME	INCOME PER CAP	HOLDINGS	HOLDINGS PER CAP	CIRC	CIRC PER CAP
	40,241	364,529	9.06	114,236	2.84	182,882	4.54

REPORT FOR COUNTY WARREN
POPULATION 34,878

CITY	POP	PERCENT COUNTY POP	TOTAL NON-COUNTY INCOME	MUNIC PER CAP	HOLDINGS	HOLDINGS PER CAP	CIRC	CIRC PER CAP	PERCENT COUNTY CIRC
CARLISLE	3,073	8.81	45,992	14.97	28,174	9.17	27,603	8.98	15.04
INDIANOLA	10,843	31.09	168,621	15.55	38,560	3.56	111,556	10.29	60.77
MILO	778	2.23	8,601	11.06	13,496	17.35	15,719	20.20	8.56
NEW VIRGINIA	512	1.47	3,714	7.25	7,332	14.32	7,144	13.95	3.89
NORWALK	2,676	7.67	58,584	21.89	20,184	7.54	21,557	8.06	11.74
SERVED URBAN FOR COUNTY WARREN	17,882	51.27	285,512	15.97	107,746	6.03	183,579	10.27	100.00

RURAL PATRONS FOR COUNTY WARREN	POP	PER CENT COUNTY POP	COUNTY DOLLARS	CNTY DOLLARS PER CAP
	14,890	42.69	41,667	2.80

NONLIBRARY INCORP AREAS FOR COUNTY WARREN	POP	PER CENT COUNTY POP
	2,106	6.04

COUNTY TOTALS FOR COUNTY WARREN	POP	INCOME	INCOME PER CAP	HOLDINGS	HOLDINGS PER CAP	CIRC	CIRC PER CAP
	34,878	327,179	9.38	107,746	3.09	183,579	5.26

REPORT FOR COUNTY WASHINGTON
POPULATION 20,141

CITY	POP	PERCENT COUNTY POP	TOTAL NON-COUNTY INCOME	MUNIC PER CAP	HOLDINGS	HOLDINGS PER CAP	CIRC	CIRC PER CAP	PERCENT COUNTY CIRC
KALONA	1,862	9.24	17,300	9.29	6,651	3.57	12,795	6.87	11.32
WASHINGTON	6,584	32.69	101,333	15.39	36,109	5.48	78,056	11.86	69.05
WELLMAN	1,125	5.59	10,823	9.62	11,310	10.05	22,185	19.72	19.63
SERVED URBAN FOR COUNTY WASHINGTON	9,571	47.52	129,456	13.53	54,070	5.65	113,036	11.81	100.00

RURAL PATRONS FOR COUNTY WASHINGTON	POP	PER CENT COUNTY POP	COUNTY DOLLARS	CNTY DOLLARS PER CAP
	7,922	39.33	25,614	3.23

NONLIBRARY INCORP AREAS FOR COUNTY WASHINGTON	POP	PER CENT COUNTY POP
	2,648	13.15

COUNTY TOTALS FOR COUNTY WASHINGTON	POP	INCOME	INCOME PER CAP	HOLDINGS	HOLDINGS PER CAP	CIRC	CIRC PER CAP
	20,141	155,070	7.70	54,070	2.68	113,036	5.61

REPORT FOR COUNTY WAYNE
POPULATION 8,199

CITY	POP	PERCENT COUNTY POP	TOTAL NON-COUNTY MUNIC INCOME	MUNIC PER CAP	HOLDINGS	HOLDINGS PER CAP	CIRC	CIRC PER CAP	PERCENT COUNTY CIRC
ALLERTON	670	8.17	422	.63	7,291	10.88	1,891	2.82	4.15
CORYDON	1,818	22.17	15,598	8.58	15,979	8.79	27,699	15.24	60.81
HUMESTON	671	8.18	5,466	8.15	9,178	13.68	6,699	9.98	14.71
SEYMOUR	1,036	12.64	2,581	2.49	9,465	9.14	9,260	8.94	20.33
SERVED URBAN FOR COUNTY WAYNE	4,195	51.16	24,067	5.74	41,913	9.99	45,549	10.86	100.00

RURAL PATRONS FOR COUNTY WAYNE	POP	PER CENT COUNTY POP	COUNTY DOLLARS	CNTY DOLLARS PER CAP
	3,368	41.08	6,731	2.00

NONLIBRARY INCORP AREAS FOR COUNTY WAYNE	POP	PER CENT COUNTY POP
	636	7.76

COUNTY TOTALS FOR COUNTY WAYNE	POP	INCOME	INCOME PER CAP	HOLDINGS	HOLDINGS PER CAP	CIRC	CIRC PER CAP
	8,199	30,798	3.76	41,913	5.11	45,549	5.56

REPORT FOR COUNTY WEBSTER
POPULATION 45,953

CITY	POP	PERCENT COUNTY POP	TOTAL NON-COUNTY MUNIC INCOME	MUNIC PER CAP	HOLDINGS	HOLDINGS PER CAP	CIRC	CIRC PER CAP	PERCENT COUNTY CIRC
CALLENDER	446	.97	49,298	110.53	7,481	16.77	21,480	48.16	6.55
CLARE	229	.50	6,337	27.67	6,747	29.46	5,496	24.00	1.68
DAYTON	941	2.05	7,124	7.57	11,469	12.19	19,111	20.31	5.83
DUNCOMBE	504	1.10	9,649	19.14	8,159	16.19	10,495	20.82	3.20
FORT DODGE	29,423	64.03	290,166	9.86	71,593	2.43	228,275	7.76	69.66
GOWRIE	1,089	2.37	8,869	8.14	8,729	8.02	16,343	15.01	4.99
HARCOURT	347	.76	4,756	13.71	7,564	21.80	7,137	20.57	2.18
LEHIGH	654	1.42	18,869	28.85	8,858	13.54	19,384	29.64	5.91
SERVED URBAN FOR COUNTY WEBSTER	33,633	73.19	395,068	11.75	130,600	3.88	327,721	9.74	100.00

RURAL PATRONS FOR COUNTY WEBSTER	POP	PER CENT COUNTY POP	COUNTY DOLLARS	CNTY DOLLARS PER CAP
	9,954	21.66	100,244	10.07

NONLIBRARY INCORP AREAS FOR COUNTY WEBSTER	POP	PER CENT COUNTY POP
	2,366	5.15

COUNTY TOTALS FOR COUNTY WEBSTER	POP	INCOME	INCOME PER CAP	HOLDINGS	HOLDINGS PER CAP	CIRC	CIRC PER CAP
	45,953	495,312	10.78	130,600	2.84	327,721	7.13

REPORT FOR COUNTY WINNEBAGO
POPULATION 13,010

CITY	POP	PERCENT COUNTY POP	TOTAL NON-COUNTY MUNIC INCOME	MUNIC PER CAP	HOLDINGS	HOLDINGS PER CAP	CIRC	CIRC PER CAP	PERCENT COUNTY CIRC
BUFFALO CENTER	1,233	9.48	8,795	7.13	9,223	7.48	6,527	5.29	7.86
FOREST CITY	4,270	32.82	42,607	9.98	25,509	5.97	39,438	9.24	47.47
LAKE MILLS	2,281	17.53	30,036	13.17	20,360	8.93	27,508	12.06	33.11
RAKE	283	2.18	3,078	10.88	5,370	18.98	3,779	13.35	4.55
THOMPSON	668	5.13	3,234	4.84	4,988	7.47	5,822	8.72	7.01
SERVED URBAN FOR COUNTY WINNEBAGO	8,735	67.14	87,750	10.05	65,450	7.49	83,074	9.51	100.00

RURAL PATRONS FOR COUNTY WINNEBAGO	POP	PER CENT COUNTY POP	COUNTY DOLLARS	CNTY DOLLARS PER CAP
	3,729	28.66	30,000	8.05

NONLIBRARY INCORP AREAS FOR COUNTY WINNEBAGO	POP	PER CENT COUNTY POP
	546	4.20

COUNTY TOTALS FOR COUNTY WINNEBAGO	POP	INCOME	INCOME PER CAP	HOLDINGS	HOLDINGS PER CAP	CIRC	CIRC PER CAP
	13,010	117,750	9.05	65,450	5.03	83,074	6.39

REPORT FOR COUNTY WINNESHIEK
POPULATION 21,876

CITY	POP	PERCENT COUNTY POP	TOTAL NON-COUNTY MUNIC INCOME	MUNIC PER CAP	HOLDINGS	HOLDINGS PER CAP	CIRC	CIRC PER CAP	PERCENT COUNTY CIRC
CALMAR	1,053	4.81	22,991	21.83	9,947	9.45	7,581	7.20	4.66
DECORAH	7,991	36.53	156,271	19.56	32,791	4.10	136,074	17.03	83.60
FORT ATKINSON	374	1.71	5,112	13.67	7,149	19.11	4,007	10.71	2.46
OSSIAN	829	3.79	4,571	5.51	16,836	20.31	8,913	10.75	5.48
SPILLVILLE	415	1.90	8,696	20.95	5,788	13.95	6,189	14.91	3.80
SERVED URBAN FOR COUNTY WINNESHIEK	10,662	48.74	197,641	18.54	72,511	6.80	162,764	15.27	100.00

RURAL PATRONS FOR COUNTY WINNESHIEK	POP	PER CENT COUNTY POP	COUNTY DOLLARS	CNTY DOLLARS PER CAP
	10,264	46.92	50,531	4.92

NONLIBRARY INCORP AREAS FOR COUNTY WINNESHIEK	POP	PER CENT COUNTY POP
	950	4.34

COUNTY TOTALS FOR COUNTY WINNESHIEK	POP	INCOME	INCOME PER CAP	HOLDINGS	HOLDINGS PER CAP	CIRC	CIRC PER CAP
	21,876	248,172	11.34	72,511	3.31	162,764	7.44

REPORT FOR COUNTY WOODBURY
POPULATION 100,884

CITY	POP	PERCENT COUNTY POP	TOTAL NON-COUNTY MUNIC INCOME	MUNIC PER CAP	HOLDINGS	HOLDINGS PER CAP	CIRC	CIRC PER CAP	PERCENT COUNTY CIRC
ANTHON	687	.68	8,587	12.50	10,175	14.81	14,105	20.53	1.83
CORRECTIONVILLE	935	.93	6,633	7.09	11,520	12.32	8,087	8.65	1.05
SIOUX CITY	82,003	81.28	4,168,150	50.83	261,160	3.18	648,828	7.91	84.22
SLOAN	978	.97	3,170	3.24	7,081	7.24	7,070	7.23	.92
SERVED URBAN FOR COUNTY WOODBURY	84,603	83.86	4,186,540	49.48	289,936	3.43	678,090	8.01	88.02
COUNTY LIBRARY WOODBURY COUNTY LIBRARY	12,693	12.58	93,506	7.37	53,549	4.22	92,269	7.27	11.98

NONLIBRARY INCORP AREAS FOR COUNTY WOODBURY	POP	PER CENT COUNTY POP
	3,588	3.56

COUNTY TOTALS FOR COUNTY WOODBURY	POP	INCOME	INCOME PER CAP	HOLDINGS	HOLDINGS PER CAP	CIRC	CIRC PER CAP
	100,884	4,282,046	42.45	343,485	3.40	770,359	7.64

REPORT FOR COUNTY WORTH
POPULATION 9,075

CITY	POP	PERCENT COUNTY POP	TOTAL NON-COUNTY MUNIC INCOME	MUNIC PER CAP	HOLDINGS	HOLDINGS PER CAP	CIRC	CIRC PER CAP	PERCENT COUNTY CIRC
FERTILE	372	4.10	3,900	10.48	8,412	22.61	8,730	23.47	10.83
GRAFTON	255	2.81	13,095	51.35	10,890	42.71	7,102	27.85	8.81
HANLONTOWN	213	2.35	3,512	16.49	7,238	33.98	3,624	17.01	4.50
JOICE	223	2.46	8,214	36.83	7,982	35.79	3,818	17.12	4.74
KENSETT	360	3.97	5,244	14.57	6,465	17.96	12,075	33.54	14.98
MANLY	1,496	16.48	11,033	7.38	16,338	10.92	20,123	13.45	24.97
NORTHWOOD	2,193	24.17	25,338	11.55	19,484	8.88	25,122	11.46	31.17
SERVED URBAN FOR COUNTY WORTH	5,112	56.33	70,336	13.76	76,809	15.03	80,594	15.77	100.00

RURAL PATRONS FOR COUNTY WORTH	POP	PER CENT COUNTY POP	COUNTY DOLLARS	CNTY DOLLARS PER CAP
	3,863	42.57	44,100	11.42

NONLIBRARY INCORP AREAS FOR COUNTY WORTH	POP	PER CENT COUNTY POP
	100	1.10

COUNTY TOTALS FOR COUNTY WORTH	POP	INCOME	INCOME PER CAP	HOLDINGS	HOLDINGS PER CAP	CIRC	CIRC PER CAP
	9,075	114,436	12.61	76,809	8.46	80,594	8.88

REPORT FOR COUNTY WRIGHT
POPULATION 16,319

CITY	POP	PERCENT COUNTY POP	TOTAL NON-COUNTY INCOME	MUNIC PER CAP	HOLDINGS	HOLDINGS PER CAP	CIRC	CIRC PER CAP	PERCENT COUNTY CIRC
BELMOND	2,505	15.35	41,804	16.69	20,773	8.29	37,875	15.12	25.27
CLARION	3,060	18.75	55,227	18.05	16,029	5.24	34,191	11.17	22.81
DOWS	771	4.72	4,468	5.80	12,697	16.47	15,040	19.51	10.03
EAGLE GROVE	4,324	26.50	67,937	15.71	21,956	5.08	52,183	12.07	34.81
ROWAN	259	1.59	3,777	14.58	5,064	19.55	10,602	40.93	7.07
SERVED URBAN FOR COUNTY WRIGHT	10,919	66.91	173,213	15.86	76,519	7.01	149,891	13.73	100.00

RURAL PATRONS FOR COUNTY WRIGHT	POP	PER CENT COUNTY POP	COUNTY DOLLARS	CNTY DOLLARS PER CAP
	4,452	27.28	89,726	20.15

NONLIBRARY INCORP AREAS FOR COUNTY WRIGHT	POP	PER CENT COUNTY POP
	948	5.81

COUNTY TOTALS FOR COUNTY WRIGHT	POP	INCOME	INCOME PER CAP	HOLDINGS	HOLDINGS PER CAP	CIRC	CIRC PER CAP
	16,319	262,939	16.11	76,519	4.69	149,891	9.19

STATE LIBRARY COMMISSION OF IOWA

Commissioners

Phyllis Goldberg, Chair.....Shenandoah 712-246-2516
term expires June 30, 1991
George Otte.....Davenport 319-355-4441
term expires April 30, 1993
Ted Healey.....Cedar Rapids 319-365-9426
term expires June 30, 1991
William O'Brien.....Des Moines 515-281-5241
Supreme Court Administrator-permanently on Commission
Mary Stuart, M.D.....Des Moines 515-242-8008
term expires June 30, 1991
Ed Zastrow.....Iowa City 319-351-5536
term expires June 30, 1991
Noreen Coyan.....Mason City 515-421-4211
term expires April 30, 1993

State Library Staff

General Information..... 281-4118
Reference-General/Medical.....281-4102 or 281-5772
Audio Visual In-WATS 1-800-248-4462
Library Development In-WATS.....1-800-248-4483
Reference in-WATS 1-800-362-2384
Telefax.....515-281-3384

ADMINISTRATION
Shirley George, State Librarian.....281-4105
Vacant, Assistant State Librarian.....281-4400
Beverly Beck, Confidential Secretary.....281-4105

Audio/Visual Services
Helen Dagley, AV Librarian 281-3063
Jackie Kokke, Library Associate.....281-4316
Georgiann Fischer, Library Associate.....281-4315
Ray Fetters, Film Inspector.....281-4316

Documents Depository Center
Nancy Lee, Documents Librarian.....281-6718
Vacant, Documents Clerk.....281-6718
Althea Stanfield, Clerk Typist.....281-6718

Information Services
Nancy Haigh, Information Services Librn.....281-3464
Pamela Rees, Medical Librarian.....281-5772
Linda Maurer, Resource Technician.....242-6542
Gloria Kratz, Resource Technician.....281-6789
Lorraine Scovel, Telephone.....281-4118
Dennis Studer, Library Associate.....281-4111
Carol Emerson, Library Aide.....281-4102
Wayne Peterson, Library Aide.....281-4102
Patricia Downey, Medical Librarian 242-6542
Donna Broherd, Library Aide.....281-4102
Vacant, Documents Librarian
Vacant, Patent Librarian

Law Library
Linda Robertson, Law Librarian.....281-5124
Karon Moll, Resource Technican.....281-5124
Ruby Weigel, Library Associate.....281-5124
Douglas Stephenson, Library Aide.....281-5124
Judy Neff, Clerk (during Legislature).....281-5124

Library Development
Vacant, Director 281-4400
Pam O'Brien Reid, Secretary.....281-5790
Sandy Dixon, Consultant/Continuing Ed.....281-4328
Gerry Rowland, Consultant.....281-7573
Doris Collette, Word Processor..... 281-6788
Geri Morris, Word Processor.....281-6788
Vacant, 1 Library Consultant

Marketing
Annette Van Cleave, Coordinator.....281-7572

Networking Services
Dan Cates, Network Coordinator.....281-4499
Rinda Kramme, Computer Operator II..... 281-6920

State Data Center
Beth Henning, Coordinator.....281-4350

Technical Services
Frederick Chenery, Tech. Services Librn.....281-4352
Lois Perry, Library Associate.....281-4329
Mary Dales, Library Aide.....281-4329
Janice Henson, Library Aide..... 281-4329
Pam Moss, Library Aide.....281-6718

A DIVISION OF THE DEPARTMENT OF CULTURAL AFFAIRS