



OFFICE OF AUDITOR OF STATE
STATE OF IOWA

State Capitol Building
Des Moines, Iowa 50319-0006

Telephone (515) 281-5834 Facsimile (515) 281-6518

Rob Sand
Auditor of State

NEWS RELEASE

FOR RELEASE

May 21, 2021

Contact: Marlys Gaston
515/281-5834

Auditor of State Rob Sand today released an audit report on Page County, Iowa.

FINANCIAL HIGHLIGHTS:

The County's revenues totaled \$14,955,139 for the year ended June 30, 2020, a 1.2% decrease from the prior year. Expenses for County operations for the year ended June 30, 2020 totaled \$12,581,137, a 6.1% increase over the prior year. The increase in expenses is due primarily to an increase in roads and transportation and mental health expenses.

AUDIT FINDINGS:

Sand reported six findings related to the receipt and expenditure of taxpayer funds. They are found on pages 72 through 76 of this report. The findings address issues such as a lack of segregation of duties, lack of a formal disaster recovery plan and disbursements exceeding budgeted amounts. Sand provided the County with recommendations to address each of these findings.


All six findings discussed above are repeated from the prior year. The County Board of Supervisors and other County Officials have a fiduciary responsibility to provide oversight of the County's operations and financial transactions. Oversight is typically defined as the "watchful and responsible care" a governing body exercises in its fiduciary capacity.

A copy of the audit report is available for review on the Auditor of State's web site at <https://auditor.iowa.gov/reports/audit-reports/>.

###

PAGE COUNTY
INDEPENDENT AUDITOR'S REPORTS
BASIC FINANCIAL STATEMENTS
AND SUPPLEMENTARY INFORMATION
SCHEDULE OF FINDINGS
JUNE 30, 2020

Page County



OFFICE OF AUDITOR OF STATE
STATE OF IOWA

Rob Sand
Auditor of State

State Capitol Building
Des Moines, Iowa 50319-0004

Telephone (515) 281-5834 Facsimile (515) 281-6518

April 27, 2021

Officials of Page County
Clarinda, Iowa

Dear Board Members:

I am pleased to submit to you the financial and compliance audit report for Page County for the year ended June 30, 2020. The audit was performed pursuant to Chapter 11.6 of the Code of Iowa and in accordance with U.S. auditing standards and the standards applicable to financial audits contained in Government Auditing Standards.

I appreciate the cooperation and courtesy extended by the officials and employees of Page County throughout the audit. If I or this office can be of any further assistance, please contact me or my staff at 515-281-5834.

Sincerely,

A handwritten signature in black ink, appearing to read "Rob Sand".

Rob Sand
Auditor of State

Table of Contents

		<u>Page</u>
Officials		3
Independent Auditor’s Report		5-7
Management’s Discussion and Analysis		8-14
Basic Financial Statements:	<u>Exhibit</u>	
Government-wide Financial Statements:		
Statement of Net Position	A	16
Statement of Activities	B	17
Governmental Fund Financial Statements:		
Balance Sheet	C	18-19
Reconciliation of the Balance Sheet – Governmental Funds to the Statement of Net Position	D	21
Statement of Revenues, Expenditures and Changes in Fund Balances	E	22-23
Reconciliation of the Statement of Revenues, Expenditures and Changes in Fund Balances – Governmental Funds to the Statement of Activities	F	24
Fiduciary Fund Financial Statement:		
Statement of Fiduciary Assets and Liabilities – Agency Funds	G	25
Notes to Financial Statements		26-45
Required Supplementary Information:		
Budgetary Comparison Schedule of Receipts, Disbursements and Changes in Balances – Budget and Actual (Cash Basis) – All Governmental Funds		48-49
Budget to GAAP Reconciliation		50
Notes to Required Supplementary Information – Budgetary Reporting		51
Schedule of the County’s Proportionate Share of the Net Pension Liability		52-53
Schedule of County Contributions		54-55
Notes to Required Supplementary Information – Pension Liability		56
Schedule of Changes in the County’s Total OPEB Liability, Related Ratios and Notes		57
Supplementary Information:	<u>Schedule</u>	
Nonmajor Governmental Funds:		
Combining Balance Sheet	1	60-61
Combining Schedule of Revenues, Expenditures and Changes in Fund Balances	2	62-63
Agency Funds:		
Combining Schedule of Fiduciary Assets and Liabilities	3	64-65
Combining Schedule of Changes in Fiduciary Assets and Liabilities	4	66-67
Schedule of Revenues by Source and Expenditures by Function – All Governmental Funds	5	68-69
Independent Auditor’s Report on Internal Control over Financial Reporting and on Compliance and Other Matters Based on an Audit of Financial Statements Performed in Accordance with <u>Government Auditing Standards</u>		70-71
Schedule of Findings		72-76
Staff		77

Page County

Officials

<u>Name</u>	<u>Title</u>	<u>Term Expires</u>
Jon W. Herzberg	Board of Supervisors	Jan 2021
Chuck Morris	Board of Supervisors	Jan 2021
Alan Armstrong	Board of Supervisors	Jan 2023
Melissa Wellhausen	County Auditor	Jan 2021
Angie Dow	County Treasurer	Jan 2023
Brenda Esaias	County Recorder	Jan 2023
Lyle Palmer	County Sheriff	Jan 2021
Carl Sonksen	County Attorney	Jan 2023
Jason Renander	County Assessor	Jan 2022

Page County



OFFICE OF AUDITOR OF STATE
STATE OF IOWA

Rob Sand
Auditor of State

State Capitol Building
Des Moines, Iowa 50319-0006

Telephone (515) 281-5834 Facsimile (515) 281-6518

Independent Auditor's Report

To the Officials of Page County:

Report on the Financial Statements

We have audited the accompanying financial statements of the governmental activities, each major fund and the aggregate remaining fund information of Page County, Iowa, as of and for the year ended June 30, 2020, and the related Notes to Financial Statements, which collectively comprise the County's basic financial statements listed in the table of contents.

Management's Responsibility for the Financial Statements

Management is responsible for the preparation and fair presentation of these financial statements in accordance with U.S. generally accepted accounting principles. This includes the design, implementation and maintenance of internal control relevant to the preparation and fair presentation of financial statements that are free from material misstatement, whether due to fraud or error.

Auditor's Responsibility

Our responsibility is to express opinions on these financial statements based on our audit. We conducted our audit in accordance with U.S. generally accepted auditing standards and the standards applicable to financial audits contained in Government Auditing Standards, issued by the Comptroller General of the United States. Those standards require that we plan and perform the audit to obtain reasonable assurance about whether the financial statements are free from material misstatement.

An audit involves performing procedures to obtain audit evidence about the amounts and disclosures in the financial statements. The procedures selected depend on the auditor's judgment, including the assessment of the risks of material misstatement of the financial statements, whether due to fraud or error. In making those risk assessments, the auditor considers internal control relevant to the County's preparation and fair presentation of the financial statements in order to design audit procedures that are appropriate in the circumstances, but not for the purpose of expressing an opinion on the effectiveness of the County's internal control. Accordingly, we express no such opinion. An audit also includes evaluating the appropriateness of accounting policies used and the reasonableness of significant accounting estimates made by management, as well as evaluating the overall presentation of the financial statements.

We believe the audit evidence we have obtained is sufficient and appropriate to provide a basis for our audit opinions.

Opinions

In our opinion, the financial statements referred to above present fairly, in all material respects, the respective financial position of the governmental activities, each major fund and the aggregate remaining fund information of Page County as of June 30, 2020, and the respective changes in its financial position for the year then ended in accordance with U.S. generally accepted accounting principles.

Other Matters

Required Supplementary Information

U.S. generally accepted accounting principles require Management's Discussion and Analysis, the Budgetary Comparison Information, the Schedule of the County's Proportionate Share of the Net Pension Liability, the Schedule of County Contributions and the Schedule of Changes in the County's Total OPEB Liability, Related Ratios and Notes on pages 8 through 14 and 48 through 57 be presented to supplement the basic financial statements. Such information, although not a part of the basic financial statements, is required by the Governmental Accounting Standards Board which considers it to be an essential part of financial reporting for placing the basic financial statements in an appropriate operational, economic or historical context. We have applied certain limited procedures to the required supplementary information in accordance with U.S. generally accepted auditing standards, which consisted of inquiries of management about the methods of preparing the information and comparing the information for consistency with management's responses to our inquiries, the basic financial statements and other knowledge we obtained during our audit of the basic financial statements. We do not express an opinion or provide any assurance on the information because the limited procedures do not provide us with sufficient evidence to express an opinion or provide any assurance.

Supplementary Information

Our audit was conducted for the purpose of forming opinions on the financial statements that collectively comprise Page County's basic financial statements. We previously audited, in accordance with the standards referred to in the third paragraph of this report, the financial statements for the nine years ended June 30, 2019 (which are not presented herein) and expressed unmodified opinions on those financial statements. The supplementary information included in Schedules 1 through 5 is presented for purposes of additional analysis and is not a required part of the basic financial statements.

The supplementary information is the responsibility of management and was derived from and relates directly to the underlying accounting and other records used to prepare the basic financial statements. Such information has been subjected to the auditing procedures applied in the audit of the basic financial statements and certain additional procedures, including comparing and reconciling such information directly to the underlying accounting and other records used to prepare the basic financial statements or to the basic financial statements themselves, and other additional procedures in accordance with U.S. generally accepted auditing standards. In our opinion, the supplementary information is fairly stated in all material respects in relation to the basic financial statements taken as a whole.

Other Reporting Required by Government Auditing Standards

In accordance with Government Auditing Standards, we have also issued our report dated April 27, 2021 on our consideration of Page County's internal control over financial reporting and on our tests of its compliance with certain provisions of laws, regulations, contracts and grant agreements and other matters. The purpose of that report is solely to describe the scope of our testing of internal control over financial reporting and compliance and the results of that testing and not to provide an opinion on the effectiveness of the County's internal control over financial reporting or on compliance. That report is an integral part of an audit performed in accordance with Government Auditing Standards in considering Page County's internal control over financial reporting and compliance.


Marlys K. Gaston, CPA
Deputy Auditor of State

April 27, 2021

MANAGEMENT'S DISCUSSION AND ANALYSIS

Page County provides this Management's Discussion and Analysis of its annual financial statements. This narrative overview and analysis of the financial activities is for the fiscal year ended June 30, 2020. We encourage readers to consider this information in conjunction with the County's financial statements, which follow.

2020 FINANCIAL HIGHLIGHTS

- Revenues of the County's governmental activities decreased 1.2%, or approximately \$179,000, from fiscal year 2019 to fiscal year 2020. Property tax revenues increased approximately \$263,000, operating grants, contributions and restricted interest increased approximately \$210,000 and capital grants, contributions and restricted interest decreased approximately \$614,000.
- Program expenses of the County's governmental activities decreased 6.1%, or approximately \$726,000 from fiscal year 2019 to fiscal year 2020. Public safety and legal services increased approximately \$72,000, mental health increased approximately \$101,000 and roads and transportation increased approximately \$571,000.
- The County's net position increased 7.9% or approximately \$2,374,000 over the June 30, 2019 balance.

USING THIS ANNUAL REPORT

The annual report consists of a series of financial statements, as well as other information, as follows:

Management's Discussion and Analysis introduces the basic financial statements and provides an analytical overview of the County's financial activities.

The Government-wide Financial Statements consist of a Statement of Net Position and a Statement of Activities. These provide information about the activities of Page County as a whole and present an overall view of the County's finances.

The Fund Financial Statements tell how governmental services were financed in the short term as well as what remains for future spending. Fund financial statements report Page County's operations in more detail than the government-wide financial statements by providing information about the most significant funds. The remaining financial statements provide information about activities for which Page County acts solely as an agent or custodian for the benefit of those outside of County government (Agency Funds).

Notes to Financial Statements provide additional information essential to a full understanding of the data provided in the basic financial statements.

Required Supplementary Information further explains and supports the financial statements with a comparison of the County's budget for the year, the County's proportionate share of the net pension liability and related contributions, as well as presenting the Schedule of Changes in the County's Total OPEB Liability, Related Ratios and Notes.

Supplementary Information provides detailed information about the nonmajor governmental and the individual Agency Funds.

REPORTING THE COUNTY AS A WHOLE:

Government-wide Financial Statements

One of the most important questions asked about the County's finances is, "Is the County as a whole better off or worse off as a result of the year's activities?" The Statement of Net Position and the Statement of Activities report information which helps answer this question. These statements include all assets, deferred outflows of resources, liabilities and deferred inflows of resources using the accrual basis of accounting and the economic resources measurement focus, which is similar to the accounting used by most private sector companies. All of the current year's revenues and expenses are taken into account regardless of when cash is received or paid.

The Statement of Net Position presents financial information on all of the County's assets, deferred outflows of resources, liabilities and deferred inflows of resources, with the difference reported as net position. Over time, increases or decreases in the County's net position may serve as a useful indicator of whether the financial position of the County is improving or deteriorating.

The Statement of Activities presents information showing how the County's net position changed during the most recent fiscal year. All changes in net position are reported as soon as the change occurs, regardless of the timing of related cash flows. Thus, revenues and expenses are reported in this statement for some items that will not result in cash flows until future fiscal years.

The County's governmental activities are presented in the Statement of Net Position and the Statement of Activities. Governmental activities include public safety and legal services, physical health and social services, mental health, county environment and education, roads and transportation, governmental services to residents, administration, interest on long-term debt and non-program activities. Property tax and state and federal grants finance most of these activities.

Fund Financial Statements

The County has two kinds of funds:

- 1) Governmental funds account for most of the County's basic services. These focus on how money flows into and out of those funds and the balances left at year-end that are available for spending. The governmental funds include: 1) the General Fund, 2) the Special Revenue Funds, such as Mental Health, Rural Services and Secondary Roads, and 3) the Debt Service Fund. These funds are reported using the current financial resources measurement focus and the modified accrual basis of accounting, which measures cash and all other financial assets that can readily be converted to cash. The governmental fund financial statements provide a detailed, short-term view of the County's general governmental operations and the basic services it provides. Governmental fund information helps determine whether there are more or fewer financial resources that can be spent in the near future to finance the County's programs.

The required financial statements for governmental funds include a Balance Sheet and a Statement of Revenues, Expenditures and Changes in Fund Balances.

- 2) Fiduciary funds are used to report assets held in a trust or agency capacity for others and cannot be used to support the County's own programs. These fiduciary funds include Agency Funds that account for the 911 Service Commission, emergency management services and the County Assessor, to name a few.

The required financial statement for fiduciary funds is a Statement of Fiduciary Assets and Liabilities.

Reconciliations between the government-wide financial statements and the governmental fund financial statements follow the governmental fund financial statements.

GOVERNMENT-WIDE FINANCIAL ANALYSIS

As noted earlier, net position may serve over time as a useful indicator of financial position. Page County's combined net position increased from approximately \$30 million to approximately \$32 million. The analysis that follows focuses on the changes in the net position of governmental activities.

	Net Position of Governmental Activities	
	June 30,	
	2020	2019
Current and other assets	\$ 16,407,807	15,649,970
Capital assets	27,523,184	26,003,326
Total assets	43,930,991	41,653,296
Deferred outflows of resources	797,573	969,041
Long-term liabilities	5,171,660	6,013,344
Other liabilities	446,995	356,103
Total liabilities	5,618,655	6,369,447
Deferred inflows of resources	6,694,699	6,211,682
Net position:		
Net investment in capital assets	27,523,184	26,003,326
Restricted	5,708,921	5,424,137
Unrestricted	(816,895)	(1,386,255)
Total net position	\$ 32,415,210	30,041,208

The largest portion of the County's net position is invested in capital assets (e.g., land, infrastructure, buildings, equipment and construction in progress). This net position component increased approximately \$1,520,000, or 5.8%, over the prior year. The increase is primarily due to road and bridge projects completed during fiscal year 2020.

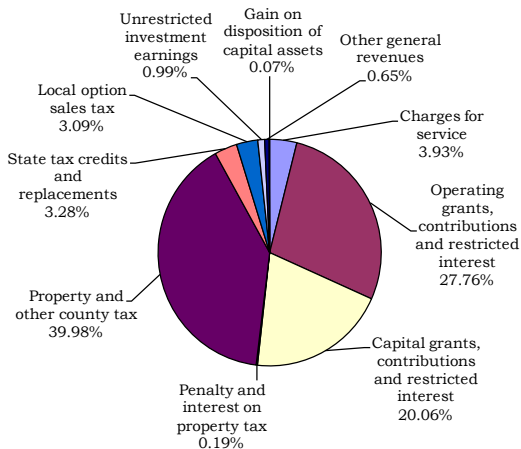
Restricted net position represents resources subject to external restrictions, constitutional provisions or enabling legislation on how they can be used. This net position component increased approximately \$285,000, or 5.3%, over the prior year.

Unrestricted net position, the part of net position that can be used to finance day-to-day operations without constraints established by debt covenants, enabling legislation or other legal requirements, increased approximately \$569,000, or 41.1%, over the prior year. This increase is primarily due to a decrease in both the net pension liability and the total OPEB liability over the prior year.

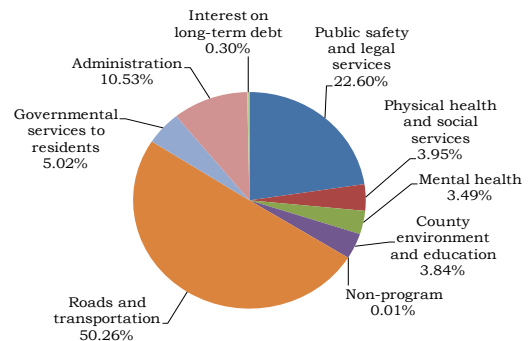
Changes in Net Position of Governmental Activities

	Year ended June 30,	
	2020	2019
Revenues:		
Program revenues:		
Charges for service	\$ 588,476	532,676
Operating grants, contributions and restricted interest	4,150,819	3,940,856
Capital grants, contributions and restricted interest	2,999,625	3,613,135
General revenues:		
Property and other county tax	5,981,284	5,718,152
Penalty and interest on property tax	27,698	55,367
State tax credits and replacements	489,974	514,271
Local option sales tax	461,796	440,938
Unrestricted investment earnings	148,170	160,353
Gain on disposition of capital assets	9,934	26,831
Other general revenues	97,363	131,109
Total revenues	14,955,139	15,133,688
Program expenses:		
Public safety and legal services	2,844,136	2,772,599
Physical health and social services	496,799	484,894
Mental health	438,507	337,093
County environment and education	483,548	476,337
Roads and transportation	6,323,607	5,752,251
Governmental services to residents	632,114	597,774
Administration	1,324,527	1,390,038
Non-program	245	-
Interest on long-term debt	37,654	44,039
Total expenses	12,581,137	11,855,025
Change in net position	2,374,002	3,278,663
Net position beginning of year	30,041,208	26,762,545
Net position end of year	\$ 32,415,210	30,041,208

Revenues by Source



Expenses by Program



Revenues for governmental activities decreased approximately \$179,000 from the prior year. Property tax increased approximately \$263,000, operating grants, contributions and restricted interest increased approximately \$210,000 and capital grants, contributions and restricted interest decreased approximately \$614,000. The County MHDS levy increased from \$0.45956 per \$1,000 of taxable valuation to \$0.52596 per \$1,000 of taxable valuation, the debt service levy decreased from \$0.37853 per \$1,000 of taxable valuation to \$0.36685 per \$1,000 of taxable valuation and the Countywide property tax valuation increased 2.6%. Overall, there was an increase in property tax of approximately \$263,000. The increase in operating grants, contributions and restricted interest is due primarily to the County receiving approximately \$172,000 in grant funds from the Federal Emergency Management Agency in fiscal year 2020 which were not received in fiscal year 2019. The decrease in capital grants, contributions and restricted interest was primarily due to a decrease in infrastructure assets contributed by the Iowa Department of Transportation when compared to fiscal year 2019.

The cost of all governmental activities this year was approximately \$12.6 million compared to approximately \$11.9 million last year, a 6.1% increase. However, as shown in the Statement of Activities on page 17, the amount taxpayers ultimately financed for governmental activities was approximately \$4.8 million because some of the cost was paid by those directly benefited from the programs (approximately \$588,000) or by other governments and organizations which subsidized certain programs with grants and contributions (approximately \$7,150,000). Overall, the County's governmental activities program revenues, including intergovernmental aid and fees for service, decreased in fiscal year 2020 from approximately \$8,087,000 to approximately \$7,700,000. The County paid for the remaining "public benefit" portion of governmental activities with property tax (some of which could only be used for certain programs) and with other revenues, such as interest and general entitlements.

INDIVIDUAL MAJOR FUND ANALYSIS

As Page County completed the year, its governmental funds reported a combined fund balance of approximately \$9.7 million, an increase of approximately \$300,000 above last year's total of approximately \$9.4 million. The following are the reasons for the changes in fund balances of the major funds from the prior year:

- The General Fund, the operating fund for Page County, ended the current year with a balance of \$5,267,207, an increase of \$253,099 over the prior year ending balance of \$5,014,018. Revenues increased \$113,292, and expenditures increased \$154,340. The increase in expenditures is due primarily to the County increase in administrative expenditures.
- The Special Revenue, Mental Health Fund ended fiscal year 2020 with a \$94,724 balance, a decrease of \$41,045 from the prior year ending balance of \$135,769. Revenues increased \$56,160 in fiscal year 2020 due to an increase in the MHDS property tax levy of approximately 14%. Expenditures increased \$102,305, or 31.7%, over fiscal year 2019, due primarily to the increased distribution to the Region.
- The Special Revenue, Rural Services Fund ended fiscal year 2020 with a \$92,708 balance compared to the June 30, 2019 balance of \$161,215. Revenues increased \$50,645 and expenditures decreased \$12,753 when compared to the prior year. Property tax increased \$55,335 due primarily to the rural property valuations increasing approximately 3.7%. Expenditures decreased primarily due to a reduction in hours of the Environmental Specialist due to a reduced need for services.

- The Special Revenue, Secondary Roads Fund ended fiscal year 2020 with a \$3,290,301 balance compared to the June 30, 2019 balance of \$3,246,036. Revenues increased \$2,151,202, or 57.2%, over fiscal year 2019 while expenditures increased \$2,507,109, or 55.5%. The increase in revenue is due primarily to grant funds of approximately \$2.1 million received in fiscal year 2020, which were not received in fiscal year 2019. The increase in expenditures was primarily due to more road and bridge projects during fiscal year 2020.

BUDGETARY HIGHLIGHTS

Over the course of the year, Page County amended its budget one time. The amendment was made in May 2020. The amendment resulted in a total increase in budgeted disbursements of \$2,013,751. Budgeted disbursements primarily increased in the capital projects function by \$2,250,000, which was partially offset by a decrease in the roads and transportation function by \$300,000.

Overall, the County’s receipts were \$1,643,344 less than the final budget, a variance of 10.6%. Total disbursements were \$3,008,279 less than the amended budget. Actual disbursements for administration were \$266,356 less than budgeted and capital projects were \$2,672,830 less than budgeted. This was due to anticipated expenditures not occurring.

Even with the budget amendment, the County exceeded the amount budgeted in the roads and transportation function.

CAPITAL ASSETS AND DEBT ADMINISTRATION

Capital Assets

At June 30, 2020, Page County had approximately \$27.5 million invested in a broad range of capital assets, including public safety equipment, buildings, roads and bridges. This is an increase of approximately \$1,520,000, or 5.84%, over the prior year.

Capital Assets of Governmental Activities at Year End		
	June 30,	
	2020	2019
Land	\$ 874,232	874,232
Construction in progress	1,991,680	79,556
Buildings and improvements	1,886,305	1,894,605
Equipment and vehicles	2,387,514	2,735,456
Infrastructure	20,383,453	20,419,477
Total	\$ 27,523,184	26,003,326

Page County’s depreciation expense totaled \$1,856,392 in fiscal year 2020 and total accumulated depreciation was \$16,939,442 at June 30, 2020. Additional information about the County’s capital assets is included in Note 4 to the financial statements.

Long-Term Debt

At June 30, 2020, Page County had \$1,575,000 of general obligation bonds outstanding compared to \$1,965,000 at June 30, 2019.

The Constitution of the State of Iowa limits the amount of general obligation debt counties can issue to 5% of the assessed value of all taxable property within the County's corporate limits. Page County's outstanding debt of \$1,575,000 is significantly below its constitutional debt limit of approximately \$62 million. Additional information about the County's long-term debt is included in Note 6 to the financial statements.

ECONOMIC FACTORS AND NEXT YEAR'S BUDGET AND RATES

Page County's elected and appointed officials and citizens considered many factors when setting the 2021 County budget, tax rates and fees that apply for the various county services. One of those factors is the economy. Unemployment in the County now stands at 3.2% versus 2.5% a year ago. This compares to the State's unemployment rate of 2.8% and the national rate of 3.6%.

These indicators were taken into account when adopting the budget for fiscal year 2021. Amounts available for appropriation in the operating budget are approximately \$20.9 million, a decrease of approximately 6.3% from the final fiscal year 2020 budget. Budgeted disbursements are \$15 million.

CONTACTING THE COUNTY'S FINANCIAL MANAGEMENT

This financial report is designed to provide our citizens, taxpayers, customers and creditors with a general overview of Page County's finances and to show the County's accountability for the money it receives. If you have questions about this report or need additional financial information, contact Melissa Wellhausen at the Page County Auditor's Office, by mail at 112 E Main, Clarinda, Iowa 51632 or by telephone at (712) 542-3219.

Basic Financial Statements

Page County
Statement of Net Position
June 30, 2020

	Governmental Activities
Assets	
Cash and pooled investments	\$ 8,439,436
Receivables:	
Property tax:	
Delinquent	76,957
Succeeding year	6,106,000
Interest and penalty on property tax	36,043
Accounts	6,166
Loan	560,000
Due from other governments	702,161
Inventories	481,044
Capital assets, net of accumulated depreciation	27,523,184
Total assets	43,930,991
Deferred Outflows of Resources	
Pension related deferred outflows	797,573
Liabilities	
Accounts payable	214,641
Salaries and benefits payable	221,191
Accrued interest payable	2,412
Due to other governments	8,751
Long-term liabilities:	
Portion due or payable within one year:	
General obligation bonds	400,000
Compensated absences	159,171
Total OPEB liability	9,882
Portion due or payable after one year:	
General obligation bonds	1,175,000
Compensated absences	294,565
Net pension liability	2,261,444
Total OPEB liability	871,598
Total liabilities	5,618,655
Deferred Inflows of Resources	
Unavailable property tax revenue	6,106,000
Pension related deferred inflows	588,699
Total deferred inflows of resources	6,694,699
Net Position	
Net investment in capital assets	27,523,184
Restricted for:	
Supplemental levy purposes	1,468,417
Mental health purposes	95,926
Rural services purposes	75,305
Secondary roads purposes	3,204,970
Other purposes	864,303
Unrestricted	(816,895)
Total net position	\$ 32,415,210

See notes to financial statements.

Page County

Statement of Activities

Year ended June 30, 2020

	Program Revenues				Net (Expense) Revenue and Changes in Net Position
	Expenses	Charges for Service	Operating Grants, Contributions and Restricted Interest	Capital Grants, Contributions and Restricted Interest	
Functions/Programs:					
Governmental activities:					
Public safety and legal services	\$ 2,844,136	90,144	38,923	-	(2,715,069)
Physical health and social services	496,799	21,895	219,447	-	(255,457)
Mental health	438,507	-	-	-	(438,507)
County environment and education	483,548	59,403	430	44,478	(379,237)
Roads and transportation	6,323,607	97,881	3,879,561	2,955,147	608,982
Governmental services to residents	632,114	299,097	-	-	(333,017)
Administration	1,324,527	20,056	-	-	(1,304,471)
Non-program	245	-	-	-	(245)
Interest on long-term debt	37,654	-	12,458	-	(25,196)
Total	\$ 12,581,137	588,476	4,150,819	2,999,625	(4,842,217)
General Revenues:					
Property and other county tax levied for:					
General purposes					5,730,297
Debt service					250,987
Penalty and interest on property tax					27,698
State tax credits and replacements					489,974
Local option sales tax					461,796
Unrestricted investment earnings					148,170
Gain on disposal of capital assets					9,934
Miscellaneous					97,363
Total general revenues					7,216,219
Change in net position					2,374,002
Net position beginning of year					30,041,208
Net position end of year					\$ 32,415,210

See notes to financial statements.

Page County
Balance Sheet
Governmental Funds

June 30, 2020

	General	Special Revenue	
		Mental Health	Rural Services
Assets			
Cash and pooled investments	\$ 4,823,622	95,383	98,870
Receivables:			
Property tax:			
Delinquent	57,481	4,764	11,357
Succeeding year	4,239,000	351,000	1,267,000
Interest and penalty on property tax	36,043	-	-
Accounts	3,643	-	1,950
Loan	560,000	-	-
Due from other governments	21,620	-	1,917
Inventories	-	-	-
Total assets	\$ 9,741,409	451,147	1,381,094
Liabilities, Deferred Inflows of Resources and Fund Balances			
Liabilities:			
Accounts payable	\$ 28,519	-	2,533
Salaries and benefits payable	133,921	2,610	11,216
Due to other governments	5,089	-	2,244
Total liabilities	167,529	2,610	15,993
Deferred inflows of resources:			
Unavailable revenue:			
Succeeding year property tax	4,239,000	351,000	1,267,000
Other	67,673	2,813	5,393
Total deferred inflows of resources	4,306,673	353,813	1,272,393
Fund balances:			
Nonspendable:			
Inventories	-	-	-
Restricted for:			
Supplemental levy purposes	1,474,392	-	-
Mental health purposes	-	94,724	-
Rural services purposes	-	-	92,708
Secondary roads purposes	-	-	-
Local option sales tax purposes	-	-	-
Drainage district purposes	-	-	-
Conservation land acquisition	7,281	-	-
Debt service	560,000	-	-
Other purposes	17,663	-	-
Committed for capital projects	40,460	-	-
Unassigned	3,167,411	-	-
Total fund balances	5,267,207	94,724	92,708
Total liabilities, deferred inflows of resources and fund balances	\$ 9,741,409	451,147	1,381,094

See notes to financial statements.

<hr/>		
Secondary		
Roads	Nonmajor	Total
2,578,166	843,395	8,439,436
-	3,355	76,957
-	249,000	6,106,000
-	-	36,043
573	-	6,166
-	-	560,000
608,646	69,978	702,161
481,044	-	481,044
<hr/>	<hr/>	<hr/>
3,668,429	1,165,728	16,407,807
183,589	-	214,641
73,444	-	221,191
1,418	-	8,751
<hr/>	<hr/>	<hr/>
258,451	-	444,583
-	249,000	6,106,000
119,677	1,987	197,543
<hr/>	<hr/>	<hr/>
119,677	250,987	6,303,543
481,044	-	481,044
-	-	1,474,392
-	-	94,724
-	-	92,708
2,809,257	-	2,809,257
-	672,190	672,190
-	60,470	60,470
-	-	7,281
-	115,842	675,842
-	66,239	83,902
-	-	40,460
-	-	3,167,411
<hr/>	<hr/>	<hr/>
3,290,301	914,741	9,659,681
<hr/>	<hr/>	<hr/>
3,668,429	1,165,728	16,407,807

Page County

Page County
 Reconciliation of the Balance Sheet –
 Governmental Funds to the Statement of Net Position

June 30, 2020

Total governmental fund balances (page 19) \$ 9,659,681

Amounts reported for governmental activities in the Statement of Net Position are different because:

Capital assets used in governmental activities are not current financial resources and, therefore, are not reported in the governmental funds. The cost of assets is \$44,462,626 and the accumulated depreciation is \$16,939,442. 27,523,184

Other long-term assets are not available to pay current year expenditures and, therefore, are recognized as deferred inflows of resources in the governmental funds. 197,543

Pension related deferred outflows of resources and deferred inflows of resources are not due and payable in the current year and, therefore, are not reported in the governmental fund, as follows:

Deferred outflows of resources	\$ 797,573	
Deferred inflows of resources	<u>(588,699)</u>	208,874

Long-term liabilities, including general obligation bonds payable, compensated absences payable, net pension liability, total OPEB liability and accrued interest payable, are not due and payable in the current year and, therefore, are not reported in the governmental funds. (5,174,072)

Net position of governmental activities (page 16) \$ 32,415,210

See notes to financial statements.

Page County

Statement of Revenues, Expenditures and
Changes in Fund Balances
Governmental Funds

Year ended June 30, 2020

	Special		
	General	Mental Health	Rural Services
Revenues:			
Property and other county tax	\$ 4,084,026	352,052	1,262,572
Local option sales tax	-	-	-
Interest and penalty on property tax	23,097	-	-
Intergovernmental	683,430	32,035	74,403
Licenses and permits	3,490	-	14,010
Charges for service	407,616	-	-
Use of money and property	209,036	-	-
Miscellaneous	69,285	-	2,310
Total revenues	<u>5,479,980</u>	<u>384,087</u>	<u>1,353,295</u>
Expenditures:			
Operating:			
Public safety and legal services	2,410,214	-	348,489
Physical health and social services	422,361	-	57,055
Mental health	-	425,132	-
County environment and education	399,042	-	38,936
Roads and transportation	-	-	-
Governmental services to residents	617,035	-	3,300
Administration	1,344,538	-	3,387
Non-program	245	-	-
Debt service	162,708	-	-
Capital projects	-	-	-
Total expenditures	<u>5,356,143</u>	<u>425,132</u>	<u>451,167</u>
Excess (deficiency) of revenues over (under) expenditures	<u>123,837</u>	<u>(41,045)</u>	<u>902,128</u>
Other financing sources (uses):			
Transfers in	129,262	-	127,531
Transfers out	-	-	(1,098,166)
Total other financing sources (uses)	<u>129,262</u>	<u>-</u>	<u>(970,635)</u>
Change in fund balances	253,099	(41,045)	(68,507)
Fund balances beginning of year	<u>5,014,108</u>	<u>135,769</u>	<u>161,215</u>
Fund balances end of year	<u>\$ 5,267,207</u>	<u>94,724</u>	<u>92,708</u>

See notes to financial statements.

<u>Revenue</u>		
Secondary		
Roads	Nonmajor	Total
-	249,600	5,948,250
-	461,796	461,796
-	-	23,097
5,806,283	33,923	6,630,074
9,079	-	26,579
-	2,802	410,418
-	289	209,325
98,957	304	170,856
<u>5,914,319</u>	<u>748,714</u>	<u>13,880,395</u>
-	817	2,759,520
-	-	479,416
-	-	425,132
-	47,337	485,315
4,840,750	-	4,840,750
-	-	620,335
-	11,000	1,358,925
-	-	245
-	265,481	428,189
2,182,470	-	2,182,470
<u>7,023,220</u>	<u>324,635</u>	<u>13,580,297</u>
<u>(1,108,901)</u>	<u>424,079</u>	<u>300,098</u>
1,153,166	-	1,409,959
-	(311,793)	(1,409,959)
<u>1,153,166</u>	<u>(311,793)</u>	<u>-</u>
44,265	112,286	300,098
<u>3,246,036</u>	<u>802,455</u>	<u>9,359,583</u>
<u>3,290,301</u>	<u>914,741</u>	<u>9,659,681</u>

Page County

Reconciliation of the Statement of Revenues, Expenditures and
Changes in Fund Balances –
Governmental Funds to the Statement
of Activities

Year ended June 30, 2020

Change in fund balances - Total governmental funds (page 23) \$ 300,098

**Amounts reported for governmental activities in the Statement of
Activities are different because:**

Governmental funds report capital outlays as expenditures while governmental activities report depreciation expense to allocate those expenditures over the life of the assets. Capital outlay expenditures and contributed capital assets exceeded depreciation expense in the current year, as follows:

Expenditures for capital assets	\$ 2,457,568	
Capital assets contributed by the Iowa Department of Transportation	908,748	
Depreciation expense	<u>(1,856,392)</u>	1,509,924

In the Statement of Activities, the gain on the disposition of capital assets is reported, whereas the governmental funds report the proceeds from the disposition as an increase in financial resources. 9,934

Because some revenues will not be collected for several months after the County's year end, they are not considered available revenues and are recognized as deferred inflows of resources in the governmental funds, as follows:

Property tax	33,034	
Other	<u>124,278</u>	157,312

Repayment of long-term liabilities is an expenditure in the governmental funds, but the repayment reduces long-term liabilities in the Statement of Net Position. 390,000

The current year County share of IPERS contributions are reported as expenditures in the governmental funds but are reported as deferred outflows of resources in the Statement of Net Position. 394,543

Some expenses reported in the Statement of Activities do not require the use of current financial resources and, therefore, are not reported as expenditures in the governmental funds, as follows:

Compensated absences	(2,175)	
OPEB expense	131,211	
Pension expense	(517,380)	
Interest on long-term debt	<u>535</u>	<u>(387,809)</u>

Change in net position of governmental activities (page 17) \$ 2,374,002

See notes to financial statements.

Page County

Statement of Fiduciary Assets and Liabilities
Agency Funds

June 30, 2020

Assets

Cash and pooled investments:	
County Treasurer	\$ 1,987,470
Other County officials	27,625
Receivables:	
Property tax:	
Delinquent	236,649
Succeeding year	15,538,000
Accounts	20,326
Special assessments	7,136
Due from other governments	<u>51,400</u>
Total assets	<u>17,868,606</u>

Liabilities

Accounts payable	42,818
Salaries and benefits payable	12,739
Due to other governments	17,782,266
Trusts payable	7,246
Compensated absences	<u>23,537</u>
Total liabilities	<u>17,868,606</u>

Net position	<u>\$ -</u>
---------------------	-------------

See notes to financial statements.

Page County

Notes to Financial Statements

June 30, 2020

(1) Summary of Significant Accounting Policies

Page County is a political subdivision of the State of Iowa and operates under the Home Rule provisions of the Constitution of Iowa. The County operates under the Board of Supervisors form of government. Elections are on a partisan basis. Other elected officials operate independently with the Board of Supervisors. These officials are the Auditor, Treasurer, Recorder, Sheriff and Attorney. The County provides numerous services to citizens, including law enforcement, health and social services, parks and cultural activities, planning and zoning, roadway construction and maintenance and general administrative services.

The County's financial statements are prepared in conformity with U.S. generally accepted accounting principles as prescribed by the Governmental Accounting Standards Board.

A. Reporting Entity

For financial reporting purposes, Page County has included all funds, organizations, agencies, boards, commissions and authorities. The County has also considered all potential component units for which it is financially accountable and other organizations for which the nature and significance of their relationship with the County are such that exclusion would cause the County's financial statements to be misleading or incomplete. The Governmental Accounting Standards Board has set forth criteria to be considered in determining financial accountability. These criteria include appointing a voting majority of an organization's governing body and (1) the ability of the County to impose its will on that organization or (2) the potential for the organization to provide specific benefits to or impose specific financial burdens on the County.

These financial statements present Page County (the primary government) and its component units. The component units discussed below are included in the County's reporting entity because of the significance of their operational or financial relationships with the County.

Blended Component Units – The following component units are entities which are legally separate from the County but are so intertwined with the County they are, in substance, the same as the County. They are reported as part of the County and blended into the appropriate funds.

Eleven drainage districts have been established pursuant to Chapter 468 of the Code of Iowa for the drainage of surface waters from agricultural and other lands or the protection of such lands from overflow. Although these districts are legally separate from the County, they are controlled, managed and supervised by the Page County Board of Supervisors. The drainage districts are reported as a Special Revenue Fund. Financial information of the individual drainage districts can be obtained from the Page County Auditor's Office.

Jointly Governed Organizations – The County participates in several jointly governed organizations that provide goods or services to the citizenry of the County but do not meet the criteria of a joint venture since there is no ongoing financial interest or responsibility by the participating governments. The County Board of Supervisors are members of or appoint representatives to the following boards and commissions: Page County Assessor’s Conference Board, Page County Emergency Management Commission, Page County Joint 911 Service Board and Corner Counties Empowerment Area. Financial transactions of these organizations are included in the County’s financial statements only to the extent of the County’s fiduciary relationship with the organization and, as such, are reported in the Agency Funds of the County.

The County also participates in the following jointly governed organizations established pursuant to Chapter 28E of the Code of Iowa: Page County Landfill and Juvenile Detention Center. The County also participates in the following jointly governed organizations: Alcohol Assistance Agency, 4th Judicial District Department of Correctional Services, Golden Hills Resource Conservation and Development, Southwest Iowa Planning Council, Decategorization, West Central Development Corporation and the Southwest Iowa MHDS Region.

B. Basis of Presentation

Government-wide Financial Statements – The Statement of Net Position and the Statement of Activities report information on all of the nonfiduciary activities of the County and its component units. For the most part, the effect of interfund activity has been removed from these statements. Governmental activities are supported by property tax, intergovernmental revenues and other nonexchange transactions.

The Statement of Net Position presents the County’s nonfiduciary assets, deferred outflows of resources, liabilities and deferred inflows of resources, with the difference reported as net position. Net position is reported in the following categories.

Net investment in capital assets consists of capital assets, net of accumulated depreciation.

Restricted net position results when constraints placed on net position use are either externally imposed or are imposed by law through constitutional provisions or enabling legislation.

Unrestricted net position consists of net position not meeting the definition of the preceding categories. Unrestricted net position is often subject to constraints imposed by management which can be removed or modified.

The Statement of Activities demonstrates the degree to which the direct expenses of a given function are offset by program revenues. Direct expenses are those clearly identifiable with a specific function. Program revenues include 1) charges to customers or applicants who purchase, use or directly benefit from goods, services or privileges provided by a given function and 2) grants, contributions and interest restricted to meeting the operational or capital requirements of a particular function. Property tax and other items not properly included among program revenues are reported instead as general revenues.

Fund Financial Statements – Separate financial statements are provided for governmental funds and fiduciary funds even though the latter are excluded from the government-wide financial statements. Major individual governmental funds are reported as separate columns in the fund financial statements. All remaining governmental funds are aggregated and reported as nonmajor governmental funds.

The County reports the following major governmental funds:

The General Fund is the general operating fund of the County. All general tax revenues and other revenues not allocated by law or contractual agreement to some other fund are accounted for in this fund. From the fund are paid the general operating expenditures, the fixed charges and the capital improvement costs not paid from other funds.

Special Revenue:

The Mental Health Fund is used to account for property tax and other revenues to be used to fund mental health, intellectual disabilities and developmental disabilities services.

The Rural Services Fund is used to account for property tax and other revenues to provide services which are primarily intended to benefit those persons residing in the county outside of incorporated city areas.

The Secondary Roads Fund is used to account for the road use tax allocation from the State of Iowa, transfers from the General Fund and the Special Revenue, Rural Services Fund and other revenues to be used for secondary road construction and maintenance.

Additionally, the County reports the following funds:

Fiduciary Funds – Agency Funds are used to account for assets held by the County as an agent for individuals, private organizations, certain jointly governed organizations, other governmental units and/or other funds.

C. Measurement Focus and Basis of Accounting

The government-wide and fiduciary fund financial statements are reported using the economic resources measurement focus and the accrual basis of accounting. Revenues are recorded when earned and expenses are recorded when a liability is incurred, regardless of the timing of related cash flows. Property tax is recognized as revenue in the year for which it is levied. Grants and similar items are recognized as revenue as soon as all eligibility requirements imposed by the provider have been satisfied.

Governmental fund financial statements are reported using the current financial resources measurement focus and the modified accrual basis of accounting. Revenues are recognized as soon as they are both measurable and available. Revenues are considered to be available when they are collectible within the current year or soon enough thereafter to pay liabilities of the current year. For this purpose, the County considers revenues to be available if they are collected within 60 days after year end.

Property tax, intergovernmental revenues (shared revenues, grants and reimbursements from other governments) and interest are considered to be susceptible to accrual. All other revenue items are considered to be measurable and available only when cash is received by the County.

Expenditures generally are recorded when a liability is incurred, as under accrual accounting. However, principal and interest on long-term debt, claims and judgments and compensated absences are recorded as expenditures only when payment is due. Capital asset acquisitions are reported as expenditures in governmental funds. Proceeds of general long-term debt and acquisitions under capital leases are reported as other financing sources.

Under the terms of grant agreements, the County funds certain programs by a combination of specific cost-reimbursement grants, categorical block grants and general revenues. Thus, when program expenses are incurred, there are both restricted and unrestricted net position available to finance the program. It is the County's policy to first apply cost-reimbursement grant resources to such programs, followed by categorical block grants and then by general revenues.

When an expenditure is incurred in governmental funds which can be paid using either restricted or unrestricted resources, the County's policy is to pay the expenditure from restricted fund balance and then from less-restrictive classifications – committed, assigned and then unassigned fund balances.

The County maintains its financial records on the cash basis. The financial statements of the County are prepared by making memorandum adjusting entries to the cash basis financial records.

D. Assets, Deferred Outflows of Resources, Liabilities, Deferred Inflows of Resources and Fund Balance/Net Position

The following accounting policies are followed in preparing the financial statements:

Cash and Pooled Investments – The cash balances of most County funds are pooled and invested. Interest earned on investments is recorded in the General Fund unless otherwise provided by law. Investments are stated at fair value except for investments in non-negotiable certificates of deposit which are valued at amortized cost.

Property Tax Receivable – Property tax in governmental funds is accounted for using the modified accrual basis of accounting.

Property tax receivable is recognized in these funds on the levy or lien date, which is the date the tax asking is certified by the County Board of Supervisors. Delinquent property tax receivable represents unpaid taxes for the current and prior years. The succeeding year property tax receivable represents taxes certified by the Board of Supervisors to be collected in the next fiscal year for the purposes set out in the budget for the next fiscal year. By statute, the Board of Supervisors is required to certify its budget in March of each year for the subsequent fiscal year. However, by statute, the tax asking and budget certification for the following fiscal year becomes effective on the first day of that year. Although the succeeding year property tax receivable has been recorded, the related revenue is reported as a deferred inflow of resources in both the government-wide and fund financial statements and will not be recognized as revenue until the year for which it is levied.

Property tax revenue recognized in these funds become due and collectible in September and March of the fiscal year with a 1½% per month penalty for delinquent payments; is based on January 1, 2018 assessed property valuations; is for the tax accrual period July 1, 2019 through June 30, 2020 and reflects the tax asking contained in the budget certified by the County Board of Supervisors in March 2019.

Interest and Penalty on Property Tax Receivable – Interest and penalty on property tax receivable represents the amount of interest and penalty that was due and payable but has not been collected.

Special Assessments Receivable – Special assessments receivable represent the amounts assessed to individuals for work done which benefits their property. These assessments are payable by individuals in no more than 15 annual installments. Each annual installment with interest on the unpaid balance is due on September 30 and is subject to the same interest and penalties as other taxes. Special assessments receivable represent assessments which have been made but have not been collected.

Due from Other Governments – Due from other governments represents amounts due from the State of Iowa, various shared revenues, grants and reimbursements from other governments.

Inventories – Inventories are valued at cost using the first-in, first-out method. Inventories consist of expendable supplies held for consumption. Inventories of governmental funds are recorded as expenditures when consumed rather than when purchased

Capital Assets – Capital assets, which include property, furniture and equipment and intangibles acquired after July 1, 1980 are reported in the governmental activities column in the government-wide Statement of Net Position. Capital assets are recorded at historical cost if purchased or constructed. Donated capital assets are recorded at acquisition value. Acquisition value is the price that would have been paid to acquire a capital asset with equivalent service potential. The costs of normal maintenance and repair that do not add to the value of the asset or materially extend asset lives are not capitalized. Reportable capital assets are defined by the County as assets with initial, individual costs in excess of the following thresholds and estimated useful lives in excess of two years.

Asset Class	Amount
Infrastructure, road network	\$ 50,000
Land, buildings and improvements	25,000
Intangibles	50,000
Equipment and vehicles	5,000

Capital assets of the County are depreciated using the straight-line method over the following estimated useful lives:

Asset Class	Estimated Useful lives (In Years)
Buildings and improvements	40 - 50
Infrastructure, road network	5 - 65
Intangibles	5 - 20
Equipment	2 - 20
Vehicles	3 - 10

Deferred Outflows of Resources – Deferred outflows of resources represent a consumption of net position applicable to a future year(s) which will not be recognized as an outflow of resources (expense/expenditure) until then. Deferred outflows of resources consist of unrecognized items not yet charged to pension expense and contributions from the County after the measurement date but before the end of the County’s reporting period.

Due to Other Governments – Due to other governments represents taxes and other revenues collected by the County and payments for services which will be remitted to other governments.

Trusts Payable – Trusts payable represents amounts due to others which are held by various County officials in fiduciary capacities until the underlying legal matters are resolved.

Compensated Absences – County employees accumulate a limited amount of earned but unused compensatory time, vacation and sick leave hours for subsequent use or for payment upon termination, death or retirement. A liability is recorded when incurred in the government-wide and fiduciary fund financial statements. A liability for these amounts is reported in governmental fund financial statements only for employees who have resigned or retired. The compensated absences liability has been computed based on rates of pay in effect at June 30, 2020. The compensated absences liability attributable to the governmental activities will be paid primarily by the General Fund and the Special Revenue, Mental Health, Rural Services and Secondary Roads Funds.

Long-Term Liabilities – In the government-wide financial statements, long-term debt and other long-term obligations are reported as liabilities in the applicable governmental activities Statement of Net Position.

In the governmental fund financial statements, the face amount of debt issued is reported as other financing sources. Issuance costs, whether or not withheld from the actual debt proceeds received, are reported as debt service expenditures.

Pensions – For purposes of measuring the net pension liability, deferred outflows of resources and deferred inflows of resources related to pensions and pension expense, information about the fiduciary net position of the Iowa Public Employees’ Retirement System (IPERS) and additions to/deductions from IPERS’ fiduciary net position have been determined on the same basis as they are reported by IPERS. For this purpose, benefit payments, including refunds of employee contributions, are recognized when due and payable in accordance with the benefit terms. Investments are reported at fair value. The net pension liability attributable to the governmental activities will be paid primarily by the General Fund and the Special Revenue, Mental Health, Rural Services and Secondary Roads Funds.

Total OPEB Liability – For the purposes of measuring the total OPEB liability and OPEB expense, information has been determined based on Page County’s actuary report. For this purpose, benefit payments are recognized when due and payable in accordance with the benefit terms. The total OPEB liability attributable to the governmental activities will be paid primarily by the General Fund and the Special Revenue, Mental Health, Rural Services and Secondary Roads Funds.

Deferred Inflows of Resources – Deferred inflows of resources represents an acquisition of net position applicable to a future year(s) which will not be recognized as an inflow of resources (revenue) until that time. Although certain revenues are measurable, they are not available. Available means collected within the current year or expected to be collected soon enough thereafter to be used to pay liabilities of the current year. Deferred inflows of resources in the governmental fund financial statements represents the amount of assets that have been recognized, but the related revenue has not been recognized since the assets are not collected within the current year or expected to be collected soon enough thereafter to be used to pay liabilities of the current year. Deferred inflows of resources in the fund financial statements consist of property tax receivable and other receivables not collected within sixty days after year end and succeeding year property tax that will not be recognized until the year for which it is levied.

Deferred inflows of resources in the Statement of Net Position consists of succeeding year property tax receivable which will not be recognized until the year for which it is levied, unrecognized items not yet charged to pension expense and the unamortized portion of the net difference between projected and actual earnings on pension plan assets.

Fund Balance – In the governmental fund financial statements, fund balances are classified as follows:

Nonspendable – Amounts which cannot be spent because they are in a nonspendable form or because they are legally or contractually required to be maintained intact.

Restricted – Amounts restricted to specific purposes when constraints placed on the use of the resources are either externally imposed by creditors, grantors or state or federal laws or are imposed by law through constitutional provisions or enabling legislation.

Committed – Amounts which can only be used for specific purposes pursuant to constraints formally imposed by the Board of Supervisors through ordinance or resolution approved prior to year-end. Committed amounts cannot be used for any other purpose unless the Board of Supervisors removes or changes the specified use by taking the same action it employed to commit those amounts.

Unassigned – All amounts not included in the preceding classifications.

E. Budgets and Budgetary Accounting

The budgetary comparison and related disclosures are reported as Required Supplementary Information. During the year ended June 30, 2020, disbursements exceeded the amount budgeted in the roads and transportation function.

(2) Cash, Cash Equivalents and Pooled Investments

The County’s deposits in banks at June 30, 2020 were entirely covered by federal depository insurance or by the State Sinking Fund in accordance with Chapter 12C of the Code of Iowa. This chapter provides for additional assessments against the depositories to ensure there will be no loss of public funds.

The County is authorized by statute to invest public funds in obligations of the United States government, its agencies and instrumentalities; certificates of deposit or other evidences of deposit at federally insured depository institutions approved by the Board of Supervisors; prime eligible bankers acceptances; certain high rated commercial paper; perfected repurchase agreements; certain registered open-end management investment companies; certain joint investment trusts; and warrants or improvement certificates of a drainage district.

The County had no investments meeting the disclosure requirements of Governmental Accounting Standards Board Statement No. 72.

(3) Interfund Transfers

The detail of interfund transfers for the year ended June 30, 2020 is as follows:

Transfer to	Transfer from	Amount
General	Special Revenue: Local Option Sales Tax	\$ 129,262
Special Revenue: Rural Services	Special Revenue: Local Option Sales Tax	<u>127,531</u>
Special Revenue: Secondary Roads	Special Revenue: Rural Services	1,098,166
	Local Option Sales Tax	<u>55,000</u>
		<u>1,153,166</u>
Total		<u>\$ 1,409,959</u>

Transfers generally move resources from the fund statutorily required to collect the resources to the fund statutorily required to expend the resources.

(4) Capital Assets

Capital assets activity for the year ended June 30, 2020 is as follows:

	Balance Beginning of Year	Increases	Decreases	Balance End of Year
Governmental activities:				
Capital assets not being depreciated:				
Land	\$ 874,232	-	-	874,232
Construction in progress	79,556	2,999,581	(1,087,457)	1,991,680
Total capital assets not being depreciated	953,788	2,999,581	(1,087,457)	2,865,912
Capital assets being depreciated:				
Buildings and improvements	4,957,831	119,635	-	5,077,466
Equipment and vehicles	8,277,313	263,600	(87,143)	8,453,770
Infrastructure, road network	26,978,021	1,087,457	-	28,065,478
Total capital assets being depreciated	40,213,165	1,470,692	(87,143)	41,596,714
Less accumulated depreciation for:				
Buildings and improvements	3,063,226	127,935	-	3,191,161
Equipment and vehicles	5,541,857	604,976	(80,577)	6,066,256
Infrastructure, road network	6,558,544	1,123,481	-	7,682,025
Total accumulated depreciation	15,163,627	1,856,392	(80,577)	16,939,442
Total capital assets being depreciated, net	25,049,538	(385,700)	(6,566)	24,657,272
Governmental activities capital assets, net	\$ 26,003,326	2,613,881	(1,094,023)	27,523,184

Depreciation expense was charged to the following functions:

Governmental activities:	
Public safety and legal services	\$ 111,602
Physical health and social services	410
County environment and education	26,812
Roads and transportation	1,611,827
Administration	105,741
Total depreciation expense - governmental activities	<u>\$ 1,856,392</u>

(5) Due to Other Governments

The County purchases services from other governmental units and also acts as a fee and tax collection agent for various governmental units. Tax collections are remitted to those governments in the month following collection. A summary of amounts due to other governments at June 30, 2020 is as follows:

Fund	Description	Amount
General	Services	\$ 5,089
Special Revenue:		
Rural Services Basic	Services	2,244
Secondary Roads	Services	1,418
Total for governmental funds		<u>\$ 8,751</u>
Agency:		
County Assessor	Collections	\$ 1,496,767
Schools		8,992,175
Community Colleges		915,546
Corporations		5,107,319
Townships		205,631
Auto License and Use Tax		447,314
All other		617,514
Total for agency funds		<u>\$ 17,782,266</u>

(6) Long-Term Liabilities

A summary of changes in long-term liabilities for the year ended June 30, 2020 is as follows:

	General Obligation Bonds	Compensated Absences	Net Pension Liability	Total OPEB Liability	Total
Balance beginning of year	\$ 1,965,000	451,561	2,584,092	1,012,691	6,013,344
Increases	-	212,948	-	156,593	369,541
Decreases	390,000	210,773	322,648	287,804	888,577
Balance end of year	<u>\$ 1,575,000</u>	<u>453,736</u>	<u>2,261,444</u>	<u>881,480</u>	<u>5,171,660</u>
Due within one year	\$ 400,000	159,171	-	9,882	569,053

Bonds Payable

In November 2015, the County entered into a loan agreement for the issuance of \$1,205,000 of general obligation solid waste management and refunding bonds to pay the costs of expanding and upgrading the Page County Landfill. The bonds bear interest at rates ranging from 0.75% to 2.10% per annum with a final maturity of June 1, 2025. During the year ended June 30, 2020, the County paid principal and interest of \$150,000 and \$11,958, respectively, on the bonds.

On November 7, 2017, the County entered into a general obligation emergency communication equipment bond agreement in the amount of \$1,740,000. The bond proceeds were used to acquire and install emergency communications equipment and systems. The loan agreement bears interest at rates of 2.00% and 2.05% per annum with final maturity on June 1, 2024. During the year ended June 30, 2020, the County paid principal and interest of \$240,000 and \$25,233, respectively, on the bonds.

A summary of the County's June 30, 2020 general obligation indebtedness is as follows:

General Obligation Bonds							
Solid Waste Management and Refunding				Emergency Communications Equipment			
Issued November 24, 2015				Issued November 7, 2017			
Year Ending June 30,	Interest Rates	Principal	Interest	Interest Rates	Principal	Interest	
2021	1.50%	\$ 155,000	10,008	2.00%	\$ 245,000	20,433	
2022	1.75	155,000	7,683	2.00	250,000	15,533	
2023	1.75	80,000	4,970	2.00	255,000	10,533	
2024	2.10	85,000	3,570	2.05	265,000	5,431	
2025	2.10	85,000	1,785		-	-	
Total		\$ 560,000	28,016		\$ 1,015,000	51,930	

Year Ending June 30,	Total		
	Principal	Interest	Total
2021	\$ 400,000	30,441	430,441
2022	405,000	23,216	428,216
2023	335,000	15,503	350,503
2024	350,000	9,001	359,001
2025	85,000	1,785	86,785
Total	\$ 1,575,000	79,946	1,654,946

During the year ended June 30, 2020 the County retired \$390,000 of general obligation debt.

The Page County Landfill has agreed to pay the County the principal and interest on the general obligation solid waste management and refunding bonds issued November 24, 2015 as they come due. The County reports a loan receivable in the General Fund equal to the principal outstanding on those general obligation bonds.

(7) Pension Plan

Plan Description – IPERS membership is mandatory for employees of the County, except for those covered by another retirement system. Employees of the County are provided with pensions through a cost-sharing multiple employer defined benefit pension plan administered by the Iowa Public Employees’ Retirement System (IPERS). IPERS issues a stand-alone financial report which is available to the public by mail at PO Box 9117, Des Moines, Iowa 50306-9117 or at www.ipers.org.

IPERS benefits are established under Iowa Code Chapter 97B and the administrative rules thereunder. Chapter 97B and the administrative rules are the official plan documents. The following brief description is provided for general informational purposes only. Refer to the plan documents for more information.

Pension Benefits – A Regular member may retire at normal retirement age and receive monthly benefits without an early-retirement reduction. Normal retirement age is age 65, any time after reaching age 62 with 20 or more years of covered employment or when the member's years of service plus the member's age at the last birthday equals or exceeds 88, whichever comes first. These qualifications must be met on the member's first month of entitlement to benefits. Members cannot begin receiving retirement benefits before age 55. The formula used to calculate a Regular member's monthly IPERS benefit includes:

- A multiplier based on years of service.
- The member's highest five-year average salary, except for members with service before June 30, 2012 will use the highest three-year average salary as of that date if it is greater than the highest five-year average salary.

Sheriffs, deputies and protection occupation members may retire at normal retirement age, which is generally at age 55. Sheriffs, deputies and protection occupation members may retire any time after reaching age 50 with 22 or more years of covered employment.

The formula used to calculate a sheriff's, deputy's or protection occupation member's monthly IPERS benefit includes:

- 60% of average salary after completion of 22 years of service, plus an additional 1.5% of average salary for years of service greater than 22 but not more than 30 years of service.
- The member's highest three-year average salary.

If a member retires before normal retirement age, the member's monthly retirement benefit will be permanently reduced by an early-retirement reduction. The early-retirement reduction is calculated differently for service earned before and after July 1, 2012. For service earned before July 1, 2012, the reduction is 0.25% for each month the member receives benefits before the member's earliest normal retirement age. For service earned on or after July 1, 2012, the reduction is 0.50% for each month the member receives benefits before age 65.

Generally, once a member selects a benefit option, a monthly benefit is calculated and remains the same for the rest of the member's lifetime. However, to combat the effects of inflation, retirees who began receiving benefits prior to July 1990 receive a guaranteed dividend with their regular November benefit payments.

Disability and Death Benefits – A vested member who is awarded federal Social Security disability or Railroad Retirement disability benefits is eligible to claim IPERS benefits regardless of age. Disability benefits are not reduced for early retirement. If a member dies before retirement, the member's beneficiary will receive a lifetime annuity or a lump-sum payment equal to the present actuarial value of the member's accrued benefit or calculated with a set formula, whichever is greater. When a member dies after retirement, death benefits depend on the benefit option the member selected at retirement.

Contributions – Contribution rates are established by IPERS following the annual actuarial valuation which applies IPERS' Contribution Rate Funding Policy and Actuarial Amortization Method. State statute limits the amount rates can increase or decrease each year to 1 percentage point. IPERS' Contribution Rate Funding Policy requires the actuarial contribution rate be determined using the "entry age normal" actuarial cost method and the actuarial assumptions and methods approved by the IPERS Investment Board. The actuarial contribution rate covers normal cost plus the unfunded actuarial liability payment based on a 30-year amortization period. The payment to amortize the unfunded actuarial liability is determined as a level percentage of payroll based on the Actuarial Amortization Method adopted by the Investment Board.

In fiscal year 2020, pursuant to the required rate, Regular members contributed 6.29% of covered payroll and the County contributed 9.44% of covered payroll for a total rate of 15.73%. The Sheriff, deputies and the County each contributed 9.51% of covered payroll for a total rate of 19.02%. Protection occupation members contributed 6.61% of covered payroll and the County contributed 9.91% of covered payroll for a total rate of 16.52%.

The County's contributions to IPERS for the year ended June 30, 2020 were \$394,543.

Net Pension Liability, Pension Expense, Deferred Outflows of Resources and Deferred Inflows of Resources Related to Pensions – At June 30, 2020, the County reported a liability of \$2,261,444 for its proportionate share of the net pension liability. The net pension liability was measured as of June 30, 2019 and the total pension liability used to calculate the net pension liability was determined by an actuarial valuation as of that date. The County's proportion of the net pension liability was based on the County's share of contributions to IPERS relative to the contributions of all IPERS participating employers. At June 30, 2019, the County's proportion was 0.039053%, which was a decrease of 0.001781% from its proportion measured as of June 30, 2018.

For the year ended June 30, 2020, the County recognized pension expense of \$517,380. At June 30, 2020, the County reported deferred outflows of resources and deferred inflows of resources related to pensions from the following sources:

	Deferred Outflows of Resources	Deferred Inflows of Resources
Differences between expected and actual experience	\$ 15,398	98,397
Changes of assumptions	327,154	79,637
Net difference between projected and actual earnings on IPERS investments	-	365,889
Changes in proportion and differences between County contributions and the County's proportionate share of contributions	60,478	44,776
County contributions subsequent to the measurement date	394,543	-
Total	<u>\$ 797,573</u>	<u>588,699</u>

\$394,543 reported as deferred outflows of resources related to pensions resulting from County contributions subsequent to the measurement date will be recognized as a reduction of the net pension liability in the year ending June 30, 2021. Other amounts reported as deferred outflows of resources and deferred inflows of resources related to pensions will be recognized in pension expense as follows:

Year ending June 30,	Amount
2021	\$ 51,473
2022	(88,662)
2023	(73,554)
2024	(66,755)
2025	(8,171)
Total	<u>\$ (185,669)</u>

There were no non-employer contributing entities to IPERS.

Actuarial Assumptions – The total pension liability in the June 30, 2019 actuarial valuation was determined using the following actuarial assumptions applied to all periods included in the measurement:

Rate of inflation (effective June 30, 2017)	2.60% per annum.
Rates of salary increase (effective June 30, 2017)	3.25 to 16.25% average, including inflation. Rates vary by membership group.
Long-term investment rate of return (effective June 30, 2017)	7.00% compounded annually, net of investment expense, including inflation.
Wage growth (effective June 30, 2017)	3.25% per annum, based on 2.60% inflation and 0.65% real wage inflation.

The actuarial assumptions used in the June 30, 2019 valuation were based on the results of an economic assumption study dated March 24, 2017 and a demographic assumption study dated June 28, 2018.

Mortality rates used in the 2019 valuation were based on the RP-2014 Employee and Healthy Annuitant Tables with MP-2017 generational adjustments.

The long-term expected rate of return on IPERS' investments was determined using a building-block method in which best-estimate ranges of expected future real rates (expected returns, net of investment expense and inflation) are developed for each major asset class. These ranges are combined to produce the long-term expected rate of return by weighting the expected future real rates of return by the target asset allocation percentage and by adding expected inflation. The target allocation and best estimates of arithmetic real rates of return for each major asset class are summarized in the following table:

<u>Asset Class</u>	<u>Asset Allocation</u>	<u>Long-Term Expected Real Rate of Return</u>
Domestic equity	22.0%	5.60%
International equity	15.0	6.08
Global smart beta equity	3.0	5.82
Core plus fixed income	27.0	1.71
Public credit	3.5	3.32
Public real assets	7.0	2.81
Cash	1.0	(0.21)
Private equity	11.0	10.13
Private real assets	7.5	4.76
Private credit	3.0	3.01
Total	<u>100.0%</u>	

Discount Rate – The discount rate used to measure the total pension liability was 7.00%. The projection of cash flows used to determine the discount rate assumed employee contributions will be made at the contractually required rate and contributions from the County will be made at contractually required rates, actuarially determined. Based on those assumptions, IPERS' fiduciary net position was projected to be available to make all projected future benefit payments to current active and inactive employees. Therefore, the long-term expected rate of return on IPERS' investments was applied to all periods of projected benefit payments to determine the total pension liability.

Sensitivity of the County's Proportionate Share of the Net Pension Liability to Changes in the Discount Rate – The following presents the County's proportionate share of the net pension liability calculated using the discount rate of 7.00%, as well as what the County's proportionate share of the net pension liability would be if it were calculated using a discount rate 1% lower (6.00%) or 1% higher (8.00%) than the current rate.

	1% Decrease (6.00%)	Discount Rate (7.00%)	1% Increase (8.00%)
County's proportionate share of the net pension liability:	\$ 4,697,918	2,261,444	218,317

IPERS' Fiduciary Net Position – Detailed information about IPERS' fiduciary net position is available in the separately issued IPERS financial report which is available on IPERS' website at www.ipers.org.

Payables to IPERS – All legally required County contributions and legally required employee contributions which had been withheld from employee wages were remitted by the County to IPERS by June 30, 2020.

(8) Other Postemployment Benefits (OPEB)

Plan Description – The County administers a single-employer benefit plan which provides medical, prescription drug and dental benefits for employees, retirees and their spouses. Group insurance benefits are established under Iowa Code Chapter 509A.13. No assets are accumulated in a trust that meets the criteria in paragraph 4 of GASB Statement No. 75.

OPEB Benefits – Individuals who are employed by Page County and are eligible to participate in the group health plan are eligible to continue healthcare benefits upon retirement. Retirees under age 65 pay the same premium for the medical, prescription drug and dental benefits as active employees, which results in an implicit rate subsidy and an OPEB liability.

Retired participants must be age 55 or older at retirement. At June 30, 2020, the following employees were covered by the benefit terms:

Inactive employees or beneficiaries currently receiving benefit payments	1
Active employees	<u>88</u>
Total	<u>89</u>

Total OPEB Liability – The County's total OPEB liability of \$881,480 was measured as of June 30, 2020 and was determined by an actuarial valuation as of July 1, 2019.

Actuarial Assumptions – The total OPEB liability in the July 1, 2019 actuarial valuation was determined using the following actuarial assumptions and the entry age normal actuarial cost method, applied to all periods included in the measurement.

Rate of inflation (effective July 1, 2019)	2.60% per annum
Rates of salary increase (effective July 1, 2019)	3.25% per annum, including inflation.
Discount rate (effective July 1, 2019)	2.66% compounded annually, including inflation.
Healthcare cost trend rate (effective July 1, 2019)	8.00% initial rate decreasing by .5% annually to an ultimate rate of 5.00%.

Discount Rate – The discount rate used to measure the total OPEB liability was 2.66% which reflects the index rate for 20-year tax-exempt general obligation municipal bonds with an average rating of AA/Aa or higher as of the measurement date.

Mortality rates are from the SOA Pub-2010 total dataset mortality table fully generational using Scale MP-2020.

Changes in the Total OPEB Liability

	<u>Total OPEB Liability</u>
Total OPEB liability beginning of year	<u>\$ 1,012,691</u>
Changes for the year:	
Service cost	73,691
Interest	37,576
Differences between expected and actual experiences	(255,827)
Changes in assumptions	45,326
Benefit payments	<u>(31,977)</u>
Net changes	<u>(131,211)</u>
Total OPEB liability end of year	<u>\$ 881,480</u>

Changes of assumptions reflect a change in the discount rate from 3.51% in fiscal year 2019 to 2.66% in fiscal year 2020.

Sensitivity of the County’s Total OPEB Liability to Changes in the Discount Rate – The following presents the total OPEB liability of the County, as well as what the County’s total OPEB liability would be if it were calculated using a discount rate that is 1% lower (1.66%) or 1% higher (3.66%) than the current discount rate.

	1% Decrease (1.66%)	Discount Rate (2.66%)	1% Increase (3.66%)
Total OPEB liability	\$ 943,732	881,480	822,996

Sensitivity of the County’s Total OPEB Liability to Changes in the Healthcare Cost Trend Rates – The following presents the total OPEB liability of the County, as well as what the County’s total OPEB liability would be if it were calculated using healthcare cost trend rates that are 1% lower (7.00%) or 1% higher (9.00%) than the current healthcare cost trend rates.

	1% Decrease (7.00%)	Healthcare Cost Trend Rate (8.00%)	1% Increase (9.00%)
Total OPEB liability	\$ 797,859	881,480	978,451

OPEB Expense – For the year ended June 30, 2020, the County recognized a negative OPEB expense of \$131,211. Under the alternative measurement method, all deferred outflows/inflows of resources related to OPEB are fully recognized immediately.

(9) Risk Management

The County is a member of the Iowa Communities Assurance Pool, as allowed by Chapter 331.301 of the Code of Iowa. The Iowa Communities Assurance Pool (Pool) is a local government risk-sharing pool whose 779 members include various governmental entities throughout the State of Iowa. The Pool was formed in August 1986 for the purpose of managing and funding third-party liability claims against its members. The Pool provides coverage and protection in the following categories: general liability, automobile liability, automobile physical damage, public officials’ liability, police professional liability, property, inland marine and boiler/machinery. There have been no reductions in insurance coverage from prior years.

Each member’s annual casualty contributions to the Pool fund current operations and provide capital. Annual casualty operating contributions are those amounts necessary to fund, on a cash basis, the Pool’s general and administrative expenses, claims, claims expenses and reinsurance expenses estimated for the fiscal year, plus all or any portion of any deficiency in capital. Capital contributions are made during the first six years of membership and are maintained at a level determined by the Board not to exceed 300% of basis rate.

The Pool also provides property coverage. Members who elect such coverage make annual property operating contributions which are necessary to fund, on a cash basis, the Pool’s general and administrative expenses, reinsurance premiums, losses and loss expenses for property risks estimated for the fiscal year, plus all or any portion of any deficiency in capital. Any year-end operating surplus is transferred to capital. Deficiencies in operations are offset by transfers from capital and, if insufficient, by the subsequent year’s member contributions.

The County's property and casualty contributions to the Pool are recorded as expenditures from its operating funds at the time of payment to the Pool. The County's contributions to the Pool for the year ended June 30, 2020 were \$115,484.

The Pool uses reinsurance and excess risk-sharing agreements to reduce its exposure to large losses. The Pool retains general, automobile, police professional, and public officials' liability risks up to \$500,000 per claim. Claims exceeding \$500,000 are reinsured through reinsurance and excess risk-sharing agreements up to the amount of risk-sharing protection provided by the County's risk-sharing certificate. Property and automobile physical damage risks are retained by the Pool up to \$250,000 each occurrence, each location. Property risks exceeding \$250,000 are reinsured through reinsurance and excess risk-sharing agreements up to the amount of risk-sharing protection provided by the County's risk-sharing certificate.

The Pool's intergovernmental contract with its members provides that in the event a casualty claim, property loss or series of claims or losses exceeds the amount of risk-sharing protection provided by the County's risk-sharing certificate, or in the event a casualty claim, property loss or series of claims or losses exhausts the Pool's funds and any excess risk-sharing recoveries, then payment of such claims or losses shall be the obligation of the respective individual member against whom the claim was made or the loss was incurred.

The County does not report a liability for losses in excess of reinsurance or excess risk-sharing recoveries unless it is deemed probable such losses have occurred and the amount of such loss can be reasonably estimated. Accordingly, at June 30, 2020, no liability has been recorded in the County's financial statements. As of June 30, 2020, settled claims have not exceeded the risk pool or reinsurance coverage since the Pool's inception.

Members agree to continue membership in the Pool for a period of not less than one full year. After such period, a member who has given 60 days prior written notice may withdraw from the Pool. Upon withdrawal, payments for all claims and claim expenses become the sole responsibility of the withdrawing member, regardless of whether a claim was incurred or reported prior to the member's withdrawal. Upon withdrawal, a formula set forth in the Pool's intergovernmental contract with its members is applied to determine the amount (if any) to be refunded to the withdrawing member.

The County also carries commercial insurance purchased from other insurers for coverage associated with workers compensation in the amount of \$1,000,000. The County assumes liability for any deductibles and claims in excess of coverage limitations. Settled claims resulting from these risks have not exceeded commercial insurance coverage in any of the past three fiscal years.

(10) Tax Abatements

Governmental Accounting Standards Board Statement No. 77 defines tax abatements as a reduction in tax revenues that results from an agreement between one or more governments and an individual or entity in which (a) one or more governments promise to forgo tax revenues to which they are otherwise entitled and (b) the individual or entity promises to take a specific action after the agreement has been entered into that contributes to economic development or otherwise benefits the governments or the citizens of those governments.

Tax Abatements of Other Entities

Other entities within the County also provided tax abatements for urban renewal and economic development projects pursuant to Chapters 15 and 403 of the Code of Iowa. Additionally, the City of Anywhere offered an urban revitalization tax abatement program pursuant to Chapter 404 of the Code of Iowa. With prior approval by the governing body, this program provides for an exemption of taxes based on a percentage of the actual value added by improvements.

Property tax revenues of the County were reduced by the following amounts for the year ended June 30, 2020 under agreements entered into by the following entities:

Entity	Tax Abatement Program	Amount of Tax Abated
City of Clarinda	Urban renewal and economic development projects	\$ 12,203
	Chapter 404 tax abatement program	8,998
City of Shenandoah	Urban renewal and economic development projects	11,944

(11) Page County Financial Information Included in the Southwest Iowa MHDS Region

The Southwest Iowa MHDS Region, a jointly governed organization formed pursuant to the provisions of Chapter 28E of the Code of Iowa includes the following member counties: Cass County, Fremont County, Harrison County, Mills County, Monona County, Montgomery County, Pottawattamie County, Shelby County and Page County. The financial activity of the County’s Special Revenue, Mental Health Fund is included in the Southwest Iowa MHDS Region for the year ended June 30, 2020, as follows:

Revenues:		
Property and other county tax		\$ 352,052
Intergovernmental:		
State tax credits		32,035
Total revenues		<u>384,087</u>
Expenditures:		
General administration:		
Direct administration		68,632
Distribution to MHDS regional fiscal agent		356,500
Total expenditures		<u>425,132</u>
Excess of expenditures over revenues		(41,045)
Fund balance beginning of year		<u>135,769</u>
Fund balance end of year		<u>\$ 94,724</u>

(12) COVID-19

In March 2020, the COVID-19 outbreak was declared a global pandemic. The disruption to businesses across a range of industries in the United States continues to evolve. The full impact to local, regional and national economies, including that of Page County, remains uncertain.

To date, the outbreak has not created a material disruption to the operations of Page County. However, the extent of the financial impact of COVID-19 will depend on future developments, including the spread of the virus, duration and timing of the economic recovery. Due to these uncertainties, management cannot reasonably estimate the potential impact to Page County.

(13) Prospective Accounting Change

Governmental Accounting Standards Board has issued Statement No. 84, Fiduciary Activities. This statement will be implemented for the fiscal year ending June 30, 2021. The revised requirements of this statement will enhance the consistency and comparability of fiduciary activity reporting by state and local governments by establishing specific criteria for identifying fiduciary activities and clarifying whether and how business-type activities should report their fiduciary activities.

Page County

Required Supplementary Information

Page County

Budgetary Comparison Schedule of
Receipts, Disbursements and Changes in Balances –
Budget and Actual (Cash Basis) – All Governmental Funds

Required Supplementary Information

Year ended June 30, 2020

	Actual	Less Funds not Required to be Budgeted	Net
Receipts:			
Property and other county tax	\$ 6,376,607	-	6,376,607
Interest and penalty on property tax	20,821	-	20,821
Intergovernmental	6,442,382	-	6,442,382
Licenses and permits	26,672	-	26,672
Charges for service	404,281	-	404,281
Use of money and property	209,395	248	209,147
Miscellaneous	318,302	-	318,302
Total receipts	13,798,460	248	13,798,212
Disbursements:			
Public safety and legal services	2,760,869	-	2,760,869
Physical health and social services	479,794	-	479,794
Mental health	424,733	-	424,733
County environment and education	480,614	-	480,614
Roads and transportation	4,846,514	-	4,846,514
Governmental services to residents	617,015	-	617,015
Administration	1,370,923	-	1,370,923
Non-program	245	-	245
Debt service	428,189	-	428,189
Capital projects	2,177,170	-	2,177,170
Total disbursements	13,586,066	-	13,586,066
Excess (deficiency) of receipts over (under) disbursements	212,394	248	212,146
Other financing sources, net	-	-	-
Change in fund balances	212,394	248	212,146
Balance beginning of year	8,227,042	60,222	8,166,820
Balance end of year	\$ 8,439,436	60,470	8,378,966

See accompanying independent auditor's report.

Budgeted Amounts		Final to
Original	Final	Net
		Variance
6,435,713	6,435,713	(59,106)
31,040	31,040	(10,219)
6,543,887	8,245,865	(1,803,483)
24,600	24,600	2,072
360,205	360,205	44,076
57,951	57,951	151,196
278,909	286,182	32,120
<u>13,732,305</u>	<u>15,441,556</u>	<u>(1,643,344)</u>
2,976,868	2,976,868	215,999
584,259	584,259	104,465
425,708	425,708	975
505,812	557,563	76,949
4,773,500	4,473,500	(373,014)
652,777	652,777	35,762
1,625,279	1,637,279	266,356
8,000	8,000	7,755
428,391	428,391	202
<u>2,600,000</u>	<u>4,850,000</u>	<u>2,672,830</u>
<u>14,580,594</u>	<u>16,594,345</u>	<u>3,008,279</u>
(848,289)	(1,152,789)	1,364,935
<u>20,000</u>	<u>20,000</u>	<u>(20,000)</u>
(828,289)	(1,132,789)	1,344,935
<u>6,849,421</u>	<u>6,849,421</u>	<u>1,317,399</u>
<u>6,021,132</u>	<u>5,716,632</u>	<u>2,662,334</u>

Page County

Budgetary Comparison Schedule – Budget to GAAP Reconciliation

Required Supplementary Information

Year ended June 30, 2020

	Governmental Funds		
	Cash Basis	Accrual Adjustments	Modified Accrual Basis
Revenues	\$ 13,798,460	81,935	13,880,395
Expenditures	13,586,066	(5,769)	13,580,297
Net	212,394	87,704	300,098
Other financing sources, net	-	-	-
Beginning fund balances	8,227,042	1,132,541	9,359,583
Ending fund balances	\$ 8,439,436	1,220,245	9,659,681

See accompanying independent auditor's report.

Page County

Notes to Required Supplementary Information – Budgetary Reporting

June 30, 2020

This budgetary comparison is presented as Required Supplementary Information in accordance with Governmental Accounting Standards Board Statement No. 41 for governments with significant budgetary perspective differences resulting from not being able to present budgetary comparisons for the General Fund and each major Special Revenue Fund.

In accordance with the Code of Iowa, the County Board of Supervisors annually adopts a budget on the cash basis following required public notice and hearing for all funds except blended component units and Agency Funds and appropriates the amount deemed necessary for each of the different County offices and departments. The budget may be amended during the year utilizing similar statutorily prescribed procedures. Encumbrances are not recognized on the cash basis budget and appropriations lapse at year end.

Formal and legal budgetary control is based upon ten major classes of expenditures known as functions, not by fund. These ten functions are: public safety and legal services, physical health and social services, mental health, county environment and education, roads and transportation, governmental services to residents, administration, non-program, debt service and capital projects. Function disbursements required to be budgeted include disbursements for the General Fund, the Special Revenue Funds and the Debt Service Fund. Although the budget document presents function disbursements by fund, the legal level of control is at the aggregated function level, not by fund. Legal budgetary control is also based upon the appropriation to each office or department. During the year, one budget amendment increased budgeted disbursements by \$2,013,751. The budget amendment is reflected in the final budgeted amounts.

In addition, annual budgets are similarly adopted in accordance with the Code of Iowa by the appropriate governing body as indicated: for the County Assessor by the County Conference Board, for the 911 System by the Joint 911 Service Board and for Emergency Management Services by the County Emergency Management Commission.

During the year ended June 30, 2020, disbursements exceeded the amount budgeted in the roads and transportation function.

Page County

Schedule of the County's Proportionate Share of the Net Pension Liability

Iowa Public Employees' Retirement System
For the Last Six Years*
(In Thousands)

Required Supplementary Information

	2020	2019	2018	2017
County's proportion of the net pension liability	0.039053%	0.040834%	0.042945%	0.040899%
County's proportionate share of the net pension liability	\$ 2,261	2,584	2,861	2,574
County's covered payroll	\$ 3,947	3,929	3,770	3,494
County's proportionate share of the net pension liability as a percentage of its covered payroll	57.28%	65.77%	75.89%	73.67%
IPERS' net position as a percentage of the total pension liability	85.45%	83.62%	82.21%	81.82%

* In accordance with GASB Statement No. 68, the amounts presented for each fiscal year were determined as of June 30 of the preceding fiscal year.

See accompanying independent auditor's report.

2016	2015
0.039699%	0.038324%
1,961	1,520
3,427	3,291
57.22%	46.19%
85.19%	87.61%

Page County

Schedule of County Contributions

Iowa Public Employees' Retirement System
For the Last Ten Years
(In Thousands)

Required Supplementary Information

	<u>2020</u>	<u>2019</u>	<u>2018</u>	<u>2017</u>
Statutorily required contribution	\$ 395	376	355	343
Contributions in relation to the statutorily required contribution	<u>(395)</u>	<u>(376)</u>	<u>(355)</u>	<u>(343)</u>
Contribution deficiency (excess)	<u>\$ -</u>	<u>-</u>	<u>-</u>	<u>-</u>
County's covered payroll	\$ 4,168	3,947	3,929	3,770
Contributions as a percentage of covered payroll	9.48%	9.53%	9.04%	9.10%

See accompanying independent auditor's report.

2016	2015	2014	2013	2012	2011
318	313	301	283	272	229
(318)	(313)	(301)	(283)	(272)	(229)
-	-	-	-	-	-
3,494	3,427	3,291	3,160	3,236	3,093
9.10%	9.13%	9.15%	8.96%	8.41%	7.40%

Page County

Notes to Required Supplementary Information – Pension Liability

Year ended June 30, 2020

Changes of benefit terms:

There are no significant changes in benefit terms.

Changes of assumptions:

The 2018 valuation implemented the following refinements as a result of a demographic assumption study dated June 28, 2018:

- Changed mortality assumptions to the RP-2014 mortality tables with mortality improvements modeled using Scale MP-2017.
- Adjusted retirement rates.
- Lowered disability rates.
- Adjusted the probability of a vested Regular member electing to receive a deferred benefit.
- Adjusted the merit component of the salary increase assumption.

The 2017 valuation implemented the following refinements as a result of an experience study dated March 24, 2017:

- Decreased the inflation assumption from 3.00% to 2.60%.
- Decreased the assumed rate of interest on member accounts from 3.75% to 3.50% per year.
- Decreased the discount rate from 7.50% to 7.00%.
- Decreased the wage growth assumption from 4.00% to 3.25%.
- Decreased the payroll growth assumption from 4.00% to 3.25%.

The 2014 valuation implemented the following refinements as a result of a quadrennial experience study:

- Decreased the inflation assumption from 3.25% to 3.00%.
- Decreased the assumed rate of interest on member accounts from 4.00% to 3.75% per year.
- Adjusted male mortality rates for retirees in the Regular membership group.
- Reduced retirement rates for sheriffs and deputies between the ages of 55 and 64.
- Moved from an open 30-year amortization period to a closed 30-year amortization period for the UAL (unfunded actuarial liability) beginning June 30, 2014. Each year thereafter, changes in the UAL from plan experience will be amortized on a separate closed 20-year period.

Page County

Schedule of Changes in the County's
Total OPEB Liability, Related Ratios and Notes
For the Last Three Years
Required Supplementary Information

	2020	2019	2018
Service cost	\$ 73,691	72,872	74,183
Interest cost	37,576	40,482	30,489
Difference between expected and actual experiences	(255,827)	(77,571)	134,736
Changes in assumptions	45,326	25,771	(22,084)
Benefit payments	(31,977)	(43,651)	-
Net change in total OPEB liability	(131,211)	17,903	217,324
Total OPEB liability beginning of year	1,012,691	994,788	777,464
Total OPEB liability end of year	\$ 881,480	1,012,691	994,788
Covered-employee payroll	\$ 4,063,234	3,815,688	3,695,582
Total OPEB liability as a percentage of covered-employee payroll	21.69%	26.54%	26.92%

See accompanying independent auditor's report.

Notes to Schedule of Changes in the County's Total OPEB Liability and Related Ratios

Changes in benefit terms:

There were no significant changes in benefit terms.

Changes in assumptions:

Changes in assumptions and other inputs reflect the effects of changes in the discount rate each period. The following are the discount rates used in each period.

Year ended June 30, 2020	2.66%
Year ended June 30, 2019	3.51%
Year ended June 30, 2018	3.87%
Year ended June 30, 2017	3.58%

Page County

Supplementary Information

Page County
 Combining Balance Sheet
 Nonmajor Governmental Funds

June 30, 2020

			Special
Assets	Resource Enhancement and Protection	Local Option Sales Tax	County Recorder's Records Management
Cash and pooled investments	\$ 29,654	602,212	23,847
Receivables:			
Property tax:			
Delinquent	-	-	-
Succeeding year	-	-	-
Due from other governments	-	69,978	-
Total assets	\$ 29,654	672,190	23,847
Deferred Inflows of Resources and Fund Balances			
Deferred inflows of resources:			
Unavailable revenue:			
Succeeding year property tax	\$ -	-	-
Other	-	-	-
Total deferred inflows of resources	-	-	-
Fund balances:			
Restricted for:			
Local option sales tax purposes	-	672,190	-
Drainage purposes	-	-	-
Debt service	-	-	-
Other purposes	29,654	-	23,847
Total fund balances	29,654	672,190	23,847
Total deferred inflows of resources and fund balances	\$ 29,654	672,190	23,847

See accompanying independent auditor's report.

Revenue						
County Recorder's Electronic Transaction Fee	Drainage Districts	Sheriff Special Investigation	Special Law Enforcement	Debt Service	Total	
45	60,470	4,736	7,957	114,474	843,395	
-	-	-	-	3,355	3,355	
-	-	-	-	249,000	249,000	
-	-	-	-	-	69,978	
45	60,470	4,736	7,957	366,829	1,165,728	
-	-	-	-	249,000	249,000	
-	-	-	-	1,987	1,987	
-	-	-	-	250,987	250,987	
-	-	-	-	-	672,190	
-	60,470	-	-	-	60,470	
-	-	-	-	115,842	115,842	
45	-	4,736	7,957	-	66,239	
45	60,470	4,736	7,957	115,842	914,741	
45	60,470	4,736	7,957	366,829	1,165,728	

Page County

Combining Schedule of Revenues, Expenditures and
Changes in Fund Balances
Nonmajor Governmental Funds

Year ended June 30, 2020

	Resource Enhancement and Protection	Local Option Sales Tax	Special County Recorder's Records Management
Revenues:			
Property and other county tax	\$ -	-	-
Local option sales tax	-	461,796	-
Intergovernmental	11,189	-	-
Charges for service	-	-	2,802
Use of money and property	75	-	59
Miscellaneous	-	-	-
Total revenues	11,264	461,796	2,861
Expenditures:			
Operating:			
Public safety and legal services	-	-	-
County environment and education	8,643	38,694	-
Administration	-	11,000	-
Debt service	-	-	-
Total expenditures	8,643	49,694	-
Excess (deficiency) of revenues over (under) expenditures	2,621	412,102	2,861
Other financing uses:			
Transfers out	-	(311,793)	-
Change in fund balances	2,621	100,309	2,861
Fund balances beginning of year	27,033	571,881	20,986
Fund balances end of year	\$ 29,654	672,190	23,847

See accompanying independent auditor's report.

Revenue						
County Recorder's Electronic Transaction Fee	Drainage Districts	Sheriff Special Investigation	Special Law Enforcement	Debt Service	Total	
-	-	-	-	249,600	249,600	
-	-	-	-	-	461,796	
-	-	-	-	22,734	33,923	
-	-	-	-	-	2,802	
-	155	-	-	-	289	
-	-	304	-	-	304	
-	155	304	-	272,334	748,714	
-	-	817	-	-	817	
-	-	-	-	-	47,337	
-	-	-	-	-	11,000	
-	-	-	-	265,481	265,481	
-	-	817	-	265,481	324,635	
-	155	(513)	-	6,853	424,079	
-	-	-	-	-	(311,793)	
-	155	(513)	-	6,853	112,286	
45	60,315	5,249	7,957	108,989	802,455	
45	60,470	4,736	7,957	115,842	914,741	

Page County
Combining Schedule of Fiduciary Assets and Liabilities
Agency Funds

June 30, 2020

	County Offices	Agricultural Extension Education	County Assessor	Schools
Assets				
Cash and pooled investments:				
County Treasurer	\$ -	9,375	1,049,518	71,534
Other County officials	27,625	-	-	-
Receivables:				
Property tax:				
Delinquent	-	2,624	6,361	120,641
Succeeding year	-	194,000	469,000	8,800,000
Accounts	1,543	-	-	-
Special assessments	-	-	-	-
Due from other governments	-	-	-	-
Total assets	\$ 29,168	205,999	1,524,879	8,992,175
Liabilities				
Accounts payable	\$ -	-	2,102	-
Salaries and benefits payable	-	-	8,916	-
Due to other governments	21,922	205,999	1,496,767	8,992,175
Trusts payable	7,246	-	-	-
Compensated absences	-	-	17,094	-
Total liabilities	\$ 29,168	205,999	1,524,879	8,992,175

See accompanying independent auditor's report.

Community Colleges	Corporations	Townships	Auto License and Use Tax	Other	Total
7,582	39,159	1,757	447,314	361,231	1,987,470
-	-	-	-	-	27,625
11,964	93,160	1,874	-	25	236,649
896,000	4,975,000	202,000	-	2,000	15,538,000
-	-	-	-	18,783	20,326
-	-	-	-	7,136	7,136
-	-	-	-	51,400	51,400
915,546	5,107,319	205,631	447,314	440,575	17,868,606
-	-	-	-	40,716	42,818
-	-	-	-	3,823	12,739
915,546	5,107,319	205,631	447,314	389,593	17,782,266
-	-	-	-	-	7,246
-	-	-	-	6,443	23,537
915,546	5,107,319	205,631	447,314	440,575	17,868,606

Page County

Combining Schedule of Changes in Fiduciary Assets and Liabilities
Agency Funds

Year ended June 30, 2020

Assets and Liabilities	County	Agricultural	County	
	Offices	Extension Education	Assessor	Schools
Balances beginning of year	\$ 44,030	204,986	1,356,318	8,475,192
Additions:				
Property and other county tax	-	195,341	473,604	8,860,055
911 surcharge	-	-	-	-
State tax credits	-	17,676	41,113	766,475
Drivers license fees	-	-	-	-
Office fees and collections	466,000	-	-	-
Auto licenses, use tax and postage	-	-	-	-
Assessments	-	-	-	-
Trusts	97,773	-	-	-
Miscellaneous	-	-	3,892	-
Total additions	563,773	213,017	518,609	9,626,530
Deductions:				
Agency remittances:				
To other funds	260,589	-	-	-
To other governments	193,672	212,004	350,048	9,109,547
Trusts paid out	124,374	-	-	-
Total deductions	578,635	212,004	350,048	9,109,547
Balances end of year	\$ 29,168	205,999	1,524,879	8,992,175

See accompanying independent auditor's report.

Community Colleges	Corporations	Townships	Auto License and Use Tax	Other	Total
883,121	5,111,105	194,992	343,931	502,035	17,115,710
903,416	4,811,609	210,231	-	1,880	15,456,136
-	-	-	-	176,145	176,145
79,664	732,886	10,224	-	170	1,648,208
-	-	-	80,277	-	80,277
-	-	-	-	2,755	468,755
-	-	-	4,614,933	-	4,614,933
-	-	-	-	5,256	5,256
-	-	-	-	300,535	398,308
-	-	-	-	191,644	195,536
983,080	5,544,495	220,455	4,695,210	678,385	23,043,554
-	-	-	143,183	-	403,772
950,655	5,548,281	209,816	4,448,644	438,338	21,461,005
-	-	-	-	301,507	425,881
950,655	5,548,281	209,816	4,591,827	739,845	22,290,658
915,546	5,107,319	205,631	447,314	440,575	17,868,606

Page County

Schedule of Revenues By Source and Expenditures By Function -
All Governmental Funds

For the Last Ten Years

	2020	2019	2018	2017
Revenues:				
Property and other county tax	\$ 5,948,250	5,718,334	5,624,460	5,241,137
Local option sales tax	461,796	440,938	485,962	431,247
Interest and penalty on property tax	23,097	53,037	51,352	59,892
Intergovernmental	6,630,074	4,459,386	4,872,070	4,372,662
Licenses and permits	26,579	18,164	24,724	20,525
Charges for service	410,418	389,670	426,320	371,363
Use of money and property	209,325	254,669	105,382	68,458
Miscellaneous	170,856	157,377	317,322	309,385
Total	<u>\$ 13,880,395</u>	<u>11,491,575</u>	<u>11,907,592</u>	<u>10,874,669</u>
Expenditures:				
Operating:				
Public safety and legal services	\$ 2,759,520	2,798,049	4,421,799	2,190,226
Physical health and social services	479,416	473,318	459,162	512,465
Mental health	425,132	322,827	512,499	338,967
County environment and education	485,315	468,123	392,336	496,626
Roads and transportation	4,840,750	4,432,989	4,704,886	4,154,401
Governmental services to residents	620,335	593,529	586,563	545,207
Administration	1,358,925	1,296,778	1,164,348	1,088,495
Non-program	245	-	11,740	-
Debt service	428,189	429,542	430,708	156,463
Capital projects	2,182,470	83,122	929,421	170,267
Total	<u>\$ 13,580,297</u>	<u>10,898,277</u>	<u>13,613,462</u>	<u>9,653,117</u>

See accompanying independent auditor's report.

2016	2015	2014	2013	2012	2011
5,418,070	4,550,314	4,466,421	4,335,624	4,078,162	3,812,963
412,218	403,628	406,390	425,499	375,357	392,797
52,115	83,438	56,108	53,385	56,356	52,422
4,267,236	4,003,434	3,883,318	3,995,968	4,738,624	7,034,812
17,242	13,884	16,865	17,158	28,032	25,109
373,075	379,472	377,446	379,710	386,857	422,948
67,730	59,777	59,527	57,449	58,510	73,123
383,906	197,340	275,950	165,848	198,155	213,744
10,991,592	9,691,287	9,542,025	9,430,641	9,920,053	12,027,918
2,676,214	1,788,843	1,756,049	1,644,181	1,566,346	2,093,165
494,686	636,517	495,523	598,861	622,277	625,200
1,026,314	1,298,439	887,263	979,363	2,091,423	1,875,274
403,329	350,488	460,764	407,866	405,052	421,414
4,883,735	3,828,285	3,846,334	3,203,989	3,438,999	3,621,166
514,415	467,828	447,565	479,084	455,672	432,501
1,101,689	1,053,451	1,037,211	989,835	1,016,144	949,706
1,111	1,111	4,666	2,794	1,354	3,287
192,139	191,548	190,269	209,657	208,851	108,563
52,452	-	24,038	217,783	509,226	1,901,145
11,346,084	9,616,510	9,149,682	8,733,413	10,315,344	12,031,421



**OFFICE OF AUDITOR OF STATE
STATE OF IOWA**

Rob Sand
Auditor of State

State Capitol Building
Des Moines, Iowa 50319-0006

Telephone (515) 281-5834 Facsimile (515) 281-6518

Independent Auditor's Report on Internal Control
over Financial Reporting and on Compliance and Other Matters
Based on an Audit of Financial Statements Performed in Accordance with
Government Auditing Standards

To the Officials of Page County:

We have audited in accordance with U.S. generally accepted auditing standards and the standards applicable to financial audits contained in Government Auditing Standards, issued by the Comptroller General of the United States, the financial statements of the governmental activities, each major fund and the aggregate remaining fund information of Page County, Iowa, as of and for the year ended June 30, 2020, and the related Notes to Financial Statements, which collectively comprise the County's basic financial statements, and have issued our report thereon dated April 27, 2021.

Internal Control Over Financial Reporting

In planning and performing our audit of the financial statements, we considered Page County's internal control over financial reporting to determine the audit procedures appropriate in the circumstances for the purpose of expressing our opinions on the financial statements, but not for the purpose of expressing an opinion on the effectiveness of Page County's internal control. Accordingly, we do not express an opinion on the effectiveness of Page County's internal control.

Our consideration of internal control was for the limited purpose described in the preceding paragraph and was not designed to identify all deficiencies in internal control that might be material weaknesses or significant deficiencies and, therefore, material weaknesses or significant deficiencies may exist that were not identified. However, as described in the accompanying Schedule of Findings, we identified deficiencies in internal control we consider to be material weaknesses and significant deficiencies.

A deficiency in internal control exists when the design or operation of a control does not allow management or employees, in the normal course of performing their assigned functions, to prevent or detect and correct misstatements on a timely basis. A material weakness is a deficiency, or a combination of deficiencies, in internal control such that there is a reasonable possibility a material misstatement of the County's financial statements will not be prevented or detected and corrected on a timely basis. We consider the deficiency described in the accompanying Schedule of Findings as item (A) to be a material weakness.

A significant deficiency is a deficiency, or a combination of deficiencies, in internal control which is less severe than a material weakness, yet important enough to merit attention by those charged with governance. We consider the deficiencies described in the accompanying Schedule of Findings as items (B) and (C) to be significant deficiencies.

Compliance and Other Matters

As part of obtaining reasonable assurance about whether Page County's financial statements are free of material misstatement, we performed tests of its compliance with certain provisions of laws, regulations, contracts and grant agreements, non-compliance with which could have a direct and material effect on the determination of financial statement amounts. However, providing an opinion on compliance with those provisions was not an objective of our audit and, accordingly, we do not express such an opinion. The results of our tests disclosed no instances of non-compliance or other matters that are required to be reported under Government Auditing Standards. However, we noted certain immaterial instances of non-compliance or other matters which are described in the accompanying Schedule of Findings.

Comments involving statutory and other legal matters about the County's operations for the year ended June 30, 2020 are based exclusively on knowledge obtained from procedures performed during our audit of the financial statements of the County. Since our audit was based on tests and samples, not all transactions that might have had an impact on the comments were necessarily audited. The comments involving statutory and other legal matters are not intended to constitute legal interpretations of those statutes.

Page County's Responses to the Findings

Page County's responses to the findings identified in our audit are described in the accompanying Schedule of Findings. Page County's responses were not subjected to the auditing procedures applied in the audit of the financial statements and, accordingly, we express no opinion on them.

Purpose of this Report

The purpose of this report is solely to describe the scope of our testing of internal control and compliance and the results of that testing and not to provide an opinion on the effectiveness of the County's internal control or on compliance. This report is an integral part of an audit performed in accordance with Government Auditing Standards in considering the County's internal control and compliance. Accordingly, this communication is not suitable for any other purpose.

We would like to acknowledge the many courtesies and assistance extended to us by personnel of Page County during the course of our audit. Should you have any questions concerning any of the above matters, we shall be pleased to discuss them with you at your convenience.


Marlys K. Gaston, CPA
Deputy Auditor of State

April 27, 2021

Schedule of Findings

Year ended June 30, 2020

Findings Related to the Financial Statements:

INTERNAL CONTROL DEFICIENCIES:

(A) Segregation of Duties

Criteria – Management is responsible for establishing and maintaining internal control. A good system of internal control provides for adequate segregation of duties so no one individual handles a transaction from its inception to completion. In order to maintain proper internal control, duties should be segregated so the authorization, custody and recording of transactions are not under the control of the same employee. This segregation of duties helps prevent losses from employee error or dishonesty and maximizes the accuracy of the County’s financial statements.

Condition – Generally, one or two individuals in the offices identified may have control over the following areas for which no compensating controls exist:

	<u>Applicable Offices</u>
(1) Responsibilities for collection, deposit preparation and reconciliation functions are not segregated from those for recording and accounting for cash.	Conservation, Engineer, Public Health, Recorder, Sheriff and Treasurer
(2) Incoming mail is not opened by an employee who is not authorized to make entries to the accounting records. Therefore, a listing of cash and checks received in the mail is not prepared by an independent mail opener and later tested for proper posting to the general ledger and for proper deposit.	Conservation and Sheriff
(3) The person who signs checks is not independent of the person preparing the checks, approving disbursements, recording cash disbursements and handling cash.	Recorder
(4) Bank reconciliations are not prepared by someone who doesn’t sign checks, handle or record cash. Although bank reconciliations are reviewed, they are not reviewed by an independent person for propriety.	Recorder and Sheriff
(5) Cash – control of petty cash fund or change fund is not limited to one individual.	Recorder, Sheriff and Treasurer

Cause – The County offices noted above have a limited number of employees and procedures have not been designed to adequately segregate duties or provide compensating controls through additional oversight of transactions and processes.

Effect – Inadequate segregation of duties could adversely affect each County office’s ability to prevent or detect and correct misstatements, errors or misappropriation on a timely basis by employees in the normal course of performing their assigned functions.

Page County

Schedule of Findings

Year ended June 30, 2020

Recommendation – We realize segregation of duties is difficult with a limited number of office employees. However, each official should review the operating procedures of their office to obtain the maximum internal control possible under the circumstances. The official should utilize current personnel or elected officials to provide additional control through review of financial transactions, reconciliations and reports. Such reviews should be performed by independent persons and should be evidenced by initials or signature of the reviewer and the date of the review.

Response and Corrective Action Planned –

Conservation – The Conservation office will continue to segregate duties as much as possible with limited staff. The Director also reviews end of month reports.

Engineer – We will take your recommendation under advisement, review our operating procedures and perform segregation of duties as well as we can with a limited number of office staff.

Public Health – The mail is opened by the Administrator, recorded in the mail log and initialed. The log and mail are given to the Assistant Administrator who reviews and initials the log and returns it to the Administrator for processing. The Administrator will compare this log to the deposit made with the County Treasurer.

Recorder – The Recorder’s office will work on ways to implement internal control and will continue to segregate duties as much as possible with limited staff.

Sheriff – The office secretary, Chief Deputy and County Sheriff all assist in opening the mail, collecting money, depositing, posting and daily reconciling. We will also prepare a list of checks and cash received on a test basis and then compare it to the cash receipts records. Due to the small number of office staff doing above jobs, we are unable to do each of the above noted items every day.

Treasurer – The Treasurer’s Office will work on ways to implement internal controls and continue to segregate duties as much as possible with limited staff.

Conclusion – Responses acknowledged. The officials should utilize current personnel, to provide additional control through review of financial transactions, reconciliations and reports.

(B) Infrastructure Useful Lives

Criteria – A deficiency in internal control over financial reporting exists when the design or operation of a control does not allow management or employees, in the normal course of performing their assigned functions, to prevent, or detect and correct misstatements of the financial statements on a timely basis. Properly designed policies and procedures and implementation of the policies and procedures are an integral part of ensuring the reliability and accuracy of the County’s financial statements.

Capital assets are depreciated using the straight-line method over the estimated useful lives. Per the County’s policy, the assets estimated useful life for infrastructure assets is 30 to 50 years.

Page County

Schedule of Findings

Year ended June 30, 2020

Condition – Forty of forty-four items tested for infrastructure assets depreciation used estimated useful lives outside of the useful life range which resulted in the County not properly calculating depreciation expense.

Cause – The estimated useful life for infrastructure costs was determined based on estimates provided by the Iowa Department of Transportation. The County has not followed its own policy to determine the estimated useful life for infrastructure assets.

Effect – Depreciation expense is not determined in accordance with County policies.

Recommendation – The County should ensure the useful life of assets is determined in accordance with County policies.

Response – The County will amend the policy for useful lives to better reflect the actual useful life of the different infrastructure projects at the County.

Conclusion – Response accepted.

(C) Disaster Recovery Plan

Criteria – Properly designed policies and procedures pertaining to control activities over the County’s computer systems and implementation of the policies and procedures help provide reasonable assurance financial information is safeguarded and reliable and helps ensure the effectiveness and efficiency of operations and compliance with applicable laws and regulations.

Condition – The County does not have a formal written disaster recovery plan.

Cause – Management has not adopted a formal policy for controls.

Effect – The failure to have a formal disaster recovery plan could result in the County’s inability to function in the event of a disaster or continue County business without interruption.

Recommendation – The County should establish a written disaster recovery plan.

Response – We will work to ensure this is completed.

Conclusion – Response accepted.

Schedule of Findings

Year ended June 30, 2020

Other Findings Related to Required Statutory Reporting:

- (1) Certified Budget – Disbursements during the year ended June 30, 2020 exceeded the amount budgeted in the roads and transportation function.

Recommendation – The budgets should have been amended in accordance with Chapter 331.435 of the Code of Iowa before disbursements were allowed to exceed the budget.

Response – The County will make every effort possible to comply with Iowa Code Chapter 331.435 by amending the budget prior to any shortfall.

Conclusion – Response accepted.

- (2) Questionable Expenditures – In accordance with Article III, Section 31 of the Iowa Constitution and an Attorney General’s opinion dated April 25, 1979, public funds may only be spent for public benefit. We noted the following expenditure we believe may not meet the requirements of public purpose as defined in the Attorney General’s opinion since the public benefits to be derived have not been clearly documented were noted.

Paid to	Purpose	Amount
Full Source	Veterans Affairs t-shirts	\$ 148

According to the opinion, it is possible for certain expenditures to meet the test of serving a public purpose under certain circumstances, although such items will certainly be subject to a deserved close scrutiny. The line to be drawn between a proper and an improper purpose is very thin.

Recommendation – The County should determine and document the public purpose served by these types of expenditures prior to authorizing any further payments. If this practice is continued, the County should establish written policies and procedures, including the requirement for proper public purpose documentation.

Response – Closer scrutiny of expenditures like these will be made prior to payment. Where it is determined that public purpose is served, we will make every effort to ensure the public purpose served is more thoroughly documented on the claim.

Conclusion – Response accepted.

- (3) Travel Expense – No expenditures of County money for travel expenses of spouses of County officials or employees were noted.

Page County

Schedule of Findings

Year ended June 30, 2020

- (4) Business Transactions – The following business transactions between the County and County officials or employees were noted.

Name, Title and Business Connection	Transaction Description	Amount
Kory Kline, IT Department, Wife owns Alexandra's Cleaning	Cleaning	\$ 1,834

In accordance with Chapter 331.342(2)(j) of the Code of Iowa, the transactions with Alexandra's Cleaning do not appear to represent a conflict of interest since the total transactions were less than \$6,000 for the fiscal year.

- (5) Restricted Donor Activity – No transactions were noted between the County, County officials, County employees and restricted donors in compliance with Chapter 68B of the Code of Iowa.
- (6) Bond Coverage – Surety bond coverage of County officials and employees is in accordance with statutory provisions. The amount of coverage should be reviewed annually to ensure the coverage is adequate for current operations.
- (7) Board Minutes – No transactions were found that we believe should have been approved in the Board minutes but were not. Minutes were properly signed as required by Chapter 380.7 of the Code of Iowa.
- (8) Deposits and Investments – No instances of non-compliance with the deposit and investment provisions of Chapters 12B and 12C of the Code of Iowa and the County's investment policy were noted.
- (9) Resource Enhancement and Protection Certification – The County properly dedicated property tax revenue to conservation purposes as required by Chapter 455A.19(1)(b) of the Code of Iowa in order to receive the additional REAP funds allocated in accordance with subsection (b)(2) and (b)(3).
- (10) Emergency Management Commission – Chapter 29C.17(6) of the Code of Iowa states the Commission shall adopt, certify, and provide a budget, on or before February 28 of each year. The budget was adopted on March 11, 2019.

Recommendation – The budget should have been adopted and certified by February 28, in accordance with the Code of Iowa.

Response – The County will make every effort possible to comply with the Iowa Code.

Conclusion – Response accepted.

Page County

Staff

This audit was performed by:

Marlys K. Gaston, CPA, Deputy
Ryan J. Pithan, CPA, Manager
Nichole D. Tucker, Senior Auditor
April R. Davenport, Staff Auditor
Tristan J. Swiggum, Assistant Auditor
Ashley A. Kraber, Assistant Auditor
Ridge G. Nennig, Assistant Auditor
Sarah B. Roemer, Assistant Auditor
Thomas G. Engquist, Auditor Intern