



OFFICE OF AUDITOR OF STATE
STATE OF IOWA

Rob Sand
Auditor of State

State Capitol Building
Des Moines, Iowa 50319-0006

Telephone (515) 281-5834 Facsimile (515) 281-6518

NEWS RELEASE

FOR RELEASE

October 26, 2020

Contact: Marlys Gaston
515/281-5834

Auditor of State Rob Sand today released an audit report on the City of Jesup, Iowa.

FINANCIAL HIGHLIGHTS:

The City's receipts totaled \$3,375,064 for the year ended June 30, 2020, a 1.9% increase over the prior year. Disbursements for the year ended June 30, 2020 totaled \$3,384,996 a 17.3% increase over the prior year. The significant increase in disbursements is due primarily to an increase in public safety for the purchase of a fire truck during the fiscal year.

AUDIT FINDINGS:

Sand reported two findings related to the receipt and disbursement of taxpayer funds. They are found on pages 50 through 52 of this report. The findings address a lack of segregation of duties and disbursements exceeding budgeted amounts prior to the budget amendment. Sand provided the City with recommendations to address each of the findings.

The two findings discussed above are repeated from the prior year. The City Council has a fiduciary responsibility to provide oversight of the City's operations and financial transactions. Oversight is typically defined as the "watchful and responsible care" a governing body exercises in its fiduciary capacity.

A copy of the audit report is available for review on the Auditor of State's web site at <https://auditor.iowa.gov/audit-reports>.

###

CITY OF JESUP
INDEPENDENT AUDITOR'S REPORTS
BASIC FINANCIAL STATEMENTS
SUPPLEMENTARY AND OTHER INFORMATION
SCHEDULE OF FINDINGS
JUNE 30, 2020

City of Jesup



OFFICE OF AUDITOR OF STATE
STATE OF IOWA

Rob Sand
Auditor of State

State Capitol Building
Des Moines, Iowa 50319-0006

Telephone (515) 281-5834 Facsimile (515) 281-6518

September 22, 2020

Officials of the City of Jesup
Jesup, Iowa

Dear Honorable Mayor and Members of the City Council:

I am pleased to submit to you the financial and compliance audit report for the City of Jesup, Iowa, for the year ended June 30, 2020. The audit was performed pursuant to Chapter 11.6 of the Code of Iowa and in accordance with U.S. auditing standards and the standards applicable to financial audits contained in Government Auditing Standards.

I appreciate the cooperation and courtesy extended by the officials and employees of the City of Jesup throughout the audit. If I or this office can be of any further assistance, please contact me or my staff at 515-281-5834.

Sincerely,

A handwritten signature in black ink that reads "Rob Sand". The signature is stylized and cursive.

Rob Sand
Auditor of State

Table of Contents

		<u>Page</u>
Officials		3
Independent Auditor’s Report		5-7
Basic Financial Statements:	<u>Exhibit</u>	
Government-wide Financial Statement:		
Cash Basis Statement of Activities and Net Position	A	10-11
Governmental Fund Financial Statement:		
Statement of Cash Receipts, Disbursements and Changes in Cash Balances	B	12-13
Proprietary Fund Financial Statement:		
Statement of Cash Receipts, Disbursements and Changes in Cash Balances	C	15
Notes to Financial Statements		16-27
Other Information:		
Budgetary Comparison Schedule of Receipts, Disbursements and Changes in Balances - Budget and Actual – All Governmental Funds and Proprietary Funds		30-31
Notes to Other Information – Budgetary Reporting		33
Schedule of the City’s Proportionate Share of the Net Pension Liability		34-35
Schedule of City Contributions		36-37
Notes to Other Information – Pension Liability		38
Supplementary Information:	<u>Schedule</u>	
Schedule of Cash Receipts, Disbursements and Changes in Cash Balances - Nonmajor Governmental Funds	1	40-41
Schedule of Indebtedness	2	42-43
Bond and Note Maturities	3	45
Schedule of Receipts by Source and Disbursements by Function – All Governmental Funds	4	46-47
Independent Auditor’s Report on Internal Control over Financial Reporting and on Compliance and Other Matters Based on an Audit of Financial Statements Performed in Accordance with <u>Government Auditing Standards</u>		48-49
Schedule of Findings		50-52
Staff		53

City of Jesup
Officials
(Before January 2020)

<u>Name</u>	<u>Title</u>	<u>Term Expires</u>
Larry Thompson	Mayor	Jan 2020
Dawn Vogel	Mayor Pro tem	Jan 2020
Richard Mott	Council Member	Jan 2020
Russ Solomon	Council Member	Jan 2020
Denny Bell	Council Member	Jan 2022
Todd Rohlfen	Council Member	Jan 2022
Koley Mead	City Clerk	Indefinite
Heather Prendergast	Attorney	Indefinite

(After January 2020)

<u>Name</u>	<u>Title</u>	<u>Term Expires</u>
Chris Even	Mayor	Jan 2022
David Bishop	Mayor Pro tem	Jan 2024
Denny Bell	Council Member	Jan 2022
Todd Rohlfen	Council Member	Jan 2022
Curtis Schares	Council Member	Jan 2024
Craig Wright	Council Member	Jan 2024
Koley Mead	City Clerk	Indefinite
Heather Prendergast	Attorney	Indefinite

City of Jesup



**OFFICE OF AUDITOR OF STATE
STATE OF IOWA**

Rob Sand
Auditor of State

State Capitol Building
Des Moines, Iowa 50319-0006

Telephone (515) 281-5834 Facsimile (515) 281-6518

Independent Auditor's Report

To the Honorable Mayor and Members of the City Council:

Report on the Financial Statements

We have audited the accompanying financial statements of the governmental activities, the business type activities, each major fund and the aggregate remaining fund information of the City of Jesup, Iowa, as of and for the year ended June 30, 2020, and the related Notes to Financial Statements, which collectively comprise the City's basic financial statements listed in the table of contents.

Management's Responsibility for the Financial Statements

Management is responsible for the preparation and fair presentation of these financial statements in accordance with the cash basis of accounting described in Note 1. This includes determining the cash basis of accounting is an acceptable basis for the preparation of the financial statements in the circumstances. This includes the design, implementation and maintenance of internal control relevant to the preparation and fair presentation of financial statements that are free from material misstatement, whether due to fraud or error.

Auditor's Responsibility

Our responsibility is to express opinions on these financial statements based on our audit. We conducted our audit in accordance with U.S. generally accepted auditing standards and the standards applicable to financial audits contained in Government Auditing Standards, issued by the Comptroller General of the United States. Those standards require that we plan and perform the audit to obtain reasonable assurance about whether the financial statements are free from material misstatement.

An audit involves performing procedures to obtain audit evidence about the amounts and disclosures in the financial statements. The procedures selected depend on the auditor's judgment, including the assessment of the risks of material misstatement of the financial statements, whether due to fraud or error. In making those risk assessments, the auditor considers internal control relevant to the City's preparation and fair presentation of the financial statements in order to design audit procedures that are appropriate in the circumstances, but not for the purpose of expressing an opinion on the effectiveness of the City's internal control. Accordingly, we express no such opinion. An audit also includes evaluating the appropriateness of accounting policies used and the reasonableness of significant accounting estimates made by management, as well as evaluating the overall presentation of the financial statements.

We believe the audit evidence we have obtained is sufficient and appropriate to provide a basis for our audit opinions.

Opinions

In our opinion, the financial statements referred to above present fairly, in all material respects, the respective cash basis financial position of the governmental activities, the business type activities, each major fund and the aggregate remaining fund information of the City of Jesup as of June 30, 2020, and the respective changes in its cash basis financial position for the year then ended in accordance with the basis of accounting described in Note 1.

Basis of Accounting

As discussed in Note 1, these financial statements were prepared on the basis of cash receipts and disbursements, which is a basis of accounting other than U.S. generally accepted accounting principles. Our opinions are not modified with respect to this matter.

Other Matters

Supplementary and Other Information


Our audit was conducted for the purpose of forming opinions on the financial statements that collectively comprise the City of Jesup's basic financial statements. The financial statements for the four years ended June 30, 2016 (which are not presented herein) were audited by other auditors who expressed unmodified opinions on those financial statements which were prepared on the basis of cash receipts and disbursements. We previously audited, in accordance with the standards referred to in the third paragraph of this report, the financial statements for the three years ended June 30, 2019 and the two years ended June 30, 2012 (which are not presented herein) and expressed unmodified opinions on those financial statements which were prepared on the basis of cash receipts and disbursements. The supplementary information included in Schedules 1 through 4 is presented for purposes of additional analysis and is not a required part of the basic financial statements.

The supplementary information is the responsibility of management and was derived from and relates directly to the underlying accounting and other records used to prepare the basic financial statements. Such information has been subjected to the auditing procedures applied in the audit of the basic financial statements and certain additional procedures, including comparing and reconciling such information directly to the underlying accounting and other records used to prepare the basic financial statements or to the basic financial statements themselves, and other additional procedures in accordance with U.S. generally accepted auditing standards. In our opinion, the supplementary information is fairly stated in all material respects in relation to the basic financial statements taken as a whole.

The Other Information, the Budgetary Comparison Information, the Schedule of the City's Proportionate Share of the Net Pension Liability and the Schedule of City Contributions on pages 30 through 38, has not been subjected to the auditing procedures applied in the audit of the basic financial statements and, accordingly, we do not express an opinion or provide assurance on it.

Other Reporting Required by Government Auditing Standards

In accordance with Government Auditing Standards, we have also issued our report dated September 22, 2020 on our consideration of the City of Jesup's internal control over financial reporting and on our tests of its compliance with certain provisions of laws, regulations, contracts and grant agreements and other matters. The purpose of that report is solely to describe the scope of our testing of internal control over financial reporting and compliance and the results of that testing and not to provide an opinion on the effectiveness of the City's internal control over financial reporting or on compliance. That report is an integral part of an audit performed in accordance with Government Auditing Standards in considering the City of Jesup's internal control over financial reporting and compliance.



Marlys K. Gaston, CPA
Deputy Auditor of State

September 22, 2020

City of Jesup

Basic Financial Statements

City of Jesup

Cash Basis Statement of Activities and Net Position

As of and for the year ended June 30, 2020

	Program Receipts			
	Disbursements	Charges for Service	Operating Grants, Contributions and Restricted Interest	Capital Grants, Contributions and Restricted Interest
Functions/Programs:				
Governmental activities:				
Public safety	\$ 1,073,655	102,532	169,060	-
Public works	466,171	12,322	327,566	-
Health and social services	1,900	-	-	-
Culture and recreation	228,605	984	42,249	-
Community and economic development	32,226	-	-	-
General government	207,326	2,370	-	-
Debt service	552,144	-	-	-
Capital projects	329,048	-	-	62,285
Total governmental activities	2,891,075	118,208	538,875	62,285
Business type activities:				
Water	188,805	374,447	-	-
Sewer	280,698	484,883	-	-
Utility deposits/sales tax	24,418	27,593	-	-
Total business type activities	493,921	886,923	-	-
Total	\$ 3,384,996	1,005,131	538,875	62,285
General Receipts and Transfers:				
Property and other city tax levied for:				
General purposes				
Debt service				
Local option sales tax				
Commercial/industrial tax replacement				
Unrestricted interest on investments				
Miscellaneous				
Sale of capital assets				
Transfers				
Total general receipts and transfers				
Change in cash basis net position				
Cash basis net position beginning of year				
Cash basis net position end of year				
Cash Basis Net Position				
Restricted for:				
Debt service				
Streets				
Local option sales tax				
Capital projects				
Fire and ambulance				
Other purposes				
Unrestricted				
Total cash basis net position				

See notes to financial statements.

Net (Disbursements) Receipts and Changes in Cash Basis Net Position		
Governmental Activities	Business Type Activities	Total
(802,063)	-	(802,063)
(126,283)	-	(126,283)
(1,900)	-	(1,900)
(185,372)	-	(185,372)
(32,226)	-	(32,226)
(204,956)	-	(204,956)
(552,144)	-	(552,144)
(266,763)	-	(266,763)
<u>(2,171,707)</u>	<u>-</u>	<u>(2,171,707)</u>
-	185,642	185,642
-	204,185	204,185
-	3,175	3,175
-	393,002	393,002
<u>(2,171,707)</u>	<u>393,002</u>	<u>(1,778,705)</u>
1,106,816	-	1,106,816
325,417	-	325,417
250,808	-	250,808
26,037	-	26,037
22,689	8,435	31,124
28,486	-	28,486
85	-	85
71,997	(71,997)	-
<u>1,832,335</u>	<u>(63,562)</u>	<u>1,768,773</u>
(339,372)	329,440	(9,932)
<u>2,593,001</u>	<u>606,070</u>	<u>3,199,071</u>
<u>\$ 2,253,629</u>	<u>935,510</u>	<u>3,189,139</u>
\$ 35,616	-	35,616
133,872	-	133,872
343,701	-	343,701
426,740	-	426,740
182,141	-	182,141
355,848	-	355,848
775,711	935,510	1,711,221
<u>\$ 2,253,629</u>	<u>935,510</u>	<u>3,189,139</u>

City of Jesup

Statement of Cash Receipts, Disbursements
and Changes in Cash Balances
Governmental Funds

As of and for the year ended June 30, 2020

	Special Revenue		
	General	Road Use Tax	Local Option Sales Tax
Receipts:			
Property tax	\$ 891,390	-	-
Other city tax	994	-	250,808
Licenses and permits	15,685	-	-
Use of money and property	23,714	-	5,569
Intergovernmental	87,236	323,917	-
Charges for service	93,260	-	-
Special assessments	123	-	-
Miscellaneous	65,726	-	-
Total receipts	1,178,128	323,917	256,377
Disbursements:			
Operating:			
Public safety	954,464	-	-
Public works	235,852	174,016	-
Health and social services	1,900	-	-
Culture and recreation	202,355	-	-
Community and economic development	32,226	-	-
General government	172,070	-	-
Debt service	-	-	115,013
Capital projects	-	-	-
Total disbursements	1,598,867	174,016	115,013
Excess (deficiency) of receipts over disbursements	(420,739)	149,901	141,364
Other financing sources (uses):			
Sale of capital assets	85	-	-
Transfers in	50,000	-	-
Transfers out	-	(187,995)	(206,500)
Total other financing sources (uses)	50,085	(187,995)	(206,500)
Change in cash balances	(370,654)	(38,094)	(65,136)
Cash balances beginning of year	1,357,042	171,966	408,837
Cash balances end of year	\$ 986,388	133,872	343,701
Cash Basis Fund Balances			
Restricted for:			
Debt service	\$ -	-	-
Streets	-	133,872	-
Local option sales tax	-	-	343,701
Capital projects	-	-	-
Fire and ambulance	-	-	-
Other purposes	210,677	-	-
Committed for capital equipment and improvements	241,541	-	-
Unassigned	534,170	-	-
Total cash basis fund balances	\$ 986,388	133,872	343,701

See notes to financial statements.

Debt Service	Capital Projects	Nonmajor	Total
325,417	-	214,432	1,431,239
-	-	-	251,802
-	-	-	15,685
1,425	-	1,380	32,088
5,921	8,984	3,902	429,960
-	-	-	93,260
-	-	-	123
-	47,732	112,006	225,464
332,763	56,716	331,720	2,479,621
-	-	119,191	1,073,655
-	-	56,303	466,171
-	-	-	1,900
-	-	26,250	228,605
-	-	-	32,226
-	-	35,256	207,326
437,131	-	-	552,144
-	329,048	-	329,048
437,131	329,048	237,000	2,891,075
(104,368)	(272,332)	94,720	(411,454)
-	-	-	85
109,992	356,500	-	516,492
-	-	(50,000)	(444,495)
109,992	356,500	(50,000)	72,082
5,624	84,168	44,720	(339,372)
29,992	342,572	282,592	2,593,001
35,616	426,740	327,312	2,253,629
35,616	-	-	35,616
-	-	-	133,872
-	-	-	343,701
-	426,740	-	426,740
-	-	182,141	182,141
-	-	145,171	355,848
-	-	-	241,541
-	-	-	534,170
35,616	426,740	327,312	2,253,629

City of Jesup

City of Jesup

Statement of Cash Receipts, Disbursements
and Changes in Cash Balances
Proprietary Funds

As of and for the year ended June 30, 2020

	Enterprise			
	Water	Sewer	Non-Major	
			Utility Deposits	Total
			Sales Tax	
Operating receipts:				
Charges for service	\$ 373,242	484,406	27,593	885,241
Miscellaneous	1,205	477	-	1,682
Total operating receipts	374,447	484,883	27,593	886,923
Operating disbursements:				
Business type activities	188,805	211,313	24,418	424,536
Excess of operating receipts over operating disbursements	185,642	273,570	3,175	462,387
Non-operating receipts (disbursements):				
Interest	2,355	5,561	519	8,435
Equipment	-	(5,767)	-	(5,767)
Capital outlay	-	(63,618)	-	(63,618)
Net non-operating receipts (disbursements)	2,355	(63,824)	519	(60,950)
Excess of receipts over disbursements	187,997	209,746	3,694	401,437
Transfers out	(25,599)	(46,398)	-	(71,997)
Change in cash balances	162,398	163,348	3,694	329,440
Cash balances beginning of year	127,572	433,084	45,414	606,070
Cash balances end of year	\$ 289,970	596,432	49,108	935,510
Cash Basis Fund Balances				
Unrestricted	\$ 289,970	596,432	49,108	935,510

See notes to financial statements.

City of Jesup

Notes to Financial Statements

June 30, 2020

(1) Summary of Significant Accounting Policies

The City of Jesup is a political subdivision of the State of Iowa located in Buchanan and Black Hawk Counties. It was first incorporated in 1876 and operates under the Home Rule provisions of the Constitution of Iowa. The City operates under the Mayor-Council form of government with the Mayor and Council Members elected on a non-partisan basis. The City provides numerous services to citizens, including public safety, public works, health and social services, culture and recreation, community and economic development and general government services. The City also provides water and sewer utilities for its citizens.

A. Reporting Entity

For financial reporting purposes, the City of Jesup has included all funds, organizations, agencies, boards, commissions and authorities. The City has also considered all potential component units for which it is financially accountable and other organizations for which the nature and significance of their relationship with the City are such that exclusion would cause the City's financial statements to be misleading or incomplete. The Governmental Accounting Standards Board has set forth criteria to be considered in determining financial accountability. These criteria include appointing a voting majority of an organization's governing body and (1) the ability of the City to impose its will on that organization or (2) the potential for the organization to provide specific benefits to or impose specific financial burdens on the City.

These financial statements present the City of Jesup (the primary government), and the following component units: the Jesup Fire Association, the Jesup Ambulance Crew Association, the Jesup Library Endowment Fund Incorporated and the Friends of the Jesup Public Library. These component units discussed below are included in the City's reporting entity because of the significance of their operational or financial relationship.

Blended Component Units

The Jesup Fire Association (Association) is legally separate from the City but is so intertwined with the City it is, in substance, the same as the City. It is reported as part of the City and blended into the Special Revenue Funds. The Association has been established pursuant to local ordinance to prevent and extinguish fires and to protect lives and property against fires, to promote the fire prevention and fire safety and to answer all emergency calls for which there is no other established agency. Although the Association is legally separate from the City, its purpose is to benefit the City of Jesup (the primary government) by providing the above services and by soliciting contributions and managing those funds.

The Jesup Ambulance Crew Association (Association) is legally separate from the City but is so intertwined with the City it is, in substance, the same as the City. It is reported as part of the City and blended into the Special Revenue Funds. Although the Association is legally separate from the City, its purpose is to benefit the City of Jesup (the primary government) by providing the above services and by soliciting contributions and managing those funds.

The Jesup Library Endowment Fund Incorporated (Endowment) is legally separate from the City but is so intertwined with the City it is, in substance, the same as the City. It is reported as part of the City and blended into the Special Revenue Funds. The purpose of the Endowment is to provide additional financial support for the library. Although the Association is legally separate from the City, its purpose is to benefit the City of Jesup (the primary government) by providing the above services and by soliciting contributions and managing those funds.

Pursuant to Chapter 501B of the Code of Iowa, the Friends of the Jesup Public Library (Friends) is an unincorporated nonprofit association. The purpose is to benefit the City of Jesup (the primary government) by maintaining an association of persons interested in the Jesup Public Library, to promote and stimulate use of the Jesup Public Library, to work with and support the library staff and Board of Trustees in their efforts to inform and educate the public as to the Library's resources and services and to generate financial support for the further development of library services. Based on these criteria, Friends is legally separate from the City but is so intertwined with the City it is, in substance, the same as the City. In accordance with criteria set forth by the Governmental Accounting Standards Board, Friends meets the definition of a component unit which should be blended. It is reported as part of the City and blended into the Special Revenue Funds.

Jointly Governed Organizations

The City participates in several jointly governed organizations that provide goods or services to the citizenry of the City but do not meet the criteria of a joint venture since there is no ongoing financial interest or responsibility by the participating governments. City officials are members of the following boards and commissions: Buchanan County Assessor's Conference Board, Buchanan County Emergency Management Commission, Buchanan County Economic Development and Joint 911 Service Board. The City also participates in the Buchanan County Solid Waste Commission, a jointly governed organization established pursuant to Chapter 28E of the Code of Iowa.

B. Basis of Presentation

Government-wide Financial Statement – The Cash Basis Statement of Activities and Net Position reports information on all of the nonfiduciary activities of the City. For the most part, the effect of interfund activity has been removed from this statement. Governmental activities, which are supported by tax and intergovernmental receipts, are reported separately from business type activities, which rely to a significant extent on fees and charges for service.

The Cash Basis Statement of Activities and Net Position presents the City's nonfiduciary net position. Net position is reported in the following categories/components:

Restricted net position results when constraints placed on the use of cash balances are either externally imposed or are imposed by law through constitutional provisions or enabling legislation.

Unrestricted net position consists of cash balances not meeting the definition of the preceding category. Unrestricted net position is often subject to constraints imposed by management which can be removed or modified.

The Cash Basis Statement of Activities and Net Position demonstrates the degree to which the direct disbursements of a given function are offset by program receipts. Direct disbursements are those clearly identifiable with a specific function. Program receipts include 1) charges to customers or applicants who purchase, use or directly benefit from goods, services or privileges provided by a given function and 2) grants, contributions and interest on investments restricted to meeting the operational or capital requirements of a particular function. Property tax and other items not properly included among program receipts are reported instead as general receipts.

Fund Financial Statements – Separate financial statements are provided for governmental funds and proprietary funds. Major individual governmental funds and major individual enterprise funds are reported as separate columns in the fund financial statements. All remaining governmental funds are aggregated and reported as nonmajor governmental funds.

The City reports the following major governmental funds:

The General Fund is the general operating fund of the City. All general tax receipts from general and emergency levies and other receipts not allocated by law or contractual agreement to some other fund are accounted for in this fund. From the fund are paid the general operating disbursements, the fixed charges and the capital improvement costs not paid from other funds.

Special Revenue:

The Road Use Tax Fund is used to account for the road use tax allocation from the State of Iowa to be used for road construction and maintenance.

The Local Option Sales Tax (LOST) Fund is used to account for revenues and expenditures of local option sales tax, for purposes authorized in the LOST referendum.

The Debt Service Fund is utilized to account for property tax and other receipts to be used for the payment of interest and principal on the City's general long-term debt.

The Capital Projects Fund is used to account for all resources used in the acquisition and construction of capital facilities, with the exception of those financed through Enterprise Funds.

The City reports the following major proprietary funds:

The Enterprise, Water Fund accounts for the operation and maintenance of the City's water system.

The Enterprise, Sewer Fund accounts for the operation and maintenance of the City's wastewater treatment and sanitary sewer system.

C. Measurement Focus and Basis of Accounting

The City maintains its financial records on the basis of cash receipts and disbursements and the financial statements of the City are prepared on that basis. The cash basis of accounting does not give effect to accounts receivable, accounts payable and accrued items. Accordingly, the financial statements do not present financial position and results of operations of the funds in accordance with U.S. generally accepted accounting principles.

Under the terms of grant agreements, the City funds certain programs by a combination of specific cost-reimbursement grants, categorical block grants and general receipts. Thus, when program disbursements are paid, there are both restricted and unrestricted cash basis net position available to finance the program. It is the City's policy to first apply cost-reimbursement grant resources to such programs, followed by categorical block grants and then by general receipts.

When a disbursement in governmental funds can be paid using either restricted or unrestricted resources, the City's policy is generally to first apply the disbursement toward restricted fund balance and then to less-restrictive classifications – committed, assigned and then unassigned fund balances.

Proprietary funds distinguish operating receipts and disbursements from non-operating items. Operating receipts and disbursements generally result from providing services and producing and delivering goods in connection with a proprietary fund's principal ongoing operations. All receipts and disbursements not meeting this definition are reported as non-operating receipts and disbursements.

D. Property Taxes and Governmental Cash Basis Fund Balances

The following accounting policies are followed in preparing the financial statements:

Property tax revenues recognized in these funds become due and collectible in September and March of the current fiscal year with a 1½% per month penalty for delinquent payments; is based on January 1, 2018 assessed property valuations; is for the tax accrual period July 1, 2019 through June 30, 2020 and reflects tax asking contained in the budget certified to the City Council in March 2019.

In the governmental fund financial statements, cash basis fund balances are classified as follows:

Restricted – Amounts restricted to specific purposes when constraints placed on the use of the resources are either externally imposed by creditors, grantors or state or federal laws or are imposed by law through constitutional provisions or enabling legislation.

Committed – Amounts which can be used only for specific purposes pursuant to constraints formally imposed by the City Council through ordinance or resolution approved prior to year-end. Those committed amounts cannot be used for any other purpose unless the City Council removes or changes the specified use by taking the same action it employed to commit those amounts.

Unassigned – All amounts not included in the preceding classifications.

E. Budgets and Budgetary Accounting

The budgetary comparison and related disclosures are reported as Other Information. During the year ended June 30, 2020, disbursements in the public safety function exceeded the budget prior to the budget amendment.

(2) Cash and Pooled Investments

The City’s deposits in banks at June 30, 2020 were entirely covered by federal depository insurance or by the State Sinking Fund in accordance with Chapter 12C of the Code of Iowa. This chapter provides for additional assessments against the depositories to ensure there will be no loss of public funds.

The City is authorized by statute to invest public funds in obligations of the United States government, its agencies and instrumentalities; certificates of deposit or other evidences of deposit at federally insured depository institutions approved by the City Council; prime eligible bankers acceptances; certain high rated commercial paper; perfected repurchase agreements; certain registered open-end management investment companies; certain joint investment trusts; and warrants or improvement certificates of a drainage district.

The City had no investments meeting the disclosure requirements of Governmental Accounting Standards Board Statement No. 72.

(3) Bonds and Notes Payable

A summary of changes in bonds and notes payable for the year ended June 30, 2020 is as follows:

	Beginning Balances	Increases	Decreases	Ending Balances	Due Within One Year
Governmental activities:					
General Obligation Notes	\$ 2,085,000	-	395,000	1,690,000	410,000
Local option sales and services tax revenue and refunding bonds	1,540,000	-	65,000	1,475,000	70,000
Governmental activities total	<u>\$ 3,625,000</u>	<u>-</u>	<u>460,000</u>	<u>3,165,000</u>	<u>480,000</u>

General Obligation Notes

A summary of the City's June 30, 2020 general obligation notes payable is as follows:

Year Ending June 30,	Street, Water and Sewer Construction			Right-Of-Way Repairs, Street Construction and Refunding		
	Issued May 1, 2011			Issued April 1, 2013		
	Interest Rate	Principal	Interest	Interest Rate	Principal	Interest
2021	3.20%	\$ 150,000	10,070	1.60%	\$ 135,000	7,020
2022	3.40	150,000	5,270	1.75	135,000	4,860
2023		-	-	1.85	135,000	2,498
2024		-	-		-	-
2025		-	-		-	-
2026		-	-		-	-
Total		<u>\$ 300,000</u>	<u>15,340</u>		<u>\$ 405,000</u>	<u>14,378</u>

Year Ending June 30,	Street Improvement			Total		
	Issued July 20, 2016					
	Interest Rates	Principal	Interest	Principal	Interest	Total
2021	1.30%	\$ 125,000	16,543	\$ 410,000	33,633	443,633
2022	1.45	135,000	14,918	420,000	25,048	445,048
2023	1.55	100,000	12,960	235,000	15,458	250,458
2024	1.70	235,000	11,410	235,000	11,410	246,410
2025	1.85	190,000	7,415	190,000	7,415	197,415
2026	2.00	195,000	3,900	195,000	3,900	198,900
Total		<u>\$ 980,000</u>	<u>67,146</u>	<u>\$ 1,685,000</u>	<u>96,864</u>	<u>1,781,864</u>

On May 1, 2011 the City issued \$1,500,000 of general obligation notes with interest rates ranging from 2.50% to 3.40% per annum. The notes were issued for street construction, water, sanitary sewer, storm sewer and water improvements. During the year ended June 30, 2020, the City paid \$145,000 of principal and \$14,493 of interest on the notes.

On April 1, 2013 the City issued \$1,280,000 of general obligation notes with interest rates ranging from 1.25% to 1.85% per annum. The notes were issued for improvements to streets, highways and public grounds, the removal and replacement of trees, street repairs and improvements and the acquisition, installation and repair of traffic control devices and to refund the general obligation capital loan notes, dated March 1, 2007 and July 7, 2008. During the year ended June 30, 2020, the City paid \$130,000 of principal and \$8,905 of interest on the notes.

On July 20, 2016 the City issued \$1,420,000 of general obligation notes with interest rates ranging from 1.00% to 2.00% per annum. The notes were issued for street improvement projects. During the year ended June 30, 2020, the City paid \$120,000 of principal and \$17,983 of interest on the notes.

Local Option Sales and Services Tax Revenue and Refunding Bonds

The City's June 30, 2020 local option sales and services tax revenue bonds payable is as follows:

Year Ending June 30,	Interest Rates	Principal	Interest	Total
2021	3.00%	\$ 70,000	47,813	117,813
2022	2.50	70,000	45,713	115,713
2023	2.50	70,000	43,963	113,963
2024	2.50	75,000	42,212	117,212
2025	2.50	75,000	40,338	115,338
2026-2030	3.00-3.50	410,000	168,163	578,163
2031-2035	3.50-3.75	485,000	95,713	580,713
2036-2037	3.75	220,000	12,375	232,375
Total		\$ 1,475,000	496,290	1,971,290

On May 4, 2017, the City issued \$1,660,000 of local option sales and services tax revenue and refunding bonds. Proceeds from the bonds provided financing for acquiring, constructing, furnishing, and equipping of city facilities, including an emergency services facility and to refund local option sales and services tax revenue bonds, series 2010B.

The City has pledged 60% of future local option sales tax receipts, net of specified operating disbursements to repay the bonds. The bonds are payable solely from a portion of local option sales tax receipts and are payable through 2037. Annual principal and interest payments on the bonds are expected to require 76% of net receipts. The total principal and interest remaining to be paid on the bonds is \$1,971,290. For the current year, principal and interest paid was \$114,763 and the 60% allocated portion of the local option sales tax receipts was \$150,485, respectively.

The resolution providing for the issuance of the revenue bonds includes the following provisions:

- (a) The bonds will only be redeemed from the future earnings/receipts of the local option sales tax receipts and the bond holders hold a lien on the future earnings/receipts of the fund.
- (b) Sufficient monthly transfers shall be made to a separate local option sales tax revenue bond sinking account within the Special Revenue, Local Option Sales Tax Fund for the purpose of making the bond principal and interest payments when due.
- (c) Specified amounts are required to be held in a local option sales tax reserve account. This account is restricted for the purpose of paying for any additional improvements, extensions or repair to the systems or, when necessary, for the purpose of making the principal and interest payments when due.

(4) Pension Plan

Plan Description – IPERS membership is mandatory for employees of the City, except for those covered by another retirement system. Employees of the City are provided with pensions through a cost-sharing multiple employer defined benefit pension plan administered by the Iowa Public Employees’ Retirement System (IPERS). IPERS issues a stand-alone financial report which is available to the public by mail at PO Box 9117, Des Moines, Iowa 50306-9117 or at www.ipers.org.

IPERS benefits are established under Iowa Code Chapter 97B and the administrative rules thereunder. Chapter 97B and the administrative rules are the official plan documents. The following brief description is provided for general informational purposes only. Refer to the plan documents for more information.

Pension Benefits – A Regular member may retire at normal retirement age and receive monthly benefits without an early-retirement reduction. Normal retirement age is age 65, any time after reaching age 62 with 20 or more years of covered employment or when the member’s years of service plus the member’s age at the last birthday equals or exceeds 88, whichever comes first. These qualifications must be met on the member’s first month of entitlement to benefits. Members cannot begin receiving retirement benefits before age 55. The formula used to calculate a Regular member’s monthly IPERS benefit includes:

- A multiplier based on years of service.
- The member’s highest five-year average salary, except members with service before June 30, 2012 will use the highest three-year average salary as of that date if it is greater than the highest five-year average salary.

Protection occupation members may retire at normal retirement age, which is generally age 55 and may retire any time after reaching age 50 with 22 or more years of covered employment.

The formula used to calculate a protection occupation member’s monthly IPERS benefit includes:

- 60% of average salary after completion of 22 years of service, plus an additional 1.5% of average salary for more than 22 years of service but not more than 30 years of service.
- The member’s highest three-year average salary.

If a member retires before normal retirement age, the member’s monthly retirement benefit will be permanently reduced by an early-retirement reduction. The early-retirement reduction is calculated differently for service earned before and after July 1, 2012. For service earned before July 1, 2012, the reduction is 0.25% for each month the member receives benefits before the member’s earliest normal retirement age. For service earned on or after July 1, 2012, the reduction is 0.50% for each month the member receives benefits before age 65.

Generally, once a member selects a benefit option, a monthly benefit is calculated and remains the same for the rest of the member’s lifetime. However, to combat the effects of inflation, retirees who began receiving benefits prior to July 1990 receive a guaranteed dividend with their regular November benefit payments.

Disability and Death Benefits – A vested member who is awarded federal Social Security disability or Railroad Retirement disability benefits is eligible to claim IPERS benefits regardless of age. Disability benefits are not reduced for early retirement. If a member dies before retirement, the member’s beneficiary will receive a lifetime annuity or a lump-sum payment equal to the present actuarial value of the member’s accrued benefit or calculated with a set formula, whichever is greater. When a member dies after retirement, death benefits depend on the benefit option the member selected at retirement.

Contributions – Contribution rates are established by IPERS following the annual actuarial valuation which applies IPERS’ Contribution Rate Funding Policy and Actuarial Amortization Method. State statute limits the amount rates can increase or decrease each year to 1 percentage point. IPERS Contribution Rate Funding Policy requires the actuarial contribution rate be determined using the “entry age normal” actuarial cost method and the actuarial assumptions and methods approved by the IPERS Investment Board. The actuarial contribution rate covers normal cost plus the unfunded actuarial liability payment based on a 30-year amortization period. The payment to amortize the unfunded actuarial liability is determined as a level percentage of payroll based on the Actuarial Amortization Method adopted by the Investment Board.

In fiscal year 2020, pursuant to the required rate, Regular members contributed 6.29% of covered payroll and the City contributed 9.44% of covered payroll, for a total rate of 15.73%. Protection occupation members contributed 6.61% of covered payroll and the City contributed 9.91% of covered payroll, for a total rate of 16.52%.

The City’s contributions to IPERS for the year ended June 30, 2020 totaled \$54,927.

Net Pension Liability, Pension Expense, Deferred Outflows of Resources and Deferred Inflows of Resources Related to Pensions – At June 30, 2020, the City reported a liability of \$281,330 for its proportionate share of the net pension liability. The net pension liability was measured as of June 30, 2019 and the total pension liability used to calculate the net pension liability was determined by an actuarial valuation as of that date. The City’s proportion of the net pension liability was based on the City’s share of contributions to IPERS relative to the contributions of all IPERS participating employers. At June 30, 2019, the City’s proportion was 0.004858%, which was a decrease of 0.000023% from its proportion measured as of June 30, 2018.

For the year ended June 30, 2020, the City’s pension expense, deferred outflows of resources and deferred inflows of resources totaled \$79,123, \$48,568 and \$66,523, respectively.

There were no non-employer contributing entities to IPERS.

Actuarial Assumptions – The total pension liability in the June 30, 2019 actuarial valuation was determined using the following actuarial assumptions, applied to all periods included in the measurement, as follows:

Rate of inflation (effective June 30, 2017)	2.60% per annum.
Rates of salary increase (effective June 30, 2017)	3.25 to 16.25% average, including inflation. Rates vary by membership group.
Long-term investment rate of return (effective June 30, 2017)	7.00% compounded annually, net of investment expense, including inflation.
Wage growth (effective June 30, 2017)	3.25% per annum, based on 2.60% inflation and 0.65% real wage inflation.

The actuarial assumptions used in the June 30, 2019 valuation were based on the results of an economic assumption study dated March 24, 2017 and a demographic assumption study dated June 28, 2018.

Mortality rates used in the 2019 valuation were based on the RP-2014 Employee and Healthy Annuitant Tables with MP-2017 generational adjustments.

The long-term expected rate of return on IPERS' investments was determined using a building-block method in which best-estimate ranges of expected future real rates (expected returns, net of investment expense and inflation) are developed for each major asset class. These ranges are combined to produce the long-term expected rate of return by weighting the expected future real rates of return by the target asset allocation percentage and by adding expected inflation. The target allocation and best estimates of arithmetic real rates of return for each major asset class are summarized in the following table:

Asset Class	Asset Allocation	Long-Term Expected Real Rate of Return
Domestic equity	22.0%	5.60%
International equity	15.0	6.08
Global smart beta equity	3.0	5.82
Core plus fixed income	27.0	1.71
Public credit	3.5	3.32
Public real assets	7.0	2.81
Cash	1.0	(0.21)
Private equity	11.0	10.13
Private real assets	7.5	4.76
Private credit	3.0	3.01
Total	<u>100.0%</u>	

Discount Rate – The discount rate used to measure the total pension liability was 7.00%. The projection of cash flows used to determine the discount rate assumed employee contributions will be made at the contractually required rate and contributions from the City will be made at contractually required rates, actuarially determined. Based on those assumptions, IPERS' fiduciary net position was projected to be available to make all projected future benefit payments of current active and inactive employees. Therefore, the long-term expected rate of return on IPERS' investments was applied to all periods of projected benefit payments to determine the total pension liability.

Sensitivity of City's Proportionate Share of the Net Pension Liability to Changes in the Discount Rate – The following presents the City's proportionate share of the net pension liability calculated using the discount rate of 7.00%, as well as what the City's proportionate share of the net pension liability would be if it were calculated using a discount rate that is 1% lower (6.00%) or 1% higher (8.00%) than the current rate.

	1% Decrease (6.00%)	Discount Rate (7.00%)	1% Increase (8.00%)
City's proportionate share of the net pension liability	\$ 642,177	281,330	(21,165)

IPERS' Fiduciary Net Position – Detailed information about IPERS' fiduciary net position is available in the separately issued IPERS financial report which is available on IPERS' website at www.ipers.org.

(5) Compensated Absences

City employees accumulate a limited amount of earned but unused vacation and compensatory time hours for subsequent use or for payment upon termination, retirement or death. These accumulations are not recognized as disbursements by the City until used or paid. The City's approximate liability for earned vacation and compensatory time payable to employees at June 30, 2020, primarily relating to the General Fund, is as follows:

Type of Benefit	Amount
Vacation	\$ 23,000
Compensatory time	17,000
Total	<u>\$ 40,000</u>

This liability has been computed based on rates of pay in effect at June 30, 2020.

(6) Interfund Transfers

The detail of interfund transfers for the year ended June 30, 2020 is as follows:

<u>Transfer to</u>	<u>Transfer from</u>	<u>Amount</u>
General	Special Revenue: Jesup Fire Association	<u>\$ 50,000</u>
Debt Service:	Special Revenue: Road Use Tax	37,995
	Enterprise: Water	25,599
	Sewer	<u>46,398</u>
		<u>109,992</u>
Capital Projects	Special Revenue: Road Use Tax	150,000
	Local Option Sales Tax	<u>206,500</u>
		<u>356,500</u>
	Total	<u>\$ 516,492</u>

Transfers generally move resources from the fund statutorily required to collect the resources to the fund statutorily required to disburse the resources.

(7) Risk Management

The City is exposed to various risks of loss related to torts; theft, damage to and destruction of assets; errors and omissions; injuries to employees; and natural disasters. These risks are covered by the purchase of commercial insurance. The City assumes liability for any deductibles and claims in excess of coverage limitations. Settled claims from these risks have not exceeded commercial insurance coverage in any of the past three fiscal years.

(8) Employee Health Insurance Plan

To obtain a lower health insurance premium, the City has agreed to be responsible for reimbursing employees for the higher employee deductible. The City assumes liability for claims between \$250 and \$500 for all coverage. Claims in excess of the deductible are insured through the purchase of insurance. For the year ended June 30, 2020 payments totaling \$1,664 were recorded as disbursements in the General Fund.

(9) Subsequent Event

In March 2020, the COVID-19 outbreak was declared a global pandemic. The disruption to business across a range of industries in the United States continues to evolve. The full impact to local, regional and national economies, including that of the City of Jesup, remains uncertain.

To date, the outbreak has not created a material disruption to the operations of the City. However, the extent of the financial impact of COVID-19 will depend on future developments, including the duration and spread, which are uncertain and cannot be predicted. Due to these uncertainties management cannot presently estimate the potential impact to the City's operations and finances.

Other Information

City of Jesup
 Budgetary Comparison Schedule
 of Receipts, Disbursements, and Changes in Balances –
 Budget and Actual – All Governmental Funds and Proprietary Funds

Other Information

Year ended June 30, 2020

	Governmental Funds Actual	Proprietary Funds Actual	Less Funds not Required to be Budgeted
Receipts:			
Property tax	\$ 1,431,239	-	-
Other city tax	251,802	-	-
Licenses and permits	15,685	-	-
Use of money and property	32,088	8,435	1,380
Intergovernmental	429,960	-	-
Charges for service	93,260	885,241	-
Special assessments	123	-	-
Miscellaneous	225,464	1,682	111,675
Total receipts	<u>2,479,621</u>	<u>895,358</u>	<u>113,055</u>
Disbursements:			
Public safety	1,073,655	-	27,402
Public works	466,171	-	-
Health and social services	1,900	-	-
Culture and recreation	228,605	-	3,048
Community and economic development	32,226	-	-
General government	207,326	-	-
Debt service	552,144	-	-
Capital projects	329,048	-	-
Business type activities	-	493,921	-
Total disbursements	<u>2,891,075</u>	<u>493,921</u>	<u>30,450</u>
Excess (deficiency) of receipts over (under) disbursements	(411,454)	401,437	82,605
Other financing sources, net	72,082	(71,997)	(50,000)
Excess (deficiency) of receipts and other financing sources over (under) disbursements and other financing uses	(339,372)	329,440	32,605
Balances beginning of year	<u>2,593,001</u>	<u>606,070</u>	<u>176,920</u>
Balances end of year	<u>\$ 2,253,629</u>	<u>935,510</u>	<u>209,525</u>

See accompanying independent auditor's report.

Total	Budgeted Amounts		Final to Total Variance
	Original	Final	
1,431,239	1,427,697	1,427,697	3,542
251,802	241,505	241,505	10,297
15,685	22,675	24,075	(8,390)
39,143	36,200	48,750	(9,607)
429,960	419,624	442,095	(12,135)
978,501	982,400	984,400	(5,899)
123	150	150	(27)
115,471	46,350	73,050	42,421
<u>3,261,924</u>	<u>3,176,601</u>	<u>3,241,722</u>	<u>20,202</u>
1,046,253	639,539	1,155,812	109,559
466,171	635,859	635,659	169,488
1,900	1,900	1,900	-
225,557	257,267	265,967	40,410
32,226	7,808	32,608	382
207,326	198,734	209,184	1,858
552,144	553,142	553,142	998
329,048	50,000	619,795	290,747
493,921	759,700	759,700	265,779
<u>3,354,546</u>	<u>3,103,949</u>	<u>4,233,767</u>	<u>879,221</u>
(92,622)	72,652	(992,045)	899,423
50,085	-	1,000	49,085
(42,537)	72,652	(991,045)	948,508
<u>3,022,151</u>	<u>2,744,818</u>	<u>2,744,818</u>	<u>277,333</u>
<u>2,979,614</u>	<u>2,817,470</u>	<u>1,753,773</u>	<u>1,225,841</u>

City of Jesup

City of Jesup

Notes to Other Information – Budgetary Reporting

June 30, 2020

The budgetary comparison is presented in accordance with Governmental Accounting Standards Board Statement No. 41 for governments with significant budgetary perspective differences resulting from not being able to present budgetary comparisons for the General Fund and each major Special Revenue Fund.

In accordance with the Code of Iowa, the City Council annually adopts a budget on the cash basis following required public notice and hearing for all funds. The annual budget may be amended during the year utilizing similar statutorily prescribed procedures.

Formal and legal budgetary control is based upon nine major classes of disbursements known as functions, not by fund. These nine functions are: public safety, public works, health and social services, culture and recreation, community and economic development, general government, debt service, capital projects and business type activities. Function disbursements required to be budgeted include disbursements for the General Fund, the Special Revenue Funds, the Debt Service Fund, the Capital Projects Fund and the Enterprise Funds. Although the budget document presents function disbursements by fund, the legal level of control is at the aggregated function level, not by fund. During the year, one budget amendment increased budgeted disbursements by \$1,129,818. The budget amendment is reflected in the final budgeted amounts.

During the year ended June 30, 2020, disbursements in the public safety function exceeded the budget prior to the budget amendment.

City of Jesup

Schedule of the City's Proportionate Share of the Net Pension Liability

Iowa Public Employees' Retirement System
For the Last Six Years*
(In Thousands)

Other Information

	2020	2019	2018	2017
City's proportion of the net pension liability	0.004858%	0.004881%	0.005206%	0.005453%
City's proportionate share of the net pension liability	\$ 281	309	347	343
City's covered payroll	\$ 603	579	584	540
City's proportionate share of the net pension liability as a percentage of its covered payroll	46.60%	53.37%	59.42%	63.52%
IPERS' net position as a percentage of the total pension liability	85.45%	83.62%	82.21%	81.82%

* In accordance with GASB Statement No. 68, the amounts presented for each fiscal year were determined as of June 30 of the preceding fiscal year.

See accompanying independent auditor's report.

2016	2015
0.004977%	0.004589%
246	182
529	518
46.50%	35.16%
85.19%	87.61%

City of Jesup

Schedule of City Contributions

Iowa Public Employees' Retirement System
For the Last Ten Years
(In Thousands)

Other Information

	<u>2020</u>	<u>2019</u>	<u>2018</u>	<u>2017</u>
Statutorily required contribution	\$ 55	59	54	54
Contributions in relation to the statutorily required contribution	<u>(55)</u>	<u>(59)</u>	<u>(54)</u>	<u>(54)</u>
Contribution deficiency (excess)	<u>\$ -</u>	<u>-</u>	<u>-</u>	<u>-</u>
City's covered payroll	\$ 575	603	579	584
Contributions as a percentage of covered payroll	9.57%	9.78%	9.33%	9.25%

See accompanying independent auditor's report.

2016	2015	2014	2013	2012	2011
50	49	48	45	43	37
(50)	(49)	(48)	(45)	(43)	(37)
-	-	-	-	-	-
540	529	518	488	491	478
9.26%	9.26%	9.27%	9.22%	8.76%	7.74%

City of Jesup

Notes to Other Information – Pension Liability

Year ended June 30, 2020

Changes of benefit terms:

There are no significant changes in benefit terms.

Changes of assumptions:

The 2018 valuation implemented the following refinements as a result of a demographic assumption study dated June 28, 2018:

- Changed mortality assumptions to the RP-2014 mortality tables with mortality improvements modeled using Scale MP-2017.
- Adjusted retirement rates.
- Lowered disability rates.
- Adjusted the probability of a vested Regular member electing to receive a deferred benefit.
- Adjusted the merit component of the salary increase assumption.

The 2017 valuation implemented the following refinements as a result of an experience study dated March 24, 2017:

- Decreased the inflation assumption from 3.00% to 2.60%.
- Decreased the assumed rate of interest on member accounts from 3.75% to 3.50% per year.
- Decreased the discount rate from 7.50% to 7.00%.
- Decreased the wage growth assumption from 4.00% to 3.25%.
- Decreased the payroll growth assumption from 4.00% to 3.25%.

The 2014 valuation implemented the following refinements as a result of a quadrennial experience study:

- Decreased the inflation assumption from 3.25% to 3.00%.
- Decreased the assumed rate of interest on member accounts from 4.00% to 3.75% per year.
- Adjusted male mortality rates for retirees in the Regular membership group.
- Moved from an open 30-year amortization period to a closed 30-year amortization period for the UAL (unfunded actuarial liability) beginning June 30, 2014. Each year thereafter, changes in the UAL from plan experience will be amortized on a separate closed 20-year period.

Supplementary Information

City of Jesup

Schedule of Cash Receipts, Disbursements
and Changes in Cash Balances
Nonmajor Governmental Funds

As of and for the year ended June 30, 2020

			Special
	Employee Benefits	Jesup Fire Association	Jesup Ambulance Crew Association
Receipts:			
Property tax	\$ 214,432	-	-
Use of money and property	-	100	841
Intergovernmental	3,902	-	-
Miscellaneous	331	104,784	4,266
Total receipts	<u>218,665</u>	<u>104,884</u>	<u>5,107</u>
Disbursements:			
Operating:			
Public safety	91,789	27,065	337
Public works	56,303	-	-
Culture and recreation	23,202	-	-
General government	35,256	-	-
Total disbursements	<u>206,550</u>	<u>27,065</u>	<u>337</u>
Excess (deficiency of receipts over (under) disbursements	12,115	77,819	4,770
Other financing uses:			
Transfers out	-	(50,000)	-
Change in cash balances	12,115	27,819	4,770
Cash balances beginning of year	105,672	102,929	46,623
Cash balances end of year	<u>\$ 117,787</u>	<u>130,748</u>	<u>51,393</u>
Cash Basis Fund Balances			
Restricted for:			
Fire and ambulance	\$ -	130,748	51,393
Other purposes	117,787	-	-
Total cash basis fund balances	<u>\$ 117,787</u>	<u>130,748</u>	<u>51,393</u>

See accompanying independent auditor's report.

<u>Revenue</u>		
Jesup Library Endowment Fund Incorporated	Friends of the Jesup Public Library	Total
-	-	214,432
356	83	1,380
-	-	3,902
-	2,625	112,006
<u>356</u>	<u>2,708</u>	<u>331,720</u>
-	-	119,191
-	-	56,303
-	3,048	26,250
-	-	35,256
<u>-</u>	<u>3,048</u>	<u>237,000</u>
356	(340)	94,720
-	-	(50,000)
<u>356</u>	<u>(340)</u>	<u>44,720</u>
19,353	8,015	282,592
<u>19,709</u>	<u>7,675</u>	<u>327,312</u>
-	-	182,141
<u>19,709</u>	<u>7,675</u>	<u>145,171</u>
<u>19,709</u>	<u>7,675</u>	<u>327,312</u>

City of Jesup
 Schedule of Indebtedness
 Year ended June 30, 2020

Obligation	Date of Issue	Interest Rates	Amount Originally Issued
General obligation notes:			
Corporate purpose, series 2011	May 1, 2011	2.50-3.40%	\$ 1,500,000
Corporate purpose and refunding, series 2013A	Apr 1, 2013	1.25-1.85	1,280,000
Corporate purpose, series 2016	Jul 20, 2016	1.00-2.00	1,420,000
Total			
Revenue bonds:			
Local option and services tax revenue and refunding bonds, series 2017	May 4, 2017	2.50-5.00	\$ 1,660,000

See accompanying independent auditor's report.

Balance Beginning of Year	Issued During Year	Redeemed During Year	Balance End of Year	Interest Paid
450,000	-	145,000	305,000	14,493
535,000	-	130,000	405,000	8,905
1,100,000	-	120,000	980,000	17,983
<u>\$ 2,085,000</u>	-	<u>395,000</u>	<u>1,690,000</u>	<u>41,381</u>
<u>\$ 1,540,000</u>	-	<u>65,000</u>	<u>1,475,000</u>	<u>49,763</u>

City of Jesup

City of Jesup
Bond and Note Maturities
June 30, 2020

General Obligation Notes							
Year Ending June 30,	Street, Water and Sewer Construction		Right-Of-Way Repairs, Street Construction and Refunding		Street Improvements		Total
	Interest Rates	Amount	Interest Rates	Amount	Interest Rates	Amount	
2021	3.20%	\$ 150,000	1.60%	\$ 135,000	1.30%	\$ 125,000	410,000
2022	3.40	155,000	1.75	135,000	1.45	135,000	425,000
2023		-	1.85	135,000	1.55	100,000	235,000
2024		-		-	1.70	235,000	235,000
2025		-		-	1.85	190,000	190,000
2026		-		-	2.00	195,000	195,000
Total		<u>\$ 305,000</u>		<u>\$ 405,000</u>		<u>\$ 980,000</u>	<u>1,690,000</u>

Revenue Bonds		
Year Ending June 30,	LOST and Refunding Bonds	
	Interest Rates	Amount
2021	3.00%	\$ 70,000
2022	2.50	70,000
2023	2.50	70,000
2024	2.50	75,000
2025	2.50	75,000
2026	3.00	80,000
2027	3.00	80,000
2028	3.00	80,000
2029	3.00	85,000
2030	3.50	85,000
2031	3.50	90,000
2032	3.50	95,000
2033	3.50	95,000
2034	3.75	100,000
2035	3.75	105,000
2036	3.75	110,000
2037	3.75	110,000
Total		<u>\$ 1,475,000</u>

See accompanying independent auditor's report.

City of Jesup


Schedule of Receipts By Source and Disbursements By Function -
All Governmental Funds

For the Last Ten Years

	2020	2019	2018	2017
Receipts:				
Property tax	\$ 1,431,239	1,407,069	1,367,926	1,336,275
Tax increment financing	-	-	-	-
Other city tax	251,802	232,538	205,927	239,265
Licenses and permits	15,685	10,767	10,126	18,108
Use of money and property	32,088	54,021	37,344	27,529
Intergovernmental	429,960	425,684	420,534	414,814
Charges for service	93,260	106,924	87,613	148,997
Special assessments	123	137	147	157
Miscellaneous	225,464	228,041	230,730	132,771
Total	<u>\$ 2,479,621</u>	<u>2,465,181</u>	<u>2,360,347</u>	<u>2,317,916</u>
Disbursements:				
Operating:				
Public safety	\$ 1,073,655	620,495	602,697	521,319
Public works	466,171	441,797	435,456	399,394
Health and social services	1,900	1,900	1,900	1,900
Culture and recreation	228,605	233,050	251,491	272,755
Community and economic development	32,226	148	7,400	8,755
General government	207,326	197,272	231,738	172,711
Debt service	552,144	599,047	598,413	872,505
Capital projects	329,048	197,805	2,372,925	1,394,321
Total	<u>\$ 2,891,075</u>	<u>2,291,514</u>	<u>4,502,020</u>	<u>3,643,660</u>

See accompanying independent auditor's report.

2016	2015	2014	2013	2012	2011
1,310,814	1,275,683	1,230,501	1,159,930	1,095,145	1,006,275
-	23,448	23,381	47,368	53,241	100,258
209,980	218,133	217,626	211,208	204,516	180,579
16,836	17,078	20,266	21,673	16,520	18,818
13,177	5,962	7,020	8,773	11,442	12,745
414,624	341,239	316,913	301,205	880,334	766,859
112,803	104,836	103,967	153,066	149,866	203,817
168	178	3,458	1,055	2,118	6,650
224,368	179,136	148,976	156,662	266,461	167,962
2,302,770	2,165,693	2,072,108	2,060,940	2,679,643	2,463,963
649,112	645,603	631,275	438,876	625,595	459,888
557,356	549,071	376,979	289,002	453,006	403,864
2,000	2,000	2,000	2,000	1,925	1,925
237,435	228,312	211,462	201,111	247,481	194,326
7,489	7,458	170	436	42	152,545
181,416	189,858	185,467	184,677	154,245	144,351
555,237	520,638	569,887	1,024,577	580,841	343,949
695,924	166,952	960,881	667,936	2,588,450	1,515,202
2,885,969	2,309,892	2,938,121	2,808,615	4,651,585	3,216,050



**OFFICE OF AUDITOR OF STATE
STATE OF IOWA**

Rob Sand
Auditor of State

State Capitol Building
Des Moines, Iowa 50319-0006

Telephone (515) 281-5834 Facsimile (515) 281-6518

Independent Auditor's Report on Internal Control
over Financial Reporting and on Compliance and Other Matters
Based on an Audit of Financial Statements Performed in Accordance with
Government Auditing Standards

To the Honorable Mayor and Members of the City Council:

We have audited in accordance with U.S. generally accepted auditing standards and the standards applicable to financial audits contained in Government Auditing Standards, issued by the Comptroller General of the United States, the financial statements of the governmental activities, the business type activities, each major fund and the aggregate remaining fund information of the City of Jesup, Iowa, as of and for the year ended June 30, 2020, and the related Notes to Financial Statements, which collectively comprise the City's basic financial statements, and have issued our report thereon dated September 22, 2020. Our report expressed unmodified opinions on the financial statements which were prepared on the basis of cash receipts and disbursements, a basis of accounting other than U.S. generally accepted accounting principles.

Internal Control Over Financial Reporting

In planning and performing our audit of the financial statements, we considered the City of Jesup's internal control over financial reporting to determine the audit procedures appropriate in the circumstances for the purpose of expressing our opinions on the financial statements, but not for the purpose of expressing an opinion on the effectiveness of the City of Jesup's internal control. Accordingly, we do not express an opinion on the effectiveness of the City of Jesup's internal control.

A deficiency in internal control exists when the design or operation of a control does not allow management or employees, in the normal course of performing their assigned functions, to prevent or detect and correct misstatements on a timely basis. A material weakness is a deficiency, or a combination of deficiencies, in internal control such that there is a reasonable possibility a material misstatement of the City of Jesup's financial statements will not be prevented or detected and corrected on a timely basis. A significant deficiency is a deficiency, or a combination of deficiencies, in internal control that is less severe than a material weakness, yet important enough to merit attention by those charged with governance.

Our consideration of internal control was for the limited purpose described in the preceding paragraph and was not designed to identify all deficiencies in internal control that might be material weaknesses or significant deficiencies and, therefore, material weaknesses or significant deficiencies may exist that have not been identified. We consider the deficiency described in the accompanying Schedule of Findings as item (A) to be a material weakness.

Compliance and Other Matters

As part of obtaining reasonable assurance about whether the City of Jesup's financial statements are free of material misstatement, we performed tests of its compliance with certain provisions of laws, regulations, contracts and grant agreements, non-compliance with which could have a direct and material effect on the determination of financial statement amounts. However, providing an opinion on compliance with those provisions was not an objective of our audit and, accordingly, we do not express such an opinion. The results of our tests disclosed no instances of non-compliance or other matters which are required to be reported under Government Auditing Standards. However, we noted an immaterial instance of non-compliance or other matters which is described in the accompanying Schedule of Findings.

Comments involving statutory and other legal matters about the City's operations for the year ended June 30, 2020 are based exclusively on knowledge obtained from procedures performed during our audit of the financial statements of the City. Since our audit was based on tests and samples, not all transactions that might have had an impact on the were necessarily audited. The comments involving statutory and other legal matters are not intended to constitute legal interpretations of those statutes.


The City of Jesup's Responses to the Findings

The City of Jesup's responses to the findings identified in our audit are described in the accompanying Schedule of Findings. The City of Jesup's responses were not subjected to the auditing procedures applied in the audit of the financial statements and, accordingly, we express no opinion on them.

Purpose of this Report

The purpose of this report is solely to describe the scope of our testing of internal control and compliance and the results of that testing and not to provide an opinion on the effectiveness of the City's internal control or on compliance. This report is an integral part of an audit performed in accordance with Government Auditing Standards in considering the City's internal control and compliance. Accordingly, this communication is not suitable for any other purpose.

We would like to acknowledge the many courtesies and assistance extended to us by personnel of the City of Jesup during the course of our audit. Should you have any questions concerning any of the above matters, we shall be pleased to discuss them with you at your convenience.


Marlys K. Gaston, CPA
Deputy Auditor of State

September 22, 2020

City of Jesup

Schedule of Findings

Year ended June 30, 2020

Findings Related to the Financial Statements:

INTERNAL CONTROL DEFICIENCIES:

(A) Segregation of Duties

Criteria – Management is responsible for establishing and maintaining internal control. A good system of internal control provides for adequate segregation of duties so no one individual handles a transaction from its inception to completion. In order to maintain proper internal control, duties should be segregated so the authorization, custody and recording of transactions are not under the control of the same employee. This segregation of duties helps prevent losses from employee error or dishonesty and maximizes the accuracy of the City’s financial statements.

Condition – Generally, one or two individuals have control over the following areas:

- (1) Responsibilities for receipt collection, deposit preparation and reconciliation functions are not segregated from those of recording and accounting for receipts or disbursements.
- (2) Responsibilities for disbursement preparation are not segregated from those for recording cash disbursements.
- (3) Mail is not opened by someone who does not have access to the accounting system.
- (4) Responsibilities for maintaining detailed accounts receivable records are not segregated from collections and records posting.

Cause – The City has a limited number of employees and procedures have not been designed to adequately segregate duties or provide compensating controls through additional oversight of transactions and processes.

Effect – Inadequate segregation of duties could adversely affect the City’s ability to prevent or detect and correct misstatements, errors or misappropriation on a timely basis by employees in the normal course of performing their assigned functions.

Recommendation – The City should review its control activities to obtain the maximum internal control possible under the circumstances utilizing currently available staff, including elected officials.

Response – Segregation of duties is controlled as much as possible considering the limited number of individuals

Conclusion – Response acknowledged. The City could utilize elected officials to review financial reports and transactions. Reviews should be evidenced by the initials and date of the reviewer.

City of Jesup

Schedule of Findings

Year ended June 30, 2020

INSTANCES OF NON-COMPLIANCE:

No matters were noted.

City of Jesup

Schedule of Findings

Year ended June 30, 2020

Findings Related to Required Statutory Reporting:

- (1) Certified Budget – During the year ended June 30, 2020, disbursements in the public safety function exceeded the amount budgeted prior to the budget amendment. Chapter 384.20 of the Code of Iowa states, in part, “Public monies may not be expended or encumbered except under an annual or continuing appropriation.”

Recommendation – The budget should have been amended in accordance with Chapter 384.18 of the Code of Iowa before disbursements were allowed to exceed the budget.

Response – The budget will be amended in the future prior to allowing disbursements to exceed the budget, if applicable.

Conclusion – Response accepted.

- (2) Questionable Disbursements – No disbursements which did not appear to meet the requirements of public purpose as defined in the Attorney General’s opinion dated April 25, 1979 were noted.
- (3) Travel Expense – No disbursements of City money for travel expenses of spouses of City officials or employees were noted.
- (4) Business Transactions – No business transactions between the City and City officials or employees were noted.
- (5) Restricted Donor Activity – No transactions were noted between the City, City officials, City employees and restricted donors in compliance with Chapter 68B of the Code of Iowa.
- (6) Bond Coverage – Surety bond coverage of City officials and employees is in accordance with statutory provisions. The amount of coverage should be reviewed annually to ensure the coverage is adequate for current operations.
- (7) City Council Minutes – No transactions were found that we believe should have been approved in the City Council minutes but were not.
- (8) Deposits and Investments – No instances of non-compliance with the deposit and investment provisions of Chapters 12B and 12C of the Code of Iowa and the City’s investment policy were noted.
- (9) Revenue Bonds – No instances of non-compliance with the revenue bond resolution were noted.

City of Jesup

Staff

This audit was performed by:

Marlys K. Gaston, CPA, Deputy
Michelle B. Meyer, CPA, Manager
Ethan M. Snedigar, Staff Auditor
Michael S. Team, Assistant Auditor