



# FACT SHEET

Personal Responsibility Education Program (PREP) Evaluation

August 2017

“The big one (change)...is that some of the kids that tend to not be as social as other **kids really kind of... come out of their shell.**” - Graduation Coach

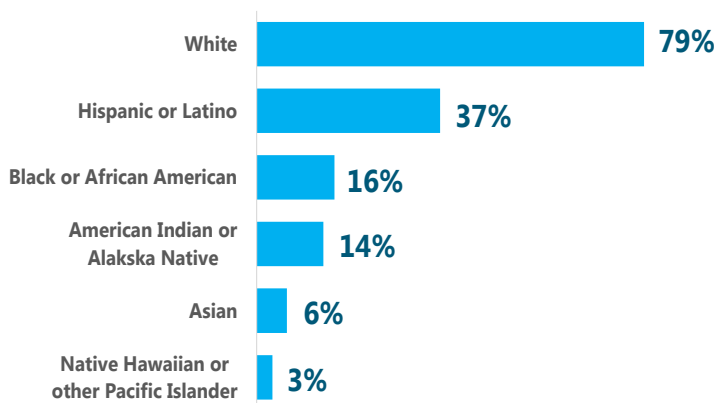


“As far as our school, **it's been received positively.** I mean. **Everybody seems to like it.**” - Program Coordinator



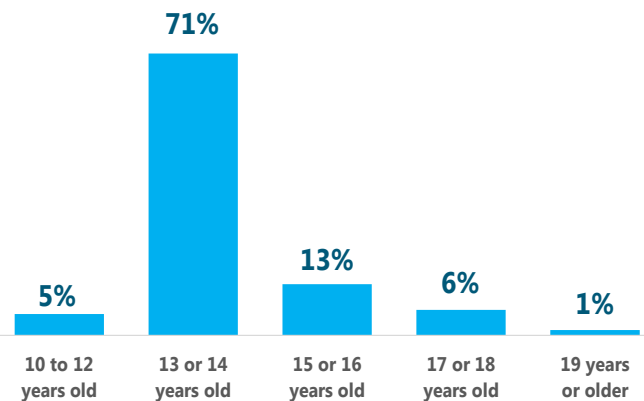
## PREP programs serve a diverse population

### Racial and ethnic composition of youth (percent)



Note: Youth could select more than one race or ethnicity

### Age distribution of youth



## PREP programs operate primarily through schools

97 percent

of programs  
took place  
during school

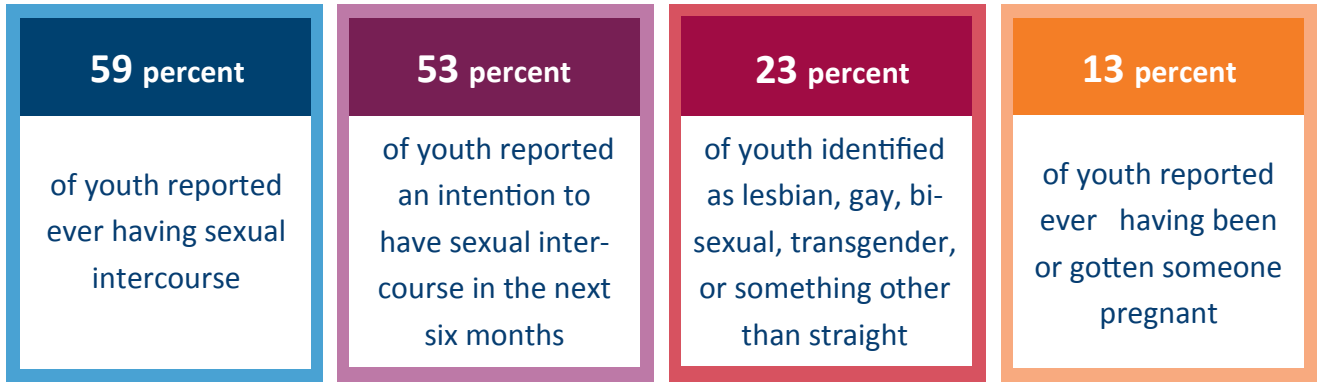
928 participants

attended at  
least one PREP  
session

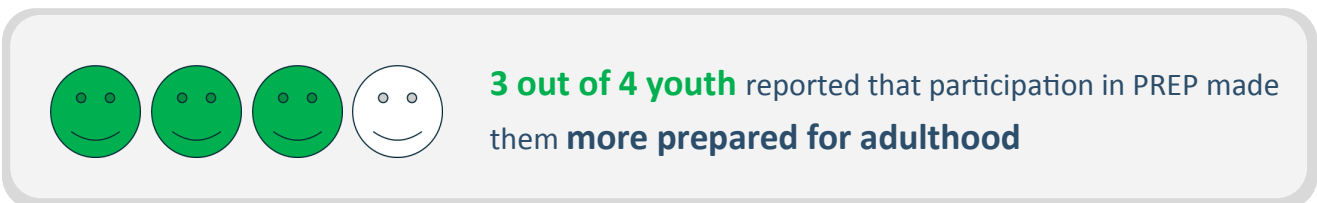
590 hours

of  
programming  
delivered

At program entry



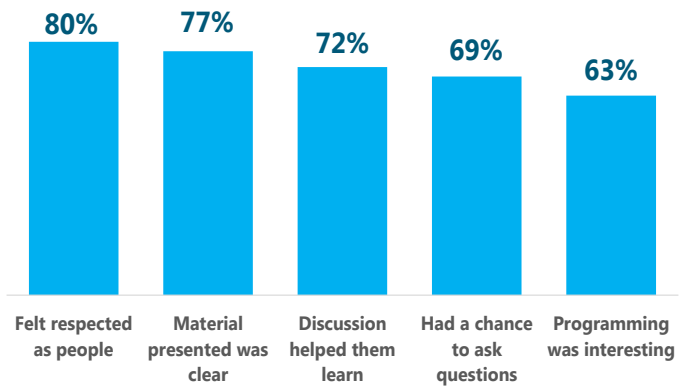
At program exit, youth report positive outcomes as a result of their participation in PREP



Sexual behavior intentions for next six months



Perceptions of program quality



"The volunteer aspect's been very good for our students in that they get out in the community, which feeds into our standard curriculum about **teaching people how to get along with others, and interacting with other adults, interacting with agencies and working together.**" -Principal

"Yes. [...] I just think **it's a great program for kids.** And we have great facilitators that have made it that way. **So it's been great at our school.**" -Counselor



"Kids and teachers talk about Wise Guys quite a bit...**kids that I've never talked about the program come up and ask me if they can join the group.**" - Graduation Coach