


1999-2000



State Library of Iowa

Pocket Digest

Iowa Public
Library Statistics


Pocket digest of Iowa public library statistics/State
Library of Iowa. -- [Des Moines] : The Library, 19--.
v. ; cm.

Title from cover.

Reference information found in greater detail in the
Iowa public library statistics.


1. Public libraries--Iowa--Statistics--Periodicals.
- I. State Library of Iowa. II. Iowa public library
statistics.

Contents



Introduction.....	
National Rankings.....	
Staffing.....	
Collections.....	
Income.....	
Expenditures.....	
Usage.....	
Borrowers/Buildings.....	
Profiles of Iowa	
Public Libraries.....	

Introduction




The Pocket Digest of Public Library Statistics highlights facts about Iowa public libraries.

The Digest references information found in greater detail in *Iowa Public Library Statistics, 1999-2000*.

The data in this publication was collected by the State Library of Iowa from 532 of 540 Iowa public libraries in September 2000, based on definitions provided by the Federal/State Cooperative for Public Library Statistics (FSCS).

National Rankings

(Above Average)




The National Center for Education Statistics (NCES) issues state-by-state rankings for public libraries. According to NCES, Iowa ranks above average in:

<u>Category (per capita)</u>	<u>Ranking</u>
Number of Libraries	3
Books Owned	15
Audiotapes Owned	12
Videotapes Owned	8
Circulation of Materials	11
Loans from Other Libraries	21
Library Visits	11

National Rankings

(Below Average)



Iowa public libraries rank below average in:

<u>Category (per capita)</u>	<u>Ranking</u>
Local Income	27
State Income	36
Total Income	29
Wages	29
Total Staff Expenditures	30
Total Operating Expenditures	29

Staffing

The average Iowa public library spends 53 percent of its budget for staff costs, while the national average is 64 percent.

Iowa public libraries employ a total of 894 FTE (full time equivalent) librarians. FTE is based on a 40-hour work week. There are 729 FTE "other" staff employed by Iowa libraries.

There are 239 FTE employees with masters degrees in Library Science (MLS) in Iowa public libraries.


Iowa ranks 28th in the nation in the number of MLS librarians per capita.

Annually, Iowa libraries spend a total of \$34.9 million for staff salaries and \$6.7 million for employee benefits.

<u>City Population</u>	<u>Average* FTE of Librarians</u>
0 to 499	.4 per library
500 to 999	.7 per library
1,000 to 2,499	1.6 per library
2,500 to 4,999	2.6 per library
5,000 to 9,999	3.8 per library
10,000 to 24,999	4.5 per library
25,000 to 49,999	5.9 per library
Over 50,000	15.1 per library

*Full Time Equivalents based on a 40-hour work week.

Collections



In 2000, Iowa public libraries purchased 973,932 items, or 7.9 percent of their existing collections.

On average, 7.3 percent of total materials are withdrawn from collections each year.

Materials owned include:

11.5 million print volumes
403,000 audiotapes
356,000 videotapes
183,000 other materials

Iowa public libraries house a total of 12.4 million items.

Books comprise 11.5 million volumes, or 93 percent of the collections.


Nationally, Iowa ranks:

√ 15th in books per capita

√ 12th in audiotapes per capita

√ 8th in videotapes per capita

Income



Iowa public libraries reported total income of \$92.2 million* in FY00, compared with \$76 million* in FY99, an increase of 21.3 percent.

Income for public libraries includes:

\$76.6 million (83%) from cities and counties*
2.1 million (2.3%) from state sources **
1.3 million (1.4%) from grants
2 million (2.2%) from fines and fees
7.6 million (8.2%) from gifts*
2.6 million (2.8%) from other sources*

*Includes funds for capital projects.

**Includes Open Access, Access Plus, Enrich Iowa, and other funding from state sources.

Nationally, total public library income is \$6.3 billion.


Iowa ranks 29th of 51 states (including the District of Columbia) in total public library income.

There is considerable difference between national and Iowa percentages for types of income:

Level	% Local	% State	% Federal	% Other
National	77.6	12.1	0.9	9.3
Iowa	83.0	*2.3	.08	14.7

*Includes Enrich Iowa, Open Access, Access Plus and other funding from state sources.

Expenditures



Iowa public libraries report expenditures of
*\$87.6 million in FY00, compared with \$77.1
million in FY99, an increase of 13.8%

Iowa libraries spend the following amounts in these categories:

\$41.6 million (47.4%) for staff
11.3 million (12.9%) for books
4.4 million (6.1%) for plant operation
1.6 million (1.8%) for equipment
21.6 million (24.7%) for capital outlay
6.9 million (7.9%) for other expenses

*Includes capital projects with
income from previous years.


Nationally, 8,967 public libraries have total operating expenditures of \$5.9 billion.

Iowa ranks 29th in total operating expenditures per capita.

Nationally -
64.3% of expenditures are for staff
15.2% is for books

In Iowa -
47.4% of expenditures are for staff
12.9% is for books

Usage



The total number of items checked out (circulated) in FY00 in Iowa public libraries was 25.1 million, compared with 23.6 million in FY99, an increase of 6.5%.

Total circulation by material type:

18.2 (72.5%) million books
3.1 (12.3%) million videos
2.1 (8.3%) million audiotapes
1.1 (4.3%) million periodicals
.6 (2.3%) million other items

Nationally, Iowa libraries rank:


11th in total circulation per capita.

11th in library visits per capita.

21st in items borrowed through interlibrary loan.

39th in reference questions asked.

Borrowers/Buildings



There are 1.7 million registered borrowers in Iowa public libraries.

Library customers report finding something of interest in the library 90 percent of the time during a library visit.

The average Iowa library is open 1,804 hours annually, or about 34 hours a week.

The average public library building is 5,212 square feet.


833,084 Iowans live outside the primary jurisdiction area of a public library.

Total funding from counties and non-library cities is \$7.7 million, or \$9.20 per capita.

Total city funding for Iowa libraries is \$53.6 million, or \$25.59 per capita.

Profile

Iowa Public Libraries



There are 540 public libraries in Iowa.

Of those:

419 (78%) serve populations of less than 2,500.

113 (21%) serve populations of 2,500-50,000.


8 (1%) serve populations of more than 50,000.

Iowa public libraries have six bookmobiles and 25 branch libraries.

Profile

Small Iowa Public Libraries

Of the 540 public libraries in Iowa, 419 (78%) serve populations of less than 2,500.




The averages of selected statistics for FY00 are:

<u>Category</u>	<u>Average</u>
Population Served	864
Total Income	\$36,964
Total for Salaries	\$13,732*
Hours Open per Week	26
Books Owned	11,546
Materials Checked Out	13,751
Loans to Other Libraries	78
Library Visits	7,482

*Includes funds for capital projects.

Profile

Medium Iowa Public Libraries



Of the 540 public libraries in Iowa, 87 (16%) serve populations between 2,500 and 10,000.

The averages of selected statistics for FY00 are:


<u>Category</u>	<u>Average</u>	
Population Served	5,139	
Total Income	\$290,562	*
Total for Salaries	\$86,331	
Hours Open per Week	54	
Books Owned	35,056	
Materials Checked Out	79,571	
Loans to Other Libraries	575	
Library Visits	42,447	

*Includes funds for capital projects.

Profile

Large Iowa Public Libraries

Of the 540 public libraries in Iowa, 26 (5%) serve populations between 10,000 and 50,000.



The averages of selected statistics for FY00 are:


<u>Category</u>	<u>Average</u>
Population Served	22,043
Total Income	\$1,074,414
Total for Salaries	\$387,124
Hours Open per Week	59 **
Books Owned	88,378
Materials Checked Out	244,805
Loans to Other Libraries	1,346
Library Visits	146,843

*Includes funds for capital projects.

**Does not include overlapping hours at branch libraries.

Profile

Urban Iowa Public Libraries



Of the 540 public libraries in Iowa, 8 (1%) serve populations over 50,000.

The averages of selected statistics for FY00 are:

<u>Category</u>	<u>Average</u>
Population Served	90,128
Total Income	\$3,016,201 *
Total for Salaries	\$1,474,616
Hours Open per Week	66 **
Books Owned	291,959
Materials Checked Out	780,827
Loans to Other Libraries	3,742
Library Visits	440,574

*Includes funds for capital projects.

**Does not include overlapping hours at branch libraries.

Vision for Library Service in Iowa

Each Iowan will have equal access to information and ideas in order to lead an enriched life through lifelong learning and to participate knowledgeably and productively in a democratic society.

This publication was funded under the Library Services and
Technology Act administered by the State Library of Iowa.
