


1998-1999

Pocket
Digest
Iowa
Public
Library
Statistics



State Library
of Iowa

Pocket digest of Iowa public library statistics/State
Library of Iowa. -- [Des Moines] : The Library,
v. ; cm.


Title from cover.

References information found in greater detail in the
Iowa public library statistics.


1. Public libraries--Iowa--Statistics--Periodicals.
 - I. State Library of Iowa. II. Iowa public library statistics.

This publication was funded under the Library
Services and Technology Act administered by the
State Library of Iowa.

Contents



Introduction	2
National Rankings	3
Staffing	5
Collections	7
Income	9
Expenditures	11
Usage	13
Borrowers and Buildings	15
Iowa Public Libraries	17
Vision for Library Service	22



Introduction


The Pocket Digest of Public Library Statistics highlights pertinent information about public libraries.

The Digest references information found in greater detail in *Iowa Public Library Statistics, 1998-1999*.

The data in this publication was collected by the State Library of Iowa from 524 Iowa public libraries in September 1999, based on definitions provided by the Federal State Cooperative for Public Library Statistics (FSCS).


National Rankings

(Above Average)



The National Center for Education Statistics (NCES) issues state-by-state rankings for public libraries. According to NCES, Iowa ranks above average in:

<u>Category (per capita)</u>	<u>Ranking</u>
Number of Libraries	3
Books Owned	14
Audiotapes Owned	13
Videotapes Owned	9
Circulation of Materials	11
Loans to Other Libraries	21
Library Visits	14




National Rankings

(Below Average)

Iowa public libraries rank below average in:

<u>Category (per capita)</u>	<u>Ranking</u>
Local Income	27
State Income	37
Total Income	30
Wages	31
Total Staff Expenditures	29
Total Operative Expenditures	29

Staffing



The average Iowa library spends 50 percent of its budget for staff costs, while the national average is 64 percent.

Iowa public libraries employ a total of 791 FTE (full time equivalent) librarians. FTE is based on a 40-hour work week. There are 715 FTE “other” staff employed by Iowa libraries.

There are 233 FTE employees with masters degrees in Library Science (MLS) in Iowa public libraries.


Iowa ranks 28th in the nation in the number of MLS librarians per capita.

Annually, Iowa libraries spend a total of \$32.7 million for staff salaries and \$6.2 million for employee benefits.

<u>City Population</u>	<u>Average* FTE of Librarians</u>
0 to 499	.4 per library
500 to 999	.7 per library
1,000 to 2,499	1.1 per library
2,500 to 4,999	2.4 per library
5,000 to 9,999	3.6 per library
10,000 to 24,999	4.5 per library
25,000 to 49,999	6.2 per library
Over 50,000	15 per library

*Full Time Equivalents based on
a 40-hour work week.

Collections



In 1999, Iowa public libraries purchased 914,497 items, or 7.5 percent of their existing collections.

On the average, 6.2 percent of total materials are withdrawn from collections each year.

Materials owned include:

- 11.5 million print volumes
- 400,000 audiotapes
- 300,000 videotapes
- 200,000 other materials


Iowa public libraries house a total of 12.4 million items.

Books comprise 11.5 million volumes, or 93 percent of the collections.

Nationally, Iowa ranks:

- 14th in books per capita
- 13th in audiotapes per capita
- 9th in videotapes per capita

Income



Iowa public libraries reported total income of \$76 million* in FY99, compared with \$74.9 million* in FY98, an increase of 1.5 percent.

Income for public libraries includes:

- \$62.3 million (82%) from cities and counties*
- 1.7 million (2.2%) from state sources**
- 1.3 million (1.7%) from grants
- 2 million (2.6%) from fines and fees
- 6 million (7.9%) from gifts*
- 2.7 million (3.6%) from other sources*

*Includes funds for capital projects.

**Includes Open Access, Access Plus, and other funding from state sources.

Nationally, total public library income is \$5.9 billion.


Iowa ranks 30th of 51 states (including the District of Columbia) in total public library income.

There is considerable difference between national and Iowa percentages for types of income:

Level	% Local	% State	% Federal	% Other
National	78.1	12.2	1	8.7
Iowa	82.0	*2.2	.08	15.8

*Includes Open Access, Access Plus and other funding from state sources.

Expenditures



Iowa public libraries report expenditures of *\$77.1 million in FY99, compared with \$74.2 million in FY98, an increase of 3.9%

Iowa libraries spend the following amounts in these categories:

\$38.8 million (50.4%) for staff
11.7 million (15.2%) for books
4.7 million (6.1%) for plant operation
1.5 million (1.9%) for equipment
14.9 million (19.4%) for capital outlay
5.4 million (7.0%) for other expenses

*Includes capital projects with income from previous years.

Nationally, 8,946 public libraries have total operating expenditures of \$5.5 billion.

Iowa ranks 29th in total operating expenditures per capita.

Nationally -

64.4% of expenditures are for staff


15.1% is for books

In Iowa -

50.4% of expenditures are for staff

15.2% is for books

Usage



The total number of items checked out (circulated) in FY99 in Iowa public libraries was 23.6 million, compared with 25.1 million in FY98, a decrease of 5.1%

Total circulation in various categories is:

17.3 (73.3%) million books
2.8 (11.9%) million videos
1.8 (7.6%) million audiotapes
1.2 (5.1%) million periodicals
0.5 (2.1%) million other items

**Iowa ranks 11th nationally in
total circulation per capita.**


The average Iowa public library has the following activities in addition to circulation of materials per year:

25,423 library visits
1,606 people attending children's programs
3,321 reference questions asked
3,207 registered borrowers

Nationally, Iowa libraries rank:

**14th in library visits per capita
21st in items borrowed per capita**

Borrowers/ Buildings



There are a total of 1.7 million registered borrowers in Iowa public libraries.

Library customers report finding something of interest in the library 90 percent of the time during a library visit.

The average Iowa library is open 1,600 hours annually, or about 32 hours a week.


The average public library building is 4,784 square feet in size.

791,545 Iowans live outside the primary jurisdiction area of a public library.

Total funding from counties and non-library cities is \$7.3 million, or \$9.22 per capita.

Total city funding for Iowa libraries is \$50.4 million, or \$24.25 per capita.

Iowa Public Libraries



There are 538 public libraries in Iowa.

Of those:


418 (78%) serve populations of less than 2,500

112 (21%) serve populations of 2,500-50,000

8 (1%) serve populations of more than 50,000

Iowa public libraries have 6 bookmobiles and 25 branch libraries.

Small Public Libraries




Of the 538 public libraries in Iowa, 418 (78%) serve populations of less than 2,500.

The averages of selected statistics for FY99 are:

<u>Category</u>	<u>Average</u>
Population Served	835
Total Income	\$38,227*
Total for Salaries	\$12,284
Hours Open per Week	25
Books Owned	10,600
Materials Checked Out	13,384
Loans to Other Libraries	68
Library Visits	6,479

*Includes funds for capital projects.



Medium Public Libraries


Of the 538 public libraries in Iowa, 87 (16%) serve populations between 2,500 and 10,000.

The averages of selected statistics for FY99 are:

<u>Category</u>	<u>Average</u>
Population Served	5,139
Total Income	\$196,781*
Total for Salaries	\$80,195
Hours Open per Week	51
Books Owned	32,154
Materials Checked Out	76,494
Loans to Other Libraries	468
Library Visits	38,541

*Includes funds for capital projects.

Large Public Libraries




Of the 538 public libraries in Iowa, 25 (5%) serve populations between 10,000 and 50,000.

The averages of selected statistics for FY99 are:

<u>Category</u>	<u>Average</u>
Population Served	22,562
Total Income	\$746,584 *
Total for Salaries	\$376,840
Hours Open per Week	62 **
Books Owned	83,525
Materials Checked Out	251,009
Loans to Other Libraries	1,324
Library Visits	145,481

*Includes funds for capital projects **Unduplicated hours

Urban Public Libraries



Of the 538 public libraries in Iowa, 8 (1%) serve populations over 50,000.

The averages of selected statistics for FY99 are:

<u>Category</u>	<u>Average</u>
Population Served	90,128
Total Income	\$3,051,889*
Total for Salaries	\$1,414,120
Hours Open per Week	65**
Books Owned	238,888
Materials Checked Out	792,161
Loans to Other Libraries	4,422
Library Visits	456,092

*Includes funds for capital projects **Unduplicated hours

Vision for Library Service in Iowa

Each Iowan will have equal access to information and ideas in order to lead an enriched life through lifelong learning and to participate knowledgeably and productively in a democratic society.

A publication of the State Library of Iowa.
Additional copies available for \$.50 each.

Send orders to
Geri Mallett
State Library of Iowa
E. 12th and Grand
Des Moines, IA 50319
e-mail: gallet@mail.lib.state.ia.us.