


1999

Pocket Digest
Iowa Public Library
Statistics

State Library of Iowa



Pocket digest of Iowa public library statistics/State Library
of Iowa. -- [Des Moines] : The Library,
v. ; cm.


Title from cover.

References information found in greater detail in the
Iowa public library statistics.

1. Public libraries--Iowa--Statistics--Periodicals.

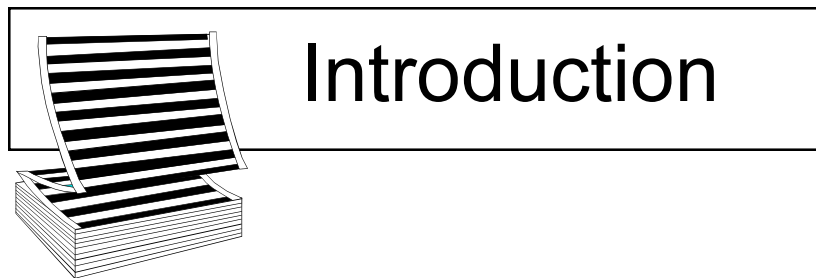
I. State Library of Iowa. II. Iowa public library statistics.

021



Contents

Introduction	2
National Rankings (Above Average)	3
National Rankings (Below Average)	4
Staffing	5
Collections	7
Income	9
Expenditures	11
Circulation	13
Other Services	14
Borrowers/Buildings	15
Iowa Public Libraries	17
Small Public Libraries	18
Medium Public Libraries	19
Large Public Libraries	20



Introduction

The Pocket Digest of Public Library Statistics highlights pertinent information about public libraries in Iowa.

The Digest references information found in greater detail in the *Iowa Public Library Statistics, 1997-98*.

The data in this publication was collected by the State Library of Iowa from 521 Iowa public libraries in September 1998, based on definitions provided by the Federal State Cooperative for Public Library Statistics (FSCS).



National Rankings

The National Center for Education Statistics (NCES) issues state-by-state rankings for public libraries. According to NCES, Iowa ranks above average in:

<u>Category (per capita)</u>	<u>Ranking</u>
Number of Libraries	3
Books Owned	14
Audiotapes Owned	14
Videotapes Owned	8
Circulation of Materials	10
Loans from Other Libraries	20
Library Visits	9



National Rankings

Iowa public libraries rank below average in:

<u>Category (per capita)</u>	<u>Ranking</u>
Local Income	30
State Income	35
Total Income	31
Wages	27
Total Staff Expenditures	31
Total Operative Expenditures	31



Staffing

The average Iowa library spends 49 percent of its budget for staff costs, while the national average is 65 percent.

Iowa public libraries employ a total of 776 FTE (full time equivalent) librarians. FTE is based on a 40-hour work week. There are 667 FTE "other" staff employed by Iowa libraries.

There are 255 FTE employees with masters degrees in Library Science (MLS) in Iowa public libraries.

Iowa ranks 30th in the nation in the number of MLS librarians per capita.

Annually, Iowa libraries spend a total of \$30 million for staff salaries and \$6 million for employee benefits.

<u>City Population</u>	<u>Average FTE of Librarians</u>
0 to 499	.4 per library
500 to 999	.7 per library
1,000 to 2,499	1.1 per library
2,500 to 4,999	2.4 per library
5,000 to 9,999	3.6 per library
10,000 to 24,999	4.8 per library
25,000 to 49,999	6.3 per library
Over 50,000	15 per library



Collections

In 1998, Iowa public libraries purchased 844,914 items or 7.1 percent of their existing collections.

On the average, 5.0 percent of total materials are withdrawn from collections each year.

Materials acquired include:

703,515 print volumes
19,403 government documents
49,284 audiotapes
43,873 videotapes
28,839 other materials

Iowa public libraries house a total of 12.1 million items.

Books comprise 11.2 million volumes, or 93 percent of the collections.

Nationally, Iowa ranks:

- 14th in books per capita
- 14th in audiotapes per capita
- 8th in videotapes per capita



Income

Iowa public libraries reported total income of \$74.9 million* in FY98, compared with \$76.4 million* in FY97, a decrease of 2.1 percent.

Income for public libraries includes:

\$61 million (81.4%) from cities and counties*
0.2 million (.1%) from federal funding
1.7 million (2.2%) from state sources
1.3 million (1.7%) from grants
2.0 million (2.6%) from fines and fees
7.0 million (9.3%) from gifts*
1.6 million (2.1%) from other sources*

*Includes funds for capital projects.

Nationally, total public library income is \$5.5 billion.

Iowa ranks 31st of 51 states (including the District of Columbia) in total public library income.

There is considerable difference between national and Iowa percentages for types of income:

Level	% Local	% State	% Federal	% Other
National	78.3	12.0	1.0	8.7
Iowa	81.4	2.2	.1	15.7



Expenditures

Iowa public libraries report expenditures of \$74.2 million in FY98, compared with \$71.1 million in FY97.

**Iowa libraries spend the following amounts
in these categories:**

\$36.5 million (49.1%) for staff
10.0 million (13.4%) for books
4.9 million (6.6%) for plant operation
1.7 million (2.2%) for equipment
15.6 million (21.0%) for capital outlay
5.4 million (7.2%) for other expenses

Nationally, the 8,981 public libraries have total operating expenditures of \$5.2 billion.

Iowa ranks 29th in total operating expenditures per capita.

Nationally -
64.9% of expenditures are for staff
15.1% is for books
In Iowa -
49.1% of expenditures are for staff
13.4% is for books



Circulation

The total number of items checked out (circulated) in FY98 in Iowa public libraries was 25.1 million, the same as in FY97.

Total circulation in various categories:

18.7 (74.5%) million books
2.9 (11.5%) million videos
1.7 (6.7%) million audiotapes
1.3 (5.2%) million periodicals
.4 (1.5%) million other items

**Iowa ranks 10th nationally in
total circulation per capita**



Other Services

The average Iowa public library has the following activities in addition to circulation of materials per year:

- 24,715 library visits
- 1,538 people attending children's programs
- 3,279 reference questions asked
- 3,134 registered borrowers

Nationally, Iowa libraries rank:

9th in library visits per capita
20th in items borrowed per capita



Borrowers/Buildings

There are a total of 1.6 million registered borrowers in Iowa public libraries.

Library customers report finding something of interest in the library 90 percent of the time during a library visit.

The average Iowa library is open 1,600 hours annually, or about 32 hours a week.

The average public library building is 4,784 square feet in size.

798,248 Iowans live outside the primary jurisdiction area of a public library.

Total funding from counties and non-library cities is \$6.8 million, or \$8.51 per capita.

Total city funding for Iowa libraries is \$46.3 million, or \$22.53 per capita.*

*Includes funds for capital projects.



Iowa Public Libraries

There are 538 public libraries in Iowa.

Of those:

419 (78%) serve populations of less than 2,500

111 (21%) serve populations of 2,500-50,000

8 (1%) serve populations of more than 50,000

Iowa public libraries have 6 bookmobiles and 26
branch libraries.



Small Public Libraries

Of the 538 public libraries in Iowa, 419 (78%) serve populations of less than 2,500.

The averages of selected statistics for FY98 are:

<u>Category</u>	<u>Average</u>
Population Served	879
Total Income	\$34,961 *
Total for Salaries	\$11,295
Hours Open per Week	25
Books Owned	10,243
Materials Checked Out	14,588
Loans to Other Libraries	58
Library Visits	6,769

*Includes funds for capital projects.



Medium Public Libraries

Of the 538 public libraries in Iowa, 111 (21%) serve populations between 2,500 and 50,000.

The averages of selected statistics for FY98 are:

<u>Category</u>	<u>Average</u>
Population Served	8,843
Total Income	\$344,658 *
Total for Salaries	\$135,260
Hours Open per Week	52
Books Owned	41,526
Materials Checked Out	116,672
Loans to Other Libraries	565
Library Visits	74,751

*Includes funds for capital projects.



Large Public Libraries

Of the 538 public libraries in Iowa, 8 (1%) serve populations over 50,000.

The averages of selected statistics for FY98 are:

<u>Category</u>	<u>Average</u>
Population Served	90,077
Total Income	\$2,832,702 *
Total for Salaries	\$1,353,186
Hours Open per Week	65 **
Books Owned	283,098
Materials Checked Out	811,913
Loans to Other Libraries	3,783
Library Visits	469,299

*Includes funds for capital projects

**Unduplicated hours

Vision for Library Service in Iowa

Each Iowan will have equal access to information and ideas in order to lead an enriched life through lifelong learning and to participate knowledgeably and productively in a democratic society.

A publication of the State Library of Iowa.
Additional copies available for \$.50 each. Send orders to Geri Mallett,
State Library of Iowa, E. 12th and Grand, Des Moines, IA 50319;
e-mail: gallett@mail.lib.state.ia.us.

This publication was funded under the federal Library Services and Technology Act administered by the State Library of Iowa.