



**Iowa Influenza Surveillance Network (IISN)**  
**Influenza-like Illness (ILI) and Other Respiratory Viruses**  
**Weekly Activity Report**  
**For the week ending January 18, 2020 - Week 3**



All data presented in this report are provisional and may change as additional reports are received

Iowa Influenza Geographic Spread				
No Activity	Sporadic	Local	Regional	<b>Widespread</b>

Note: See CDC activity estimates for definition [www.cdc.gov/flu/weekly/overview.htm](http://www.cdc.gov/flu/weekly/overview.htm)

Quick Stats	
Predominate influenza subtype	B(Victoria lineage)
Percent of influenza rapid test positive	24% (657/2716)
Percent of RSV rapid tests positive	24% (119/506)
Influenza-associated hospitalizations	41/3045 inpatients surveyed
Percent of outpatient visits for ILI	2.78% (baseline 1.7%)
Number of long-term care outbreaks	1
Percent school absence due to illness	2.56%
Number of schools with ≥10% absence due to illness	21
Influenza-associated mortality -all ages (Cumulative)	17
Influenza-associated pediatric mortality (Cumulative)	0
Predominate non-influenza virus	RSV

Note: Deaths are considered influenza-associated when influenza is listed on the death certificate. This is an underestimate of influenza-related deaths. Cumulative mortality totals are from 9/29/2019 to the current week.

**\*School data not reported due to holiday closings**

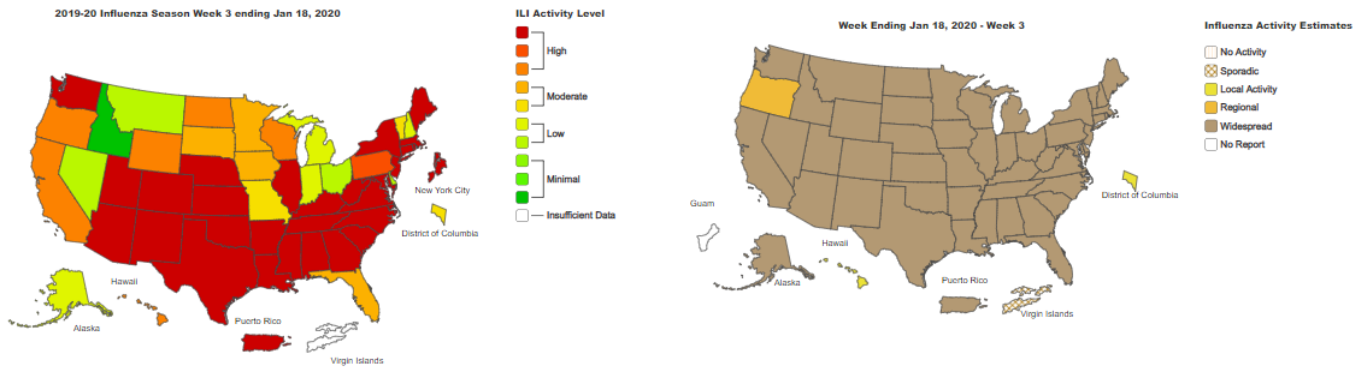
**Iowa statewide activity summary:**

Influenza activity is still elevated. The geographic spread of influenza is widespread. For this reporting week, the State Hygienic Laboratory identified 13 influenza A(H1N1)pdm09, four influenza A(H3) and 32 influenza B(Victoria lineage) viruses from submitted samples as well as one influenza A and one influenza B positive specimens pending further testing. Forty-one influenza-related hospitalizations were reported. The proportion of outpatient visits due to influenza-like illness (ILI) was 2.78%, which is above the regional baseline of 1.7%. One long-term care influenza outbreak was reported and 21 schools reported at least one day with 10% illness. Five influenza-associated deaths were reported. Surveillance sites reported detecting the following non-influenza respiratory illnesses with the most frequency: 111 RSV, 73 rhinovirus/enterovirus and 73 coronavirus.

**International activity summary - (WHO):**

In the temperate zone of the northern hemisphere, respiratory illness indicators and influenza activity continued to increase in most countries. In the temperate zones of the southern hemisphere, influenza activity remained at inter-seasonal levels. Worldwide, seasonal influenza A viruses accounted for the majority of detections. Visit [www.who.int/influenza/surveillance\\_monitoring/updates/latest\\_update\\_GIP\\_surveillance/en/](http://www.who.int/influenza/surveillance_monitoring/updates/latest_update_GIP_surveillance/en/) for more information. It was last updated 1/20/2020.

**National activity summary - (CDC)-Last Updated in Week 3:**

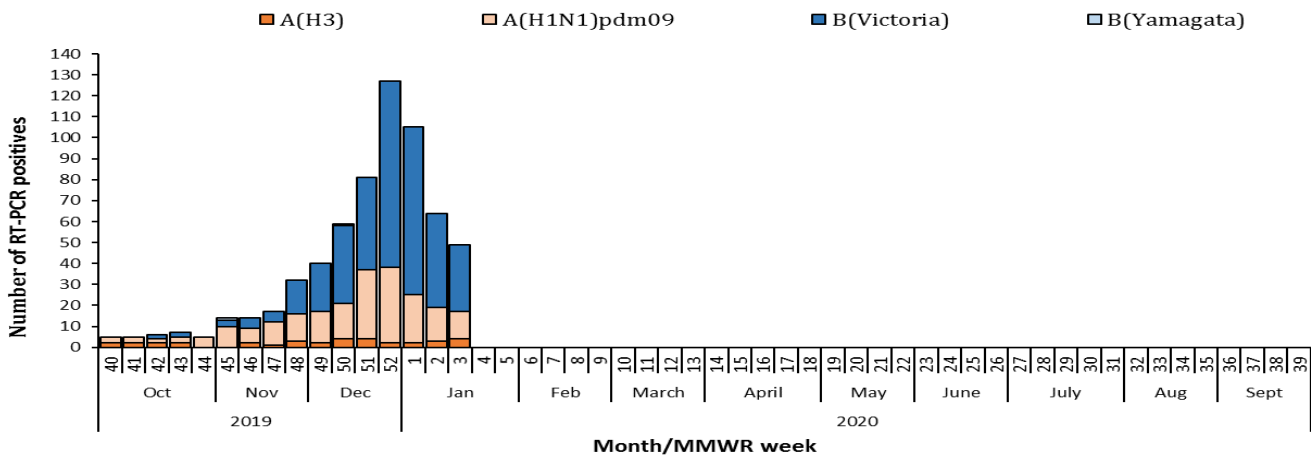


Detailed information can be found online at [www.cdc.gov/flu/weekly/](http://www.cdc.gov/flu/weekly/).

**Laboratory surveillance program:**

The State Hygienic Laboratory (SHL) is the primary laboratory in Iowa characterizing specimens for influenza surveillance. SHL reports the number of tests performed and the type and subtype/lineage of positive tests to the influenza surveillance network daily. SHL also sends a portion of specimens to CDC for further characterization.

**Influenza viruses detected by SHL by week**



**Cumulative Influenza viruses detected by SHL by age group (9/29/19 – Current Week)**

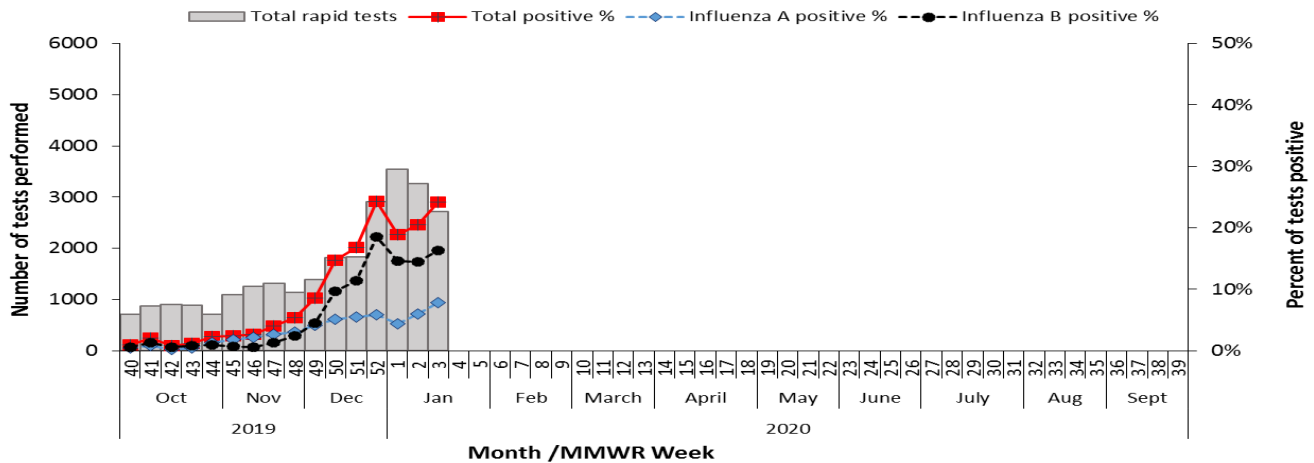
Age Group	Influenza A				Influenza B				Total	Percent
	A(H1N1) pdm09	A(H3)	Not subtyped	Total A	Victoria Lineage	Yamagata Lineage	Not subtyped	Total B		
0-4	30	4	0	34	69	0	0	69	103	16%
5-17	39	3	0	42	138	1	1	140	182	29%
18-24	10	5	1	16	65	0	0	65	81	13%
25-49	50	6	0	56	78	0	1	79	135	21%
50-64	38	3	2	43	21	0	0	21	64	10%
>64	43	14	2	59	12	1	1	14	73	11%
<b>Total</b>	<b>210</b>	<b>35</b>	<b>5</b>	<b>250</b>	<b>383</b>	<b>2</b>	<b>3</b>	<b>388</b>	<b>638</b>	
<b>Percent</b>	<b>84%</b>	<b>14%</b>	<b>2%</b>		<b>98%</b>	<b>1%</b>	<b>1%</b>			

Totals by age may not add up to totals by subtype/lineage due to missing age information. Only cases of Iowa residents are included. Specimens listed as “not subtyped” may be pending or were not able to be subtyped due to weak positive lab results. This can be due to poor collection, timing of collection or stage of infection.

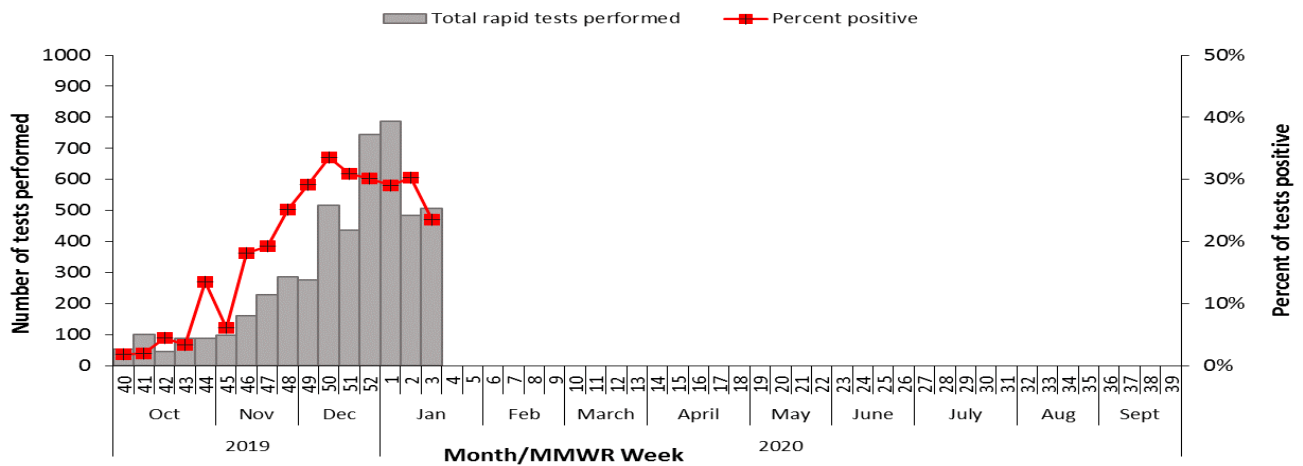
**Rapid influenza and RSV test surveillance:**

The State Hygienic Laboratory (SHL) runs a weekly web-based survey program where laboratorians report the number of influenza and respiratory syncytial virus (RSV) rapid tests performed and the number of tests positive. This table includes only the number of patients tested for influenza or RSV at laboratory surveillance sites throughout the state. This table does not provide case counts.

**Percent of influenza rapid tests positive and number of tests performed, 2019-2020**



**Percent of RSV rapid tests positive and number of tests performed, 2019-2020**



**Percent of influenza rapid tests positive and number of tests performed by region for the present week**

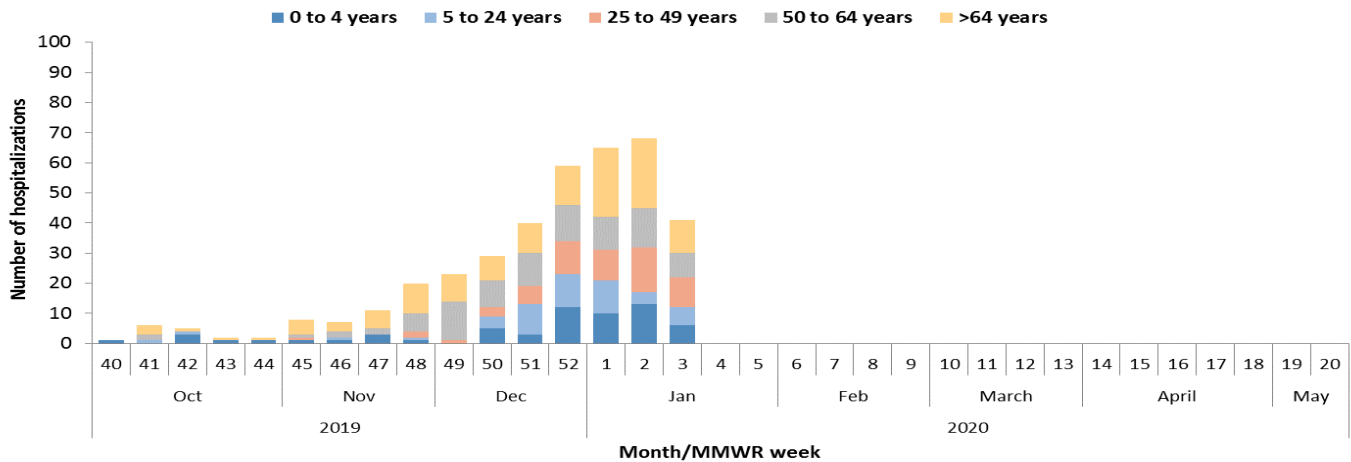
REGION	RAPID INFLUENZA TESTS				RAPID RSV TESTS		
	Tested	Flu A	Flu B	% Positive	Tested	Positive	% Positive
Region 1 (Central)	909	82	187	30	78	24	31
Region 2 (NE)	245	14	26	16	44	13	30
Region 3 (NW)	509	40	101	28	205	40	20
Region 4 (SW)	156	13	24	24	45	9	20
Region 5 (SE)	312	8	44	17	67	20	30
Region 6 (Eastern)	585	56	62	20	67	13	19
<b>Total</b>	<b>2716</b>	<b>213</b>	<b>444</b>	<b>24</b>	<b>506</b>	<b>119</b>	<b>24</b>

Note: see map in the school section for the counties in each region.

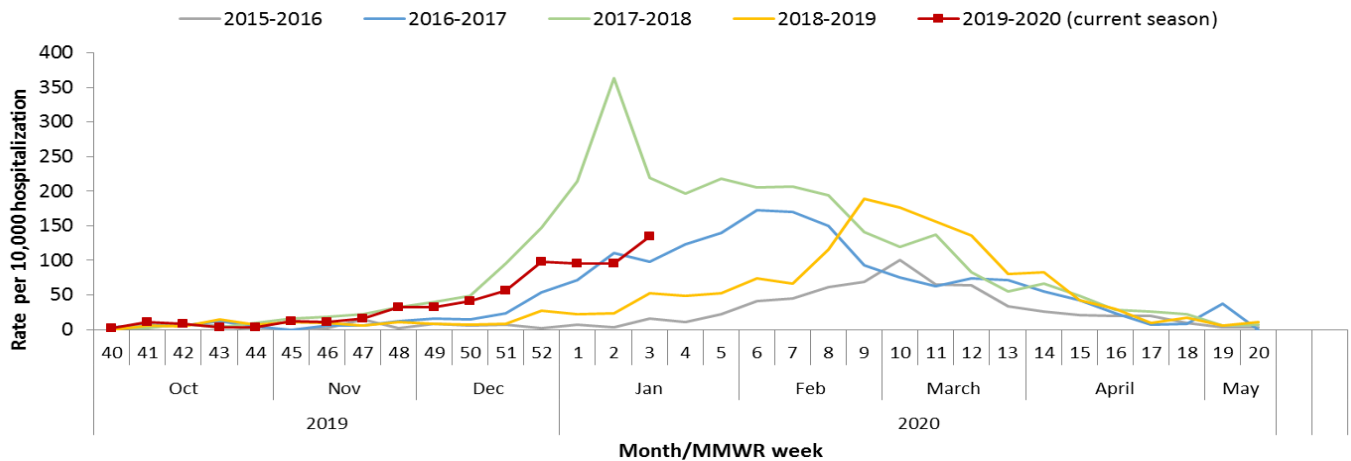
**Influenza-associated hospitalizations:**

Sentinel hospitals that participate in IISN voluntarily track and report the number of influenza-associated hospitalizations and the total number of inpatients each week. Iowa hospitals interested in joining this surveillance program should contact Andy Weigel at 515-322-1937 or [andy.weigel@idph.iowa.gov](mailto:andy.weigel@idph.iowa.gov) for more information.

**Influenza-associated hospitalizations reported by hospital surveillance sites**



**Number of influenza-associated hospitalizations by age group and week**



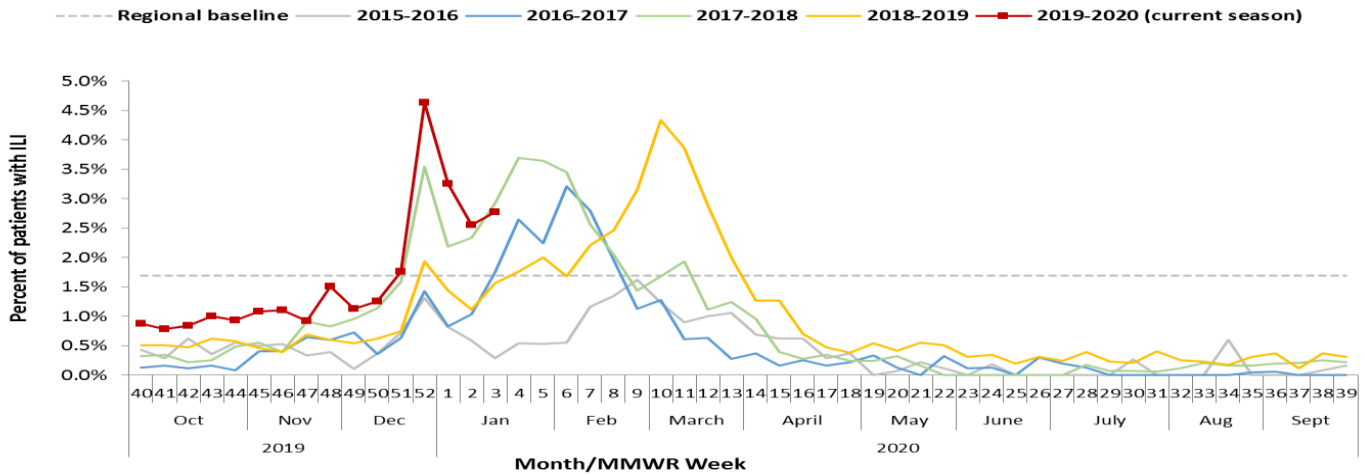
**Number of influenza-associated hospitalizations reported by age group**

AGE	CURRENT WEEK	CUMULATIVE (9/29/19– CURRENT WEEK)
Age 0-4	6	61
Age 5-24	6	50
Age 25-49	10	59
Age 50-64	8	90
Age >64	11	127
<b>Total</b>	<b>41</b>	<b>387</b>

**Outpatient health care provider surveillance program (ILINet):**

Outpatient health care providers who participate in the ILINet (a national influenza surveillance program) report the number of patients seen with influenza-like illness and the total number of patient visits each week. This system is a key part of Iowa’s influenza surveillance. Iowa health care providers interested in joining this surveillance program should contact Andy Weigel at 515-322-1937 or [andy.weigel@idph.iowa.gov](mailto:andy.weigel@idph.iowa.gov) for more information.

**Percent of outpatient visits attributed to ILI as reported by ILINet sites**



**Outpatient visits for influenza-like illness (ILI)**

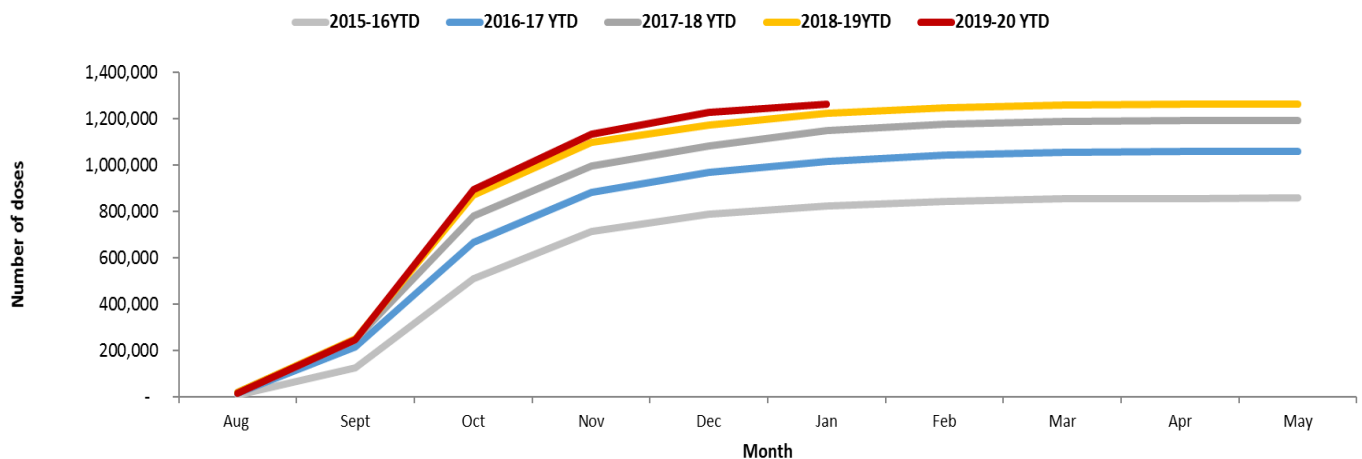
Week, End Date	Age 0-4	Age 5-24	Age 25-49	Age 50-64	Age >64	Total ILI	%ILI
Week 1, January 4	30	50	32	18	5	135	3.26
Week 2, January 11	27	68	28	7	9	139	2.56
Week 3, January 18	37	63	15	6	3	124	2.78

Note: Influenza-like Illness is defined as a fever of  $\geq 100^{\circ}$  F as well as cough and/or sore throat.

**Seasonal influenza vaccination:**

Seasonal influenza vaccination data in Iowa is based on doses reported to the Iowa Immunization Registry Information System (IRIS). IRIS is a confidential, computerized, population-based system that tracks immunization for children, adolescents and adults who are seen in a variety of public and private healthcare provider sites throughout the state of Iowa. For more information on the immunization data, contact Kim Tichy, IRIS coordinator, at 515-281-4288 or [kimberly.tichy@idph.iowa.gov](mailto:kimberly.tichy@idph.iowa.gov).

**Administered Doses of Seasonal Influenza Vaccine Reported to IRIS, Year to Date by Season**



Note: The data for the 2019-2020 season is only up to the current week and there is a lag between the vaccine administration date and the date reported to the IRIS. The current season’s data will be adjusted as additional data is received.

**Long-term Care Outbreaks:**

**Number of long-term care outbreaks investigated**

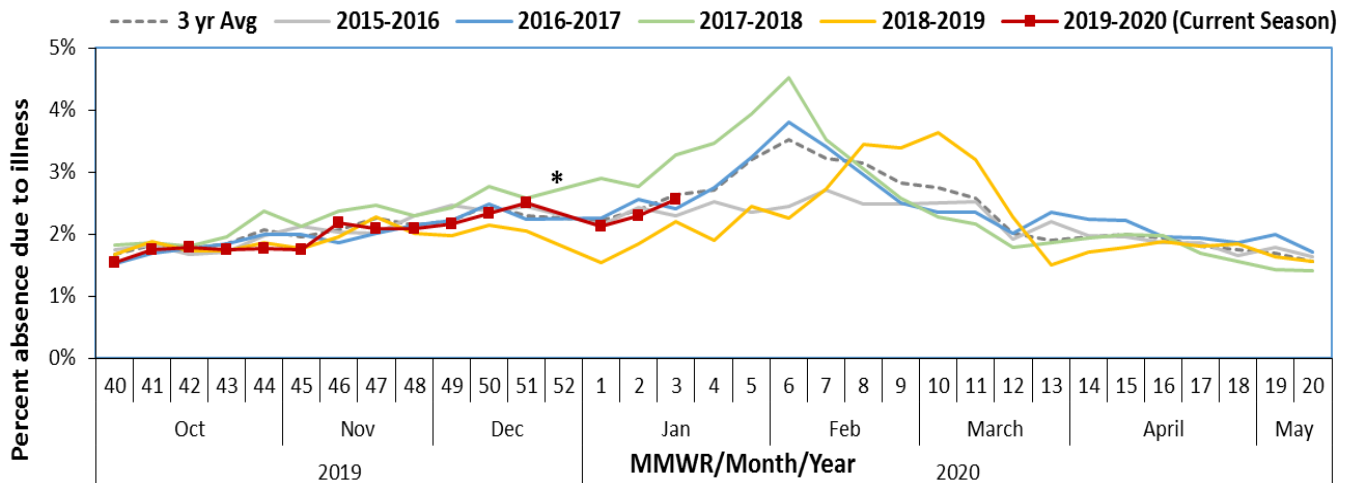
REGION	CURRENT WEEK	CUMULATIVE (9/29/19– CURRENT WEEK)
Region 1 (Central)	1	2
Region 2 (NE)	0	0
Region 3 (NW)	0	0
Region 4 (SW)	0	1
Region 5 (SE)	0	1
Region 6 (Eastern)	0	0
<b>Total</b>	<b>1</b>	<b>4</b>

Note: see map in the school section for the counties in each region.

**School surveillance program**

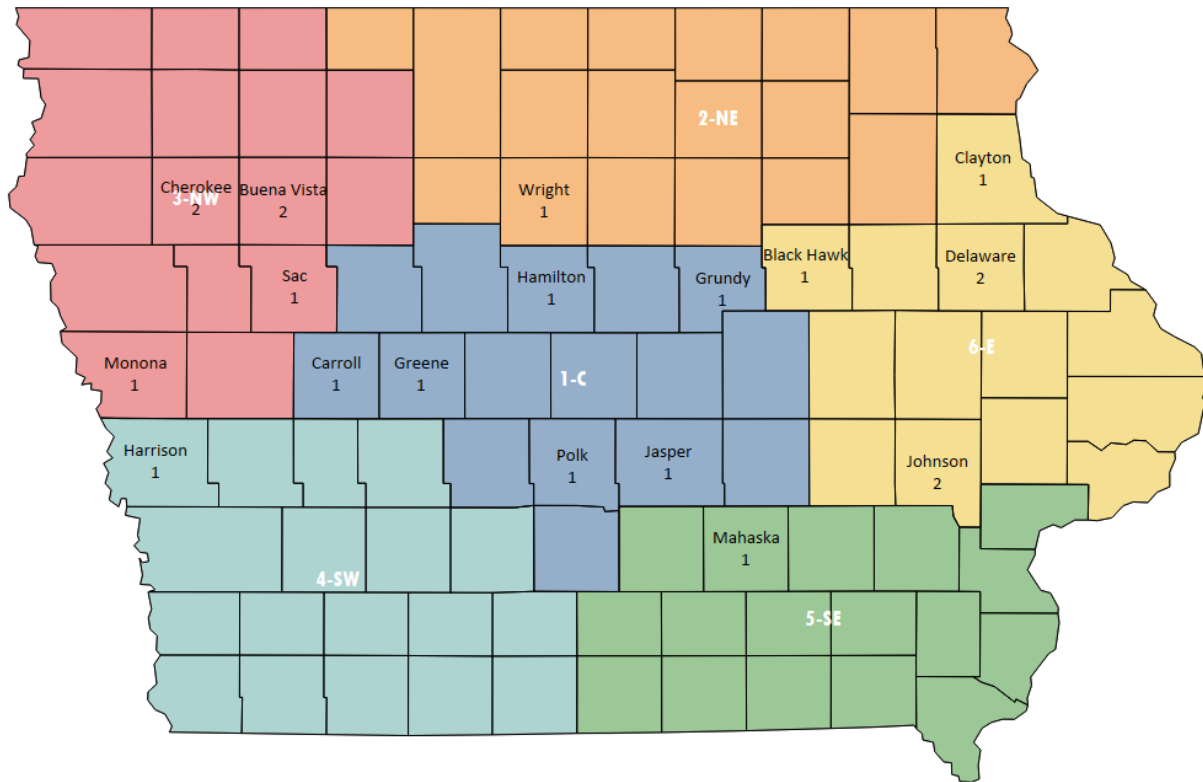
IDPH monitors illnesses in schools from two different types of reporting: 10% school absence reports and weekly sentinel illness reporting. Iowa schools (K-12) track and report (including non-influenza illnesses) when the number of students absent with illness reaches or exceeds 10% of total student enrollment. Iowa sentinel schools that participate in IISN voluntarily track and report absence due to all illness and the total enrollment each week. This data provides excellent trends for influenza activity as well as age-specific information used to target vaccination efforts and messages.

**Percent of enrolled students absent due to illness reported by sentinel schools**



\*School absences data not reported for week 52 due to holiday break

**Number of schools reporting >10% absenteeism due to any illness by Flu Region and County**



**Number of schools reporting >10% absenteeism due to any illness**

REGION	CURRENT WEEK	CUMULATIVE (9/29/19–CURRENT WEEK)*
Region 1 (Central)	6	18
Region 2 (NE)	1	3
Region 3 (NW)	6	10
Region 4 (SW)	1	6
Region 5 (SE)	1	6
Region 6 (Eastern)	6	21
<b>Total</b>	<b>21</b>	<b>64</b>

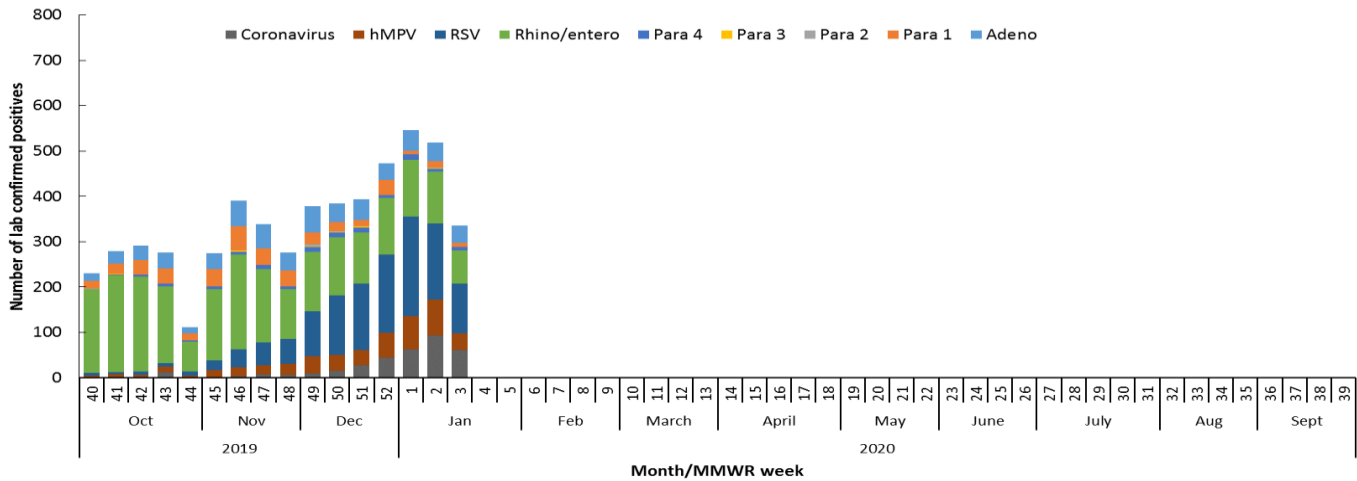
Note: see map in the school section for the counties in each region. Each school that reports 10 percent illness is counted only once per week for weekly numbers and only once per season for the cumulative reports.

**\*School data not reported for week 52 due to holiday closings**

**Non-influenza respiratory viruses:**

The State Hygienic Laboratory (SHL) runs a weekly web-based survey program where laboratorians report the number of positive tests for non-influenza respiratory viruses. This table also includes the positive non-influenza virus tests reported from the Dunes Medical Laboratories at Mercy Medical Center in Sioux City. The table includes only the number of positive tests at laboratory surveillance sites throughout the state. The table does not provide case counts.

**Comparison of respiratory illnesses by type**



**Number of positive results for non-influenza respiratory virus reported by clinical laboratories**

Viruses	CURRENT WEEK	CUMULATIVE (9/29/19–CURRENT WEEK)
Adenovirus	39	610
Parainfluenza Virus Type 1	9	407
Parainfluenza Virus Type 2	0	9
Parainfluenza Virus Type 3	0	14
Parainfluenza Virus Type 4	7	105
Rhinovirus/Enterovirus	73	2289
Respiratory syncytial virus (RSV)	111	1246
Human metapneumovirus (hMPV)	36	464
Coronavirus	61	349

**Other resources:**

**Vaccine:**

Influenza vaccine recommendation: [idph.iowa.gov/immtb/immunization/influenza/recommendations](http://idph.iowa.gov/immtb/immunization/influenza/recommendations)

CDC vaccine information: [www.cdc.gov/flu/prevent/keyfacts.htm](http://www.cdc.gov/flu/prevent/keyfacts.htm)

Vaccine finder: <http://vaccinefinder.org/>

**Neighboring states' influenza information:**

Illinois: [www.dph.illinois.gov/topics-services/diseases-and-conditions/influenza/surveillance](http://www.dph.illinois.gov/topics-services/diseases-and-conditions/influenza/surveillance)

Minnesota: [www.health.state.mn.us/divs/idepc/diseases/flu/stats/index.html](http://www.health.state.mn.us/divs/idepc/diseases/flu/stats/index.html)

Missouri: [health.mo.gov/living/healthcondiseases/communicable/influenza/reports.php](http://health.mo.gov/living/healthcondiseases/communicable/influenza/reports.php)

South Dakota: [doh.sd.gov/diseases/infectious/flu/](http://doh.sd.gov/diseases/infectious/flu/)

Wisconsin: [www.dhs.wisconsin.gov/influenza/index.htm](http://www.dhs.wisconsin.gov/influenza/index.htm)