



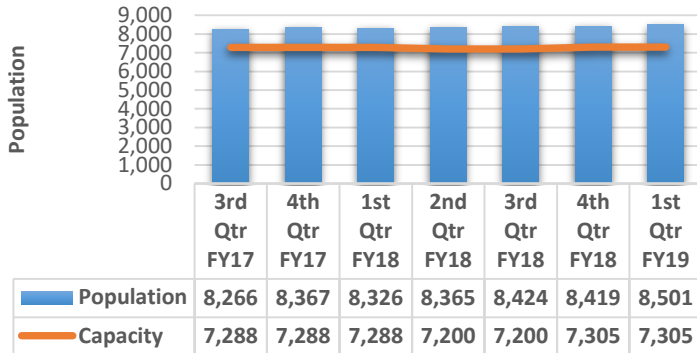
Quarterly Quick Facts

September 30, 2018

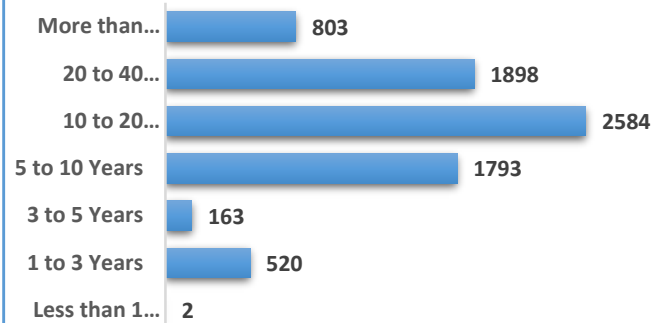
IDOC

510 East 12th Street
Des Moines, IA 50319
<https://doc.iowa.gov>

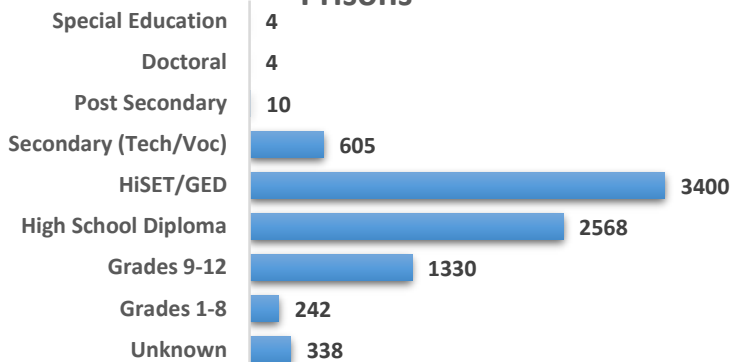
Quarterly Prison Population



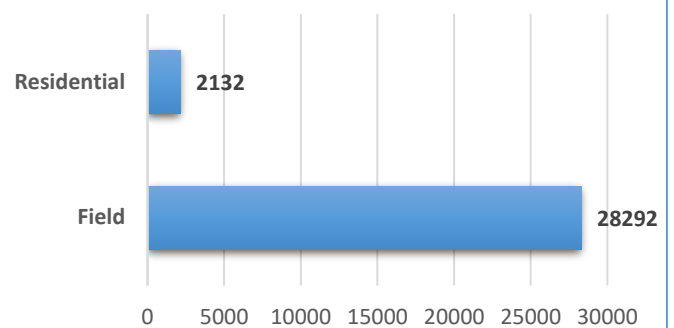
Sentences Being Served



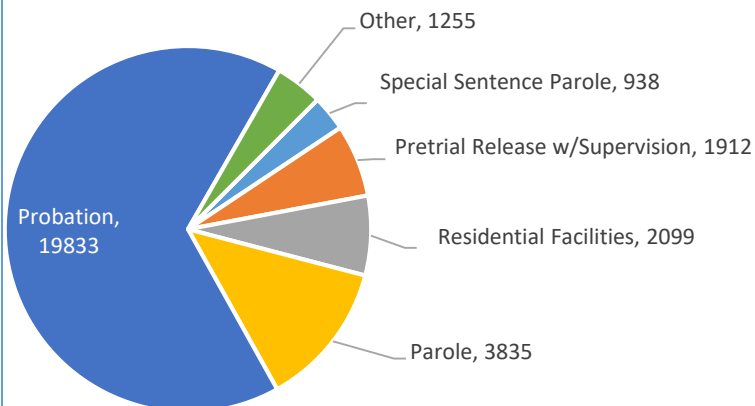
Education Levels of Offenders in Iowa Prisons



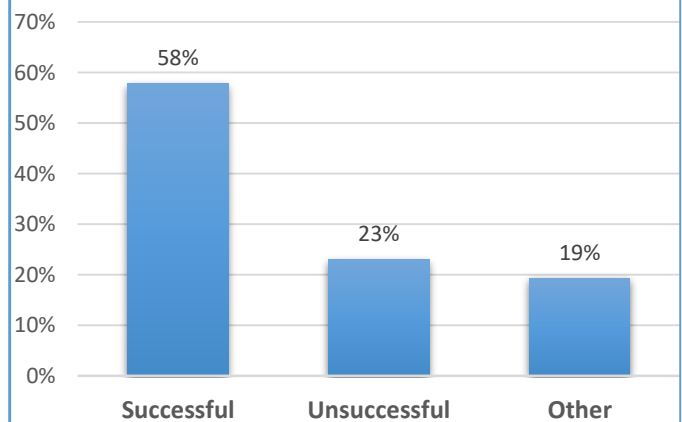
Community Based Corrections Population Distribution



Total Offenders Supervised in Districts: 29,606



Community Supervision Closure Outcomes (Includes Field and Residential)



Recidivism FY2018

Return Rate to Prison:

37.8%

Average Daily Cost Per Offender	
Institution	CBC (Does not include treatment costs)
\$90.03 (FY18)	\$77.62 Residential Facilities (FY17)
	\$4.93 Probation/Parole (FY17)

Iowa Department of Corrections	
Operating Budget FY2018	
General Fund	\$377,701,155
Other Revenue	\$25,711,278

Employees of IDOC	Number
Prisons	2,513
Community Based Corrections	1,109
Central Office	41
Total	3,663

Veterans	Institution	CBC	Total
Female	4	130	134
Male	429	1,042	1,471

System Statistics				
Gender:	Institution	Institution %	CBC	CBC %
Male	7,825	91%	22,487	74%
Female	736	9%	7,901	26%
Unknown	0	0%	36	0.1%
Age:	Institution	Institution %	CBC	CBC %
Under 18	11	0%	54	0.2%
18-30	3,063	36%	12,763	43%
31-50	4,011	47%	13,612	45%
51+	1,476	17%	3,995	13%
Unknown	0	0%	0	0%
Race/Ethnicity:	Institution	Institution %	CBC	CBC %
American Indian	147	2%	353	1%
Asian	78	1%	355	1%
Black	2,124	26%	5,308	18%
Hispanic	553	7%	1,690	6%
White	5,657	68%	22,623	75%
Unknown	2	0%	95	0.3%
Crime Type:	Institution	Institution %	CBC	CBC %
Drug	1,522	18%	7,981	27%
Violent	4,074	49%	6,993	23%
Property	1,628	20%	7,058	24%
Public Order	564	7%	7,541	25%
Other	773	9%	851	3%