



CROP PRODUCTION

IN THIS ISSUE

Crop Production

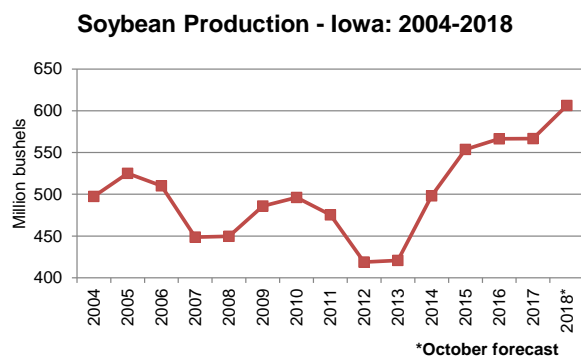
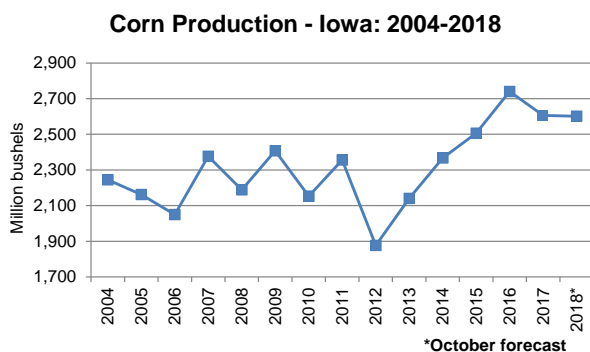
Iowa **corn** production is forecast at 2.60 billion bushels according to the latest USDA, National Agricultural Statistics Service – *Crop Production* report. Based on conditions as of October 1, yields are expected to average 204 bushels per acre, down 2 bushels per acre from the September 1 forecast, but up 2 bushels per acre from last year. If realized, this will be highest yield on record, 1 bushel per acre above the record set in 2016. Corn planted acreage is estimated at 13.2 million acres. An estimated 12.8 million of the acres planted will be harvested for grain.

Soybean production is forecast at 606 million bushels. If realized, this will be the highest production on record with 39.8 million bushels more than the previous record of 567 million bushels set in 2017. The yield is forecast at 61.0 bushels per acre, up 1 bushel per acre from the September forecast, and 4 bushels per acre higher than 2017. If realized, this will be the highest yield on record surpassing the 60.0 bushels per acre in 2016. Soybean planted acreage is estimated at 10.0 million acres with 9.94 million acres to be harvested.

Production of **alfalfa and alfalfa mixtures for hay** is forecast at 3.15 million tons, an increase of 25 percent from the previous year. Yield is expected to average 3.80 tons per acre, up 0.30 ton from last year. Production of **other hay** is forecast at 888,000 tons, up 7 percent from last year. Yield for other hay is expected to average 2.40 tons per acre, up 0.10 ton from last year.

The forecasts in this report are based on October 1 conditions and do not reflect weather effects since that time. The next corn and soybean production forecasts, based on conditions as of November 1, will be released on November 8.

NOTE: Following a thorough review of all data, 2017 soybean yield and production have been revised. The 2017 yield, at 57.0 bushels per acre, is up 0.5 bushel from the previous estimate. Production has been revised to 567 million bushels, up 4.97 million bushels from the previous estimate. Updated 2017 district and county estimates will be available in February 2019.



Area Harvested, Yield, and Production Summary – Iowa and United States: 2017 and Forecasted October 1, 2018

Crop	Area harvested		Yield per acre		Production	
	2017	2018	2017	2018	2017	2018
	(1,000 acres)	(1,000 acres)			(1,000)	(1,000)
IOWA						
Corn.....bushels	12,900	12,750	202.0	204.0	2,605,800	2,601,000
Hay, alfalfa..... tons	720	830	3.50	3.80	2,520	3,154
Hay, other..... tons	360	370	2.30	2.40	828	888
Soybeans.....bushels	9,940	9,940	57.0	61.0	566,580	606,340
UNITED STATES						
Corn.....bushels	82,703	81,767	176.6	180.7	14,604,067	14,777,826
Hay, alfalfa..... tons	16,563	17,351	3.32	3.43	55,068	59,527
Hay, other..... tons	37,221	37,717	2.05	1.98	76,387	74,857
Soybeans.....bushels	89,522	88,348	49.3	53.1	4,410,673	4,689,628

CROP PRODUCTION DISTRICT ESTIMATES

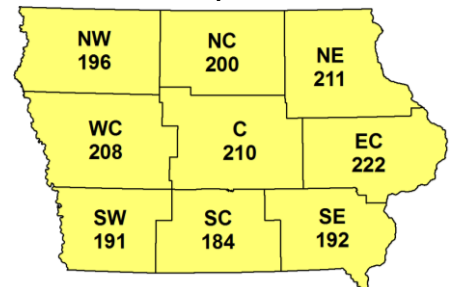
Corn forecasted yield is down in 6 Iowa districts from the September 1 forecast. East Central Iowa is anticipated to have the highest yield in the State, with 222 bushels per acre. The largest production is expected in West Central Iowa, at 393 million bushels.

Soybean yield is forecast to be up in 7 Iowa districts from the September 1 forecast. East Central Iowa is expected to have the highest yield in the State, with 66.0 bushels per acre. The largest production is expected in West Central Iowa, at 96.2 million bushels.

All crop forecasts in this report are based on conditions on October 1 and do not reflect weather effects since that time. The next district corn and soybean production forecasts, based on conditions as of November 1, will be released on November 8.

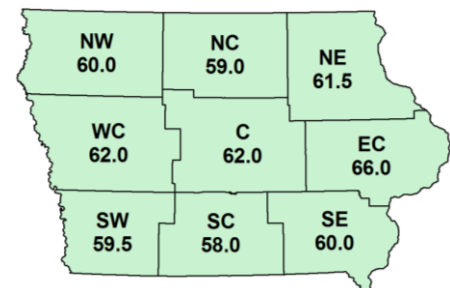
NOTE: Following a thorough review of all data, 2017 soybean yield and production have been revised. The 2017 yield, at 57.0 bushels per acre, is up 0.5 bushel from the previous estimate. Production has been revised to 567 million bushels, up 4.97 million bushels from the previous estimate. Updated 2017 district and county estimates will be available in February 2019.

Corn Yield: October 1, 2018
Bushels per Acre



State Average: 204.0 bu/acre

Soybean Yield: October 1, 2018
Bushels per Acre



State Average: 61.0 bu/acre

Corn – Iowa Districts: Forecasted October 1, 2018

District	Harvested for Grain (1,000 acres)	Yield/acre ¹ (bushels)	Production (1,000 bushels)
NW	1,859	196.0	365,000
NC	1,815	200.0	363,411
NE	1,585	211.0	334,380
WC	1,888	208.0	393,160
C	1,863	210.0	391,894
EC	1,350	222.0	299,460
SW	1,020	191.0	194,790
SC	497	184.0	91,323
SE	873	192.0	167,582
State	12,750	204.0	2,601,000

¹ Yield rounded

Soybeans – Iowa Districts: Forecasted October 1, 2018

District	Harvested for Grain (1,000 acres)	Yield/acre ¹ (bushels)	Production (1,000 bushels)
NW	1,565	60.0	93,978
NC	1,261	59.0	74,346
NE	799	61.5	49,128
WC	1,550	62.0	96,150
C	1,433	62.0	88,775
EC	950	66.0	62,653
SW	988	59.5	58,835
SC	589	58.0	34,135
SE	805	60.0	48,340
State	9,940	61.0	606,340

¹ Yield rounded