



2015 IOWA INDUSTRY PROFILE

RETAIL TRADE

IOWA WORKFORCE DEVELOPMENT



Executive Summary

In 2014, the **retail trade** sector comprised 11.8 percent of all covered employment (both public and private sector) in Iowa, providing jobs for 178,905 workers who have an average annual wage of \$24,674. This wage was 42.0 percent lower than the statewide average annual of \$42,536 for all industries.

Retail employment in Iowa had been declining before the great recession, but that pace accelerated during the deep recession years of 2009 and 2010. Between 2006 and 2010, retail trade shed 7,131 jobs or 4.0 percent of employment. Employment has since recovered but has yet to reach 2006 levels. Between 2006 and 2014, this sector contracted by 1,240 jobs or 0.7 percent.

Wages in this sector are low both for the region and the nation. In our region, only Nebraska and Wisconsin have lower wages, and Iowa's average annual wage is 14.2 percent lower than the national average. It is unclear from this data whether this would be due to lower hourly wages or less hours worked.

Women make up 52.3 percent of this sector's workforce.





RETAIL TRADE IOWA INDUSTRY PROFILE

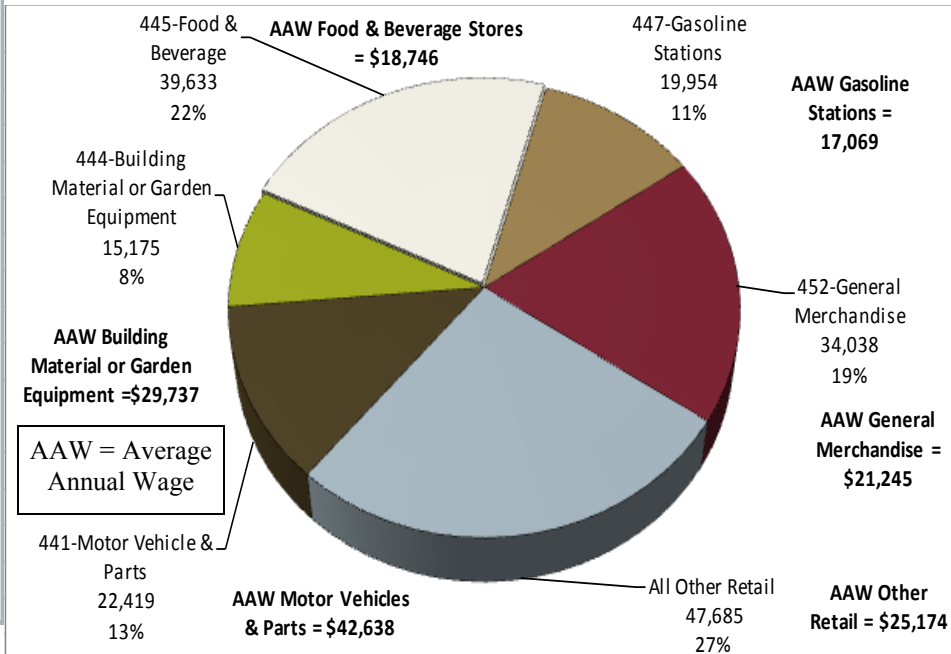
What is Retail Trade?

The Retail Trade sector comprises establishments engaged in retailing merchandise, generally without transformation, and rendering services incidental to the sale of merchandise.

The retailing process is the final step in the distribution of merchandise; retailers are, therefore, organized to sell merchandise in small quantities to the general public. This sector comprises two main types of retailers: store and non-store retailers.

2014 Industry Breakout by Employment in Iowa

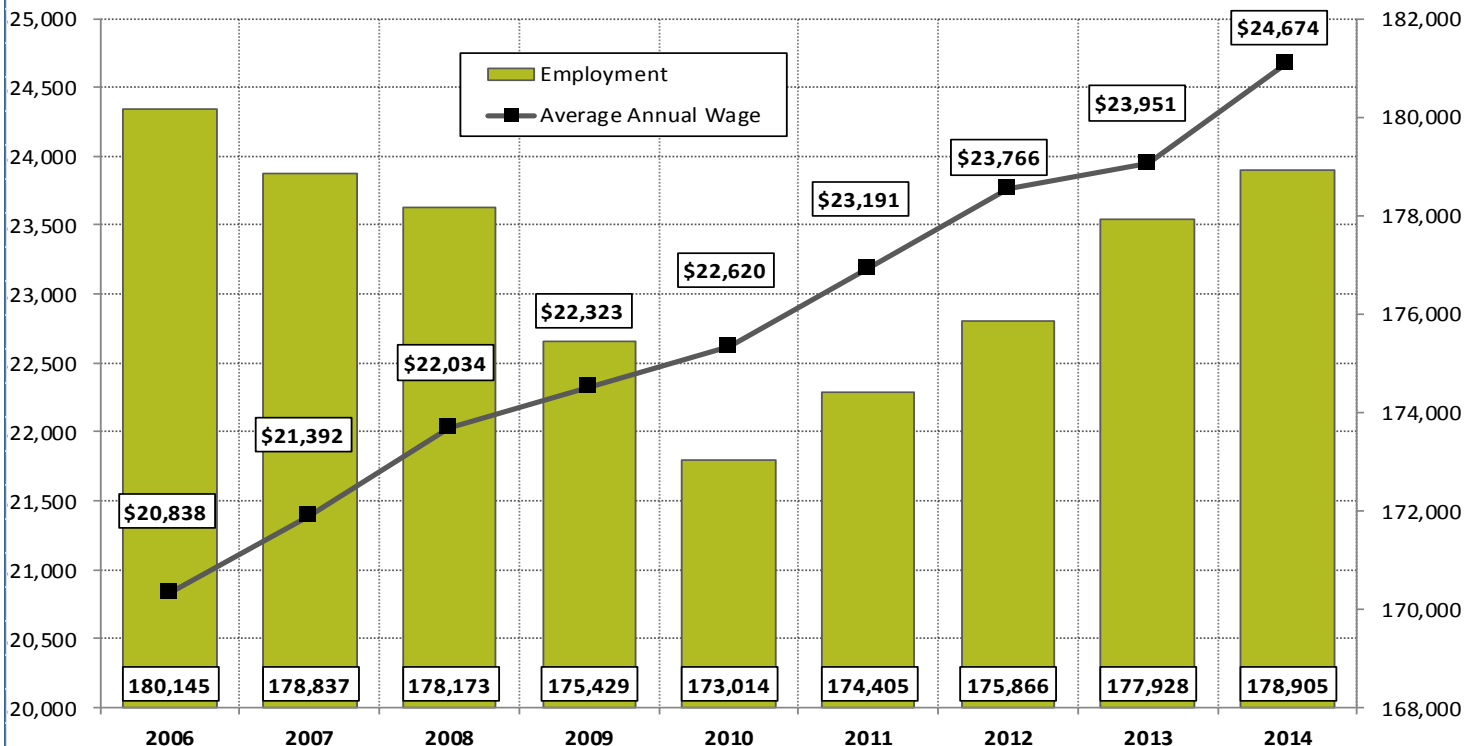
Retail NAICS Industry Coding
Percentage Employed by Sub-Sector



Source: www.census.gov/naics

Source: Quarterly Census of Employment and Wages (QCEW), Bureau of Labor Statistics

2006-2014 Employment in Retail Trade in Iowa



Source: Quarterly Census of Employment and Wages (QCEW), Bureau of Labor Statistics

RETAIL TRADE IOWA INDUSTRY PROFILE



Examples of Major Retail Trade Industry Employers

Name of Company	Industry
Casey's General Store	Gasoline Stations
CDS Global Inc.	Direct Selling Establishments
Goodwill	Used Merchandise Stores
Hy-Vee	Grocery Stores
Lujack Northpark Auto Plaza	Automobile Dealers
Regal Liquor Store	Beer, Wine & Liquor Stores
U-Select-It International	Vending Machine Operators
Von Maur Inc.	Department Stores
Walmart	Warehouse Clubs & Supercenters
Youngkers	Department Stores

Employers

In 2014, there were 12,082 **retail trade** industry locations across Iowa. **Gasoline stations** had the most establishments in Iowa with 1,778. However, **food & beverage** retail accounts for the most employment, supplying 22.2 percent of all jobs in the sector.

Retail trade represents a wide variety of subsectors, specializing in different types of retail. There are twelve different subsectors in retail trade, and the five largest have been broken out for further examination in the pie chart on the previous page.

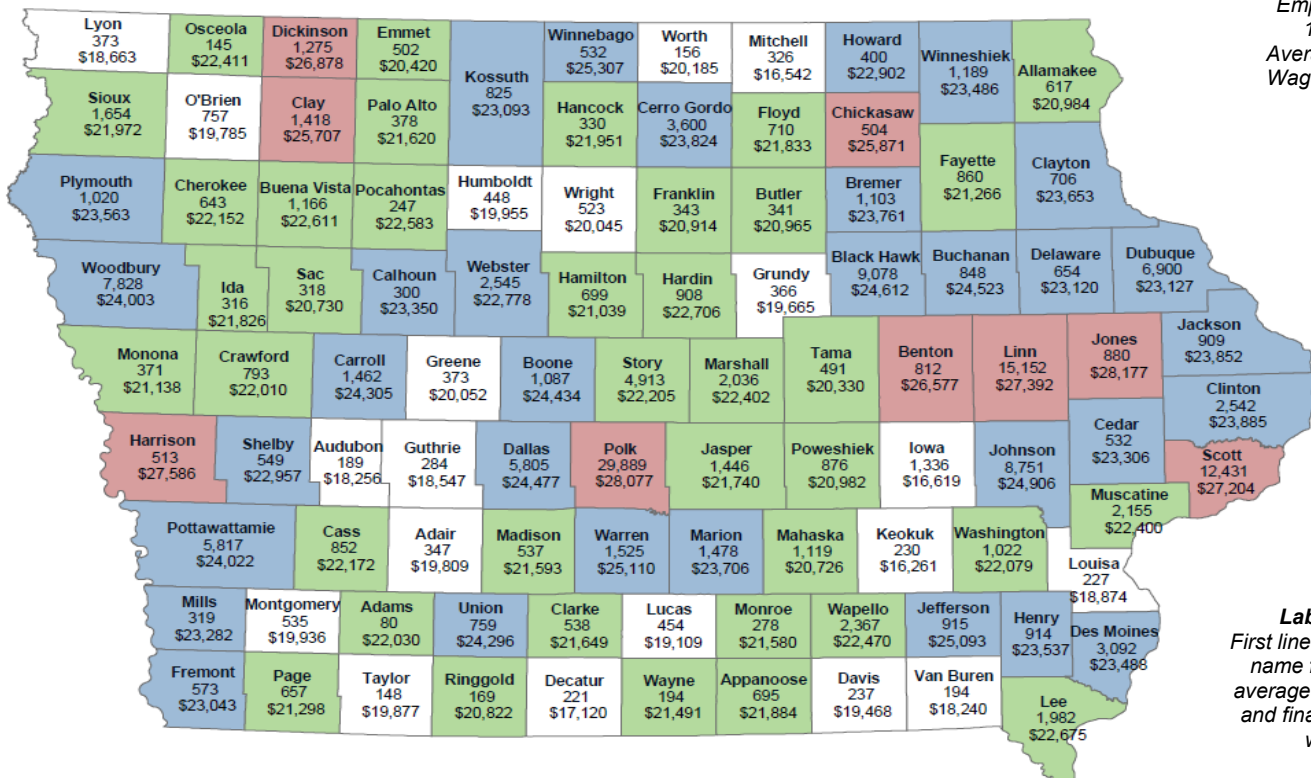
Source: Infogroup USA

2014 Covered Employment in Retail Trade by County

Average Annual Wage:
 Less than \$20,185
 \$20,186 to \$22,706
 \$22,186 to \$25,307
 Greater than \$25,308

Sector Statewide:

Employment - 178,905
 Average Annual Wage - \$24,674



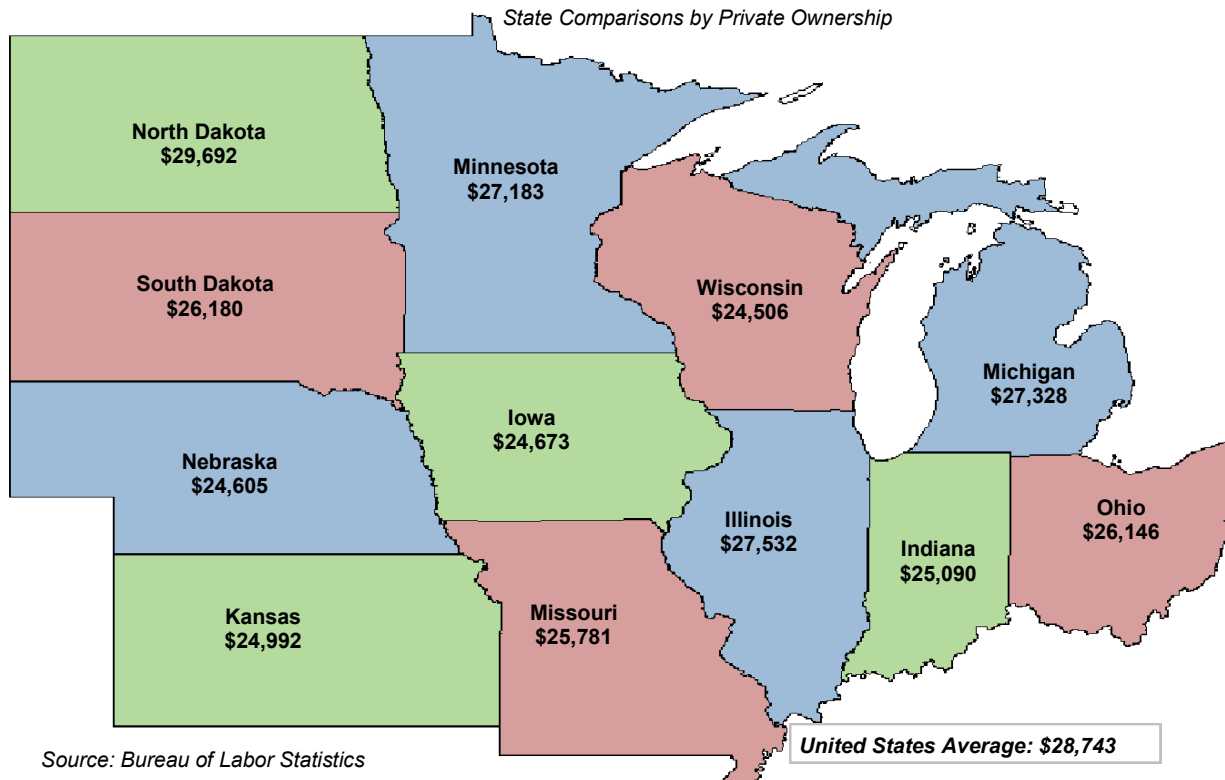
Label Key:
 First line is the county name followed by average employment and finally, average wage.

Source: Quarterly Census of Employment and Wages (QCEW), Bureau of Labor Statistics

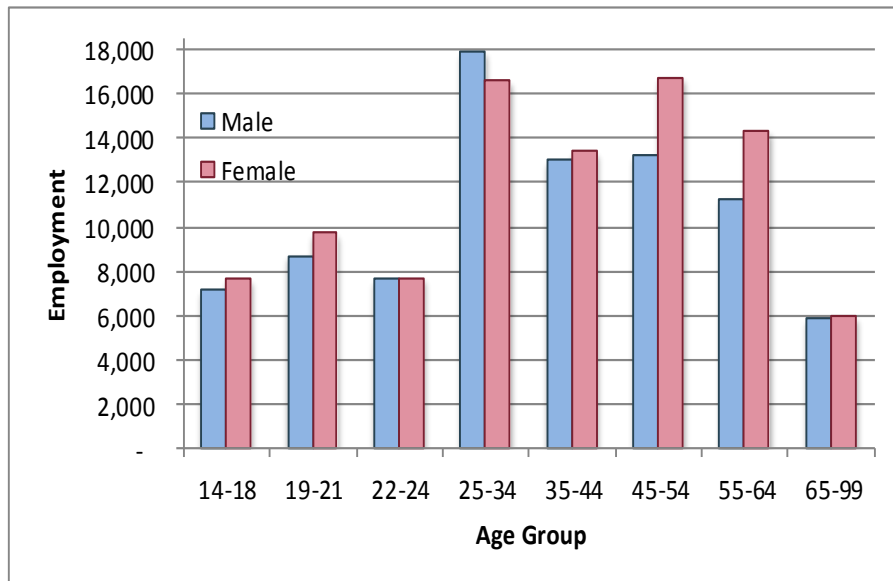


RETAIL TRADE IOWA INDUSTRY PROFILE

2014 Average Annual Wage for Covered Employment in Retail Trade



Industry Distribution by Age and Gender 2013 Average Annual



Source: Local Employment Dynamics, Iowa Workforce Development and U.S. Census Bureau

Contact Information

Iowa Workforce Development, Employment Statistics Bureau

1000 E Grand Ave
Des Moines, IA 50319
800-532-1249
Fax: 515-281-8195
lwd.lmi@iwd.iowa.gov

www.iowaworkforcedevelopment.gov

*Equal opportunity employer/program.
Auxiliary aids and services are available
upon request to individuals with disabilities.*

TTY 515-281-4748
1-800-831-1399

IOWA
WORKFORCE
DEVELOPMENT
Smart. Results.