



2016 IOWA INDUSTRY PROFILE

REAL ESTATE, RENTAL & LEASING

IOWA WORKFORCE DEVELOPMENT



Executive Summary

In 2015, the **real estate, rental and leasing** sector employed 14,383 people in Iowa, representing 0.9 percent of total public and private employment in the state. The industry was hit hard by the real estate bubble and recession; employment shrank by 12.3 percent from 2006 through 2010. Employment in the sector has grown by 11.9 percent since its 2010 nadir, but it has not yet reached its 2006 pre-recession high of 14,659.

Since 2006, wages have grown significantly, increasing by 46.1 percent. In the past decade, wages in this industry have gone from below the state average to slightly above the state average.

Wages in this sector are competitive within the Midwest; only three states – Illinois, Minnesota and North Dakota – boast a higher average annual wage. However, Iowans make 17.1 percent less than employees in this sector nationally.

Neither gender dominates this sector, but men held 53.9 percent of the industry's positions in 2015.





REAL ESTATE, RENTAL & LEASING IOWA INDUSTRY PROFILE

What is Real Estate, Rental & Leasing?

This sector comprises establishments primarily engaged in renting, leasing or otherwise allowing the use of tangible or intangible (such as trademarks or franchise agreements) assets, as well as establishments providing related services.

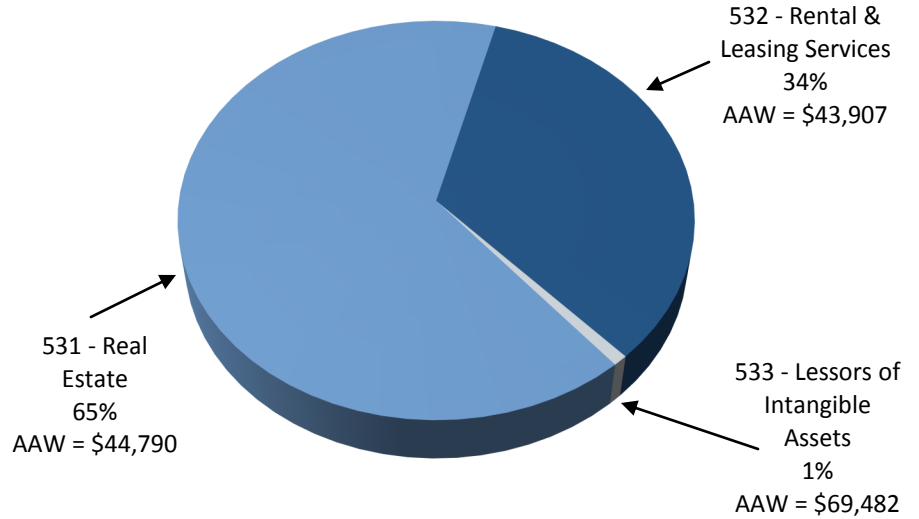
This includes establishments that rent, lease or otherwise allow the use of their own assets by others.

This sector also includes establishments primarily engaged in renting, managing, buying or selling real estate for others, in addition to establishments primarily engaged in appraising real estate.

2015 Industry Breakout by Employment in Iowa

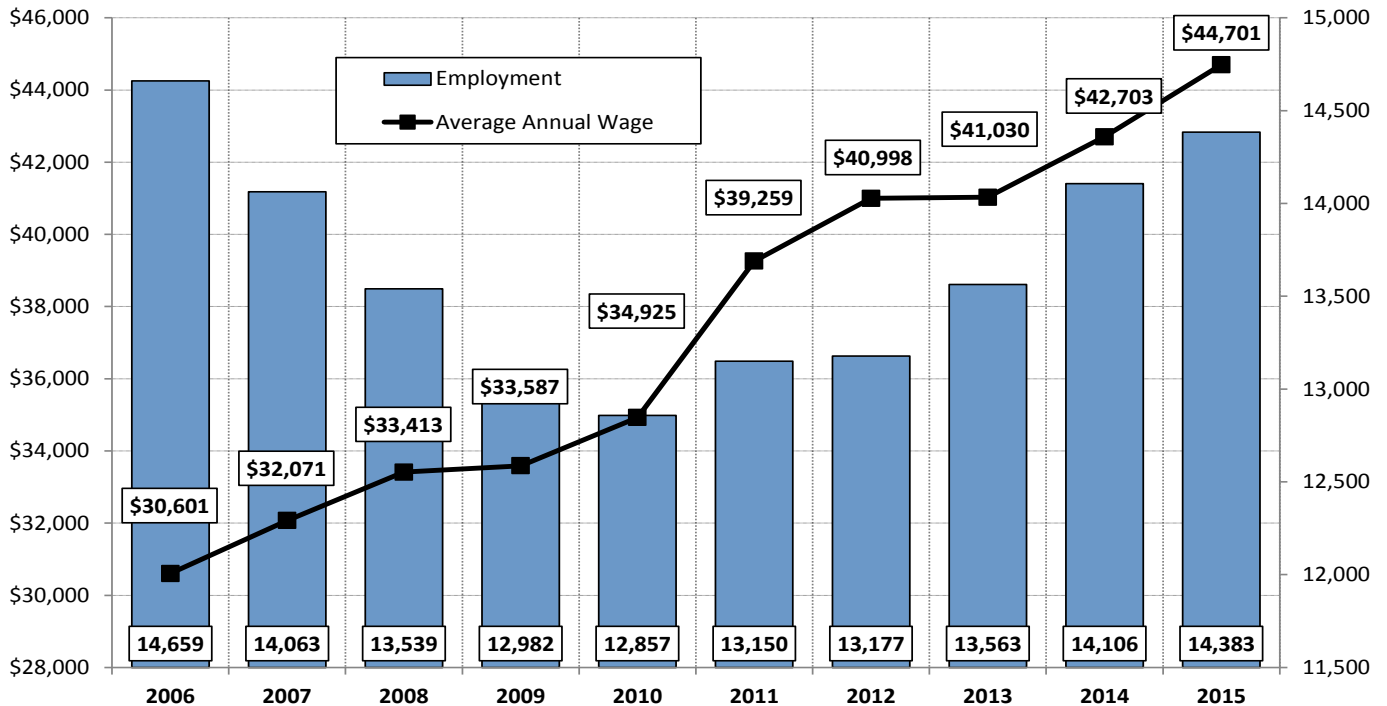
Real Estate, Rental & Leasing

Percentage Employed & Average Annual Wage (AAW) by Subsector



Source: www.bls.gov/cew/bls_naics/bls_naics_app.htm Source: Quarterly Census of Employment and Wages (QCEW), Iowa Workforce Development

2006-2015 Employment in Real Estate, Rental & Leasing



Source: Quarterly Census of Employment and Wages (QCEW), Iowa Workforce Development

REAL ESTATE, RENTAL & LEASING IOWA INDUSTRY PROFILE



Examples of Real Estate, Rental & Leasing Employers

Name of Company	Industry
Aero Rental & Party Shoppe	General rental centers
Conlin Properties	Activities related to real estate
Duke Aerial Equipment	Machinery & equipment rental & leasing
Embers	Lessors of Real Estate
Hubbell Realty	Lessors of Real Estate
Iowa Realty	Offices of real estate agent/brokers
NAI Optimum	Activities related to real estate
Ruan	Automotive rental and leasing
Skeffington's Formal Wear	Consumer goods rental
Vanguard Appraisals	Activities related to real estate

Employers

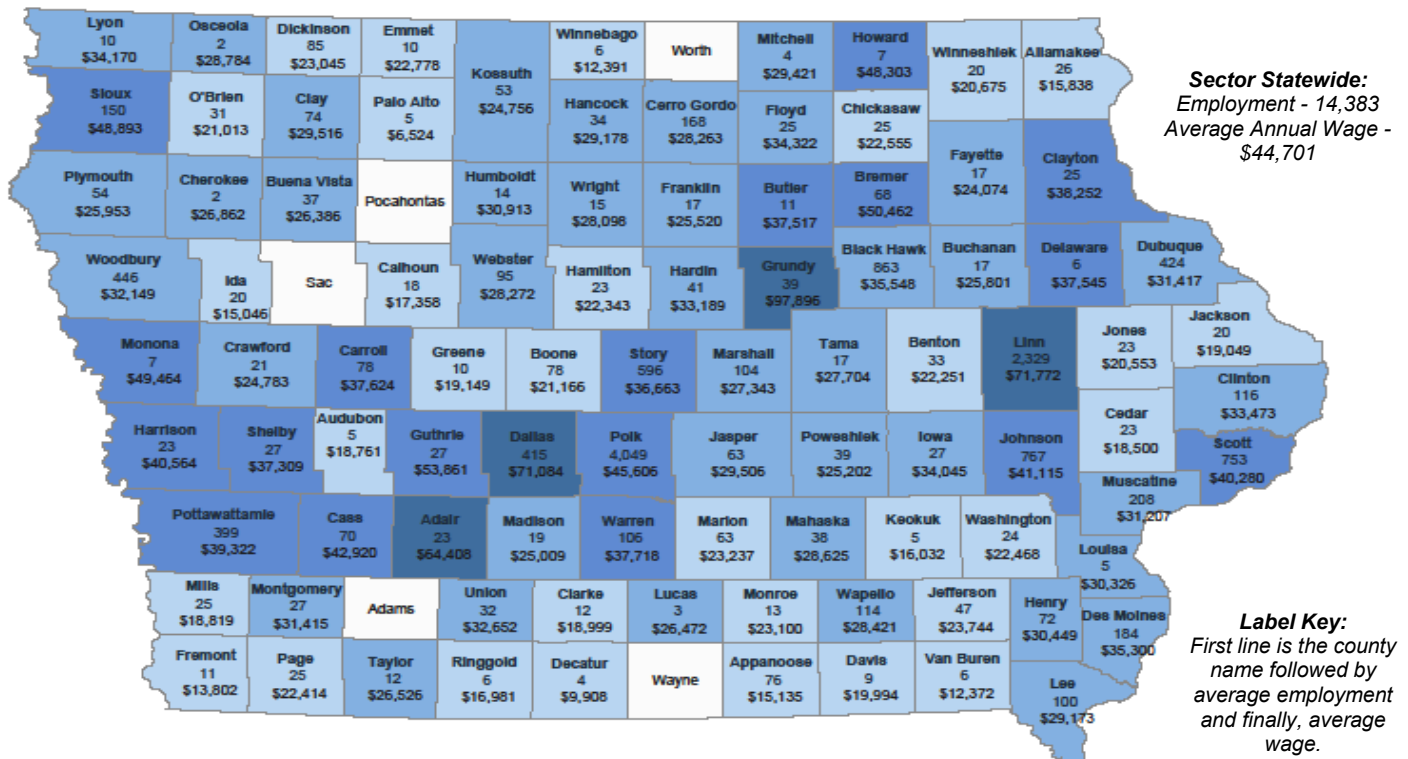
In 2015, there were 3,212 **real estate, rental and leasing** industry locations across Iowa, employing 14,383 Iowans.

Real estate is the largest subsector, representing 65.2 percent of sector employment, followed by **rental and leasing services** with 33.9 percent of employment. The third subsector, **lessors of intangible assets**, represents 0.9 percent of employment.

Despite a substantial drop in employment following the housing bubble, wages have grown each year in this subsector, including by 12.4 percent from 2010 to 2011. Employment has been trending upward since the recession, but it has yet to reach the pre-crash peak.

Source: www.iowaworkforcedevelopment.gov/employer-database

2015 Covered Employment in Real Estate, Rental & Leasing



Wages	Less than \$23,744	\$23,745 - \$35,548	\$35,549 - \$53,861	Greater than \$53,862
-------	--------------------	---------------------	---------------------	-----------------------

Source: Quarterly Census of Employment and Wages (QCEW), Iowa Workforce Development

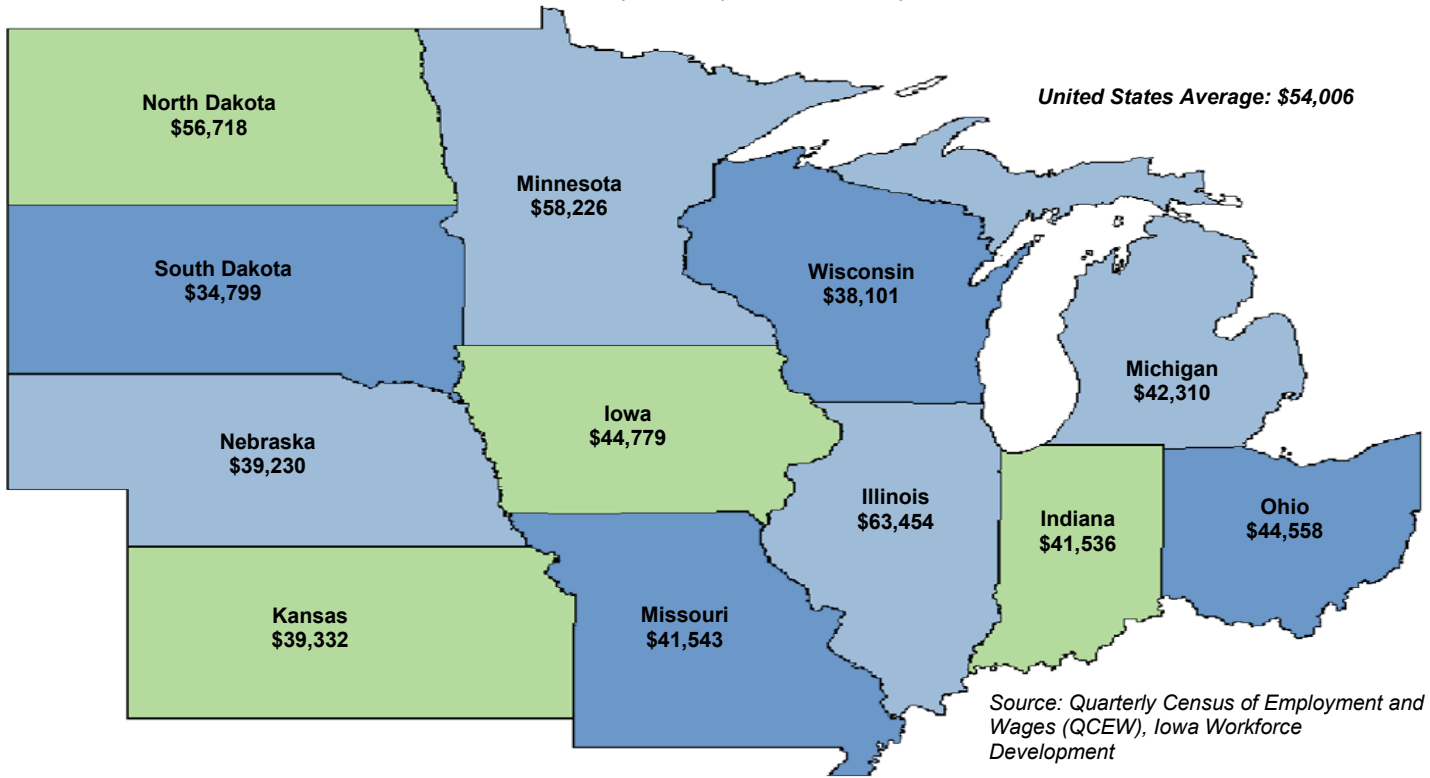
<https://www.iowaworkforcedevelopment.gov/labor-market-information-division>



REAL ESTATE, RENTAL & LEASING IOWA INDUSTRY PROFILE

2015 Average Annual Wage for Covered Employment in Real Estate, Rental & Leasing

State Comparisons by Private Ownership



Contact Information

Iowa Workforce Development, Employment Statistics Bureau

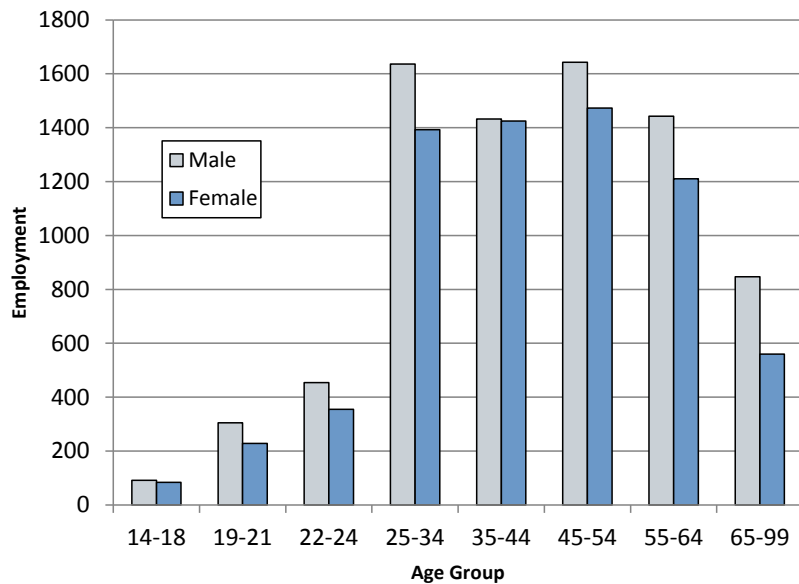
1000 E Grand Ave
Des Moines, IA 50319
800-532-1249
Fax: 515-281-8195
lwd.lmi@iwd.iowa.gov

www.iowaworkforcedevelopment.gov

*Equal opportunity employer/program.
Auxiliary aids and services are available
upon request to individuals with disabilities.*

TTY 515-281-4748
1-800-831-1399

Industry Distribution by Age & Gender 4th Qtr. 2015



Source: Local Employment Dynamics, Iowa Workforce Development and U.S. Census Bureau
<http://lehd.did.census.gov>