


# 2016 IOWA INDUSTRY PROFILE

## MANAGEMENT OF COMPANIES & ENTERPRISES

### IOWA WORKFORCE DEVELOPMENT



#### Executive Summary

In 2015, the **management of companies and enterprises** sector comprised 1.3 percent of all public and private sector employment in Iowa. This sector reported an average annual wage of \$81,855 in 2015, which is 85.6 percent higher than the average of \$44,094 for statewide employment. In comparison to other states in the Midwest, only North Dakota has a lower average annual wage: \$81,429. Iowans in this sector make 29.9 percent less than the national average of \$116,737.

Employment in this sector dipped during the recession years of 2009 and 2010; however, employment gains since that time have been quite robust. The sector has added 6,433 jobs since its low point in 2010, equating to a growth rate of 50.4 percent. However, some of this growth may not imply improvement in Iowa's economy, as earlier this decade, Iowa Workforce made efforts to improve reporting and reclassified some managing establishments that had been incorrectly included with the industry of the company they manage.

The sector is balanced between men and women. In 2015, women held 50.8 percent of all positions in this sector.





# MANAGEMENT OF COMPANIES & ENTERPRISES

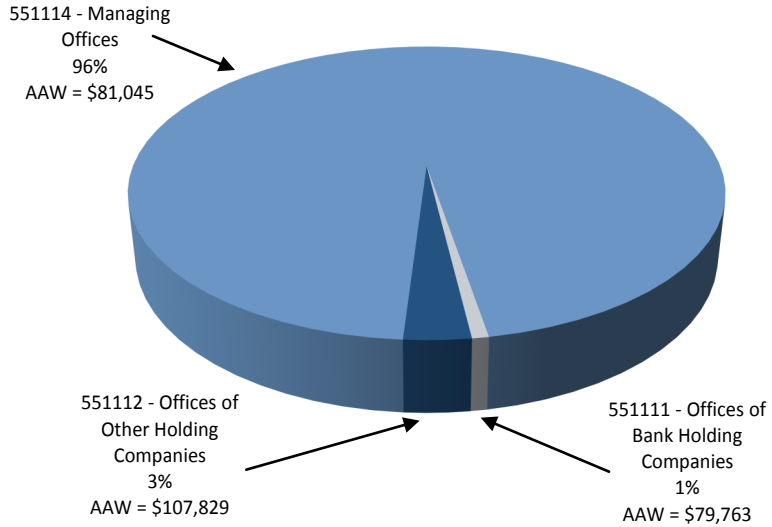
## IOWA INDUSTRY PROFILE

### What is Management of Companies & Enterprises?

This sector comprises (1) firms that hold the securities of (or other equity interests in) companies and enterprises for the purpose of owning a controlling interest or influencing management decisions or (2) firms (except government) that administer, oversee and manage establishments of the enterprise and that normally undertake the strategic or organizational planning and decision-making role of the company or enterprise. Establishments that administer, oversee, and manage may hold the securities of the company or enterprise.

### 2015 Industry Breakout by Employment in Iowa

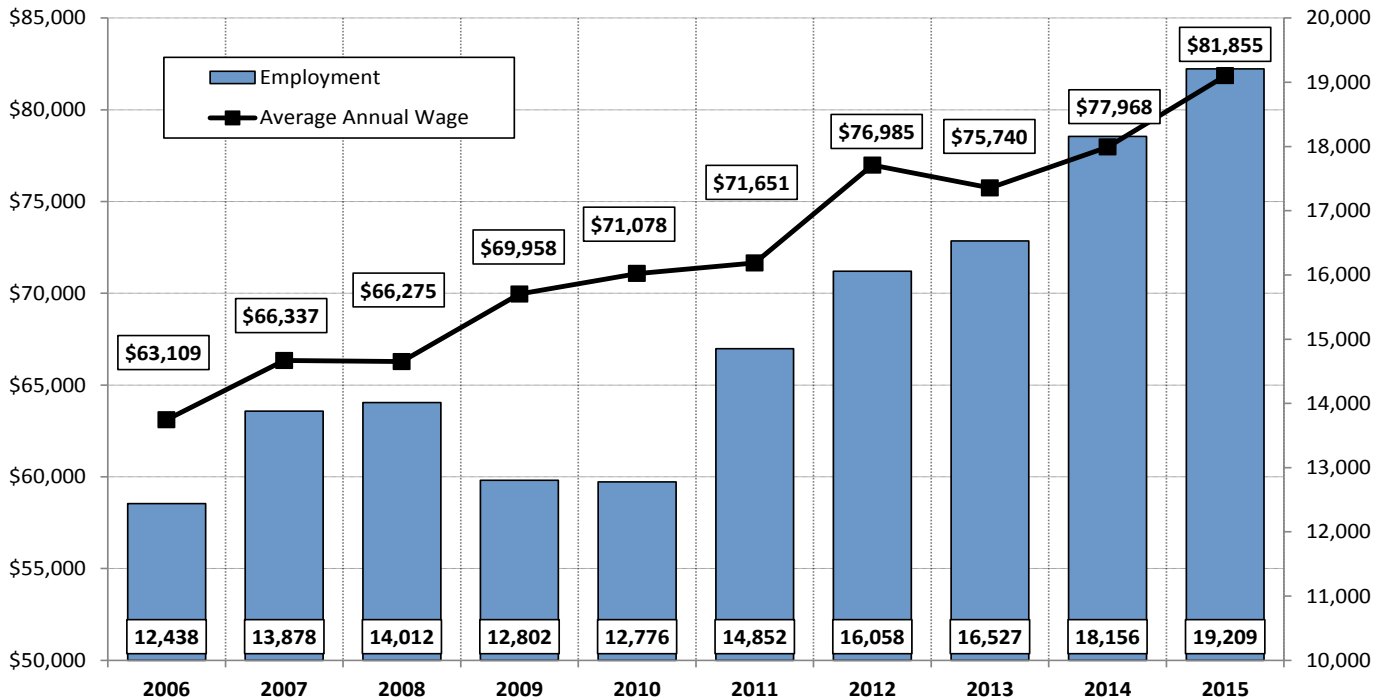
*Management of Companies & Enterprises*  
Percentage Employed & Average Annual Wage (AAW) by Subsector



Source: [www.bls.gov/cew/bls\\_naics/bls\\_naics\\_app.htm](http://www.bls.gov/cew/bls_naics/bls_naics_app.htm)

Source: Quarterly Census of Employment and Wages (QCEW), Iowa Workforce Development

### 2006-2015 Employment in Management of Companies & Enterprises



Source: Quarterly Census of Employment and Wages (QCEW), Iowa Workforce Development

# MANAGEMENT OF COMPANIES & ENTERPRISES IOWA INDUSTRY PROFILE



## Examples of Management of Companies & Enterprises Employers

Name of Company	Industry
Berkshire Hathaway Energy Company	Offices of other holding companies
Central Bancshares	Offices of bank holding companies
Fidelity Bancorp	Offices of bank holding companies
Midstates Bancshares	Offices of bank holding companies
Northwest Financial Corporation	Offices of bank holding companies

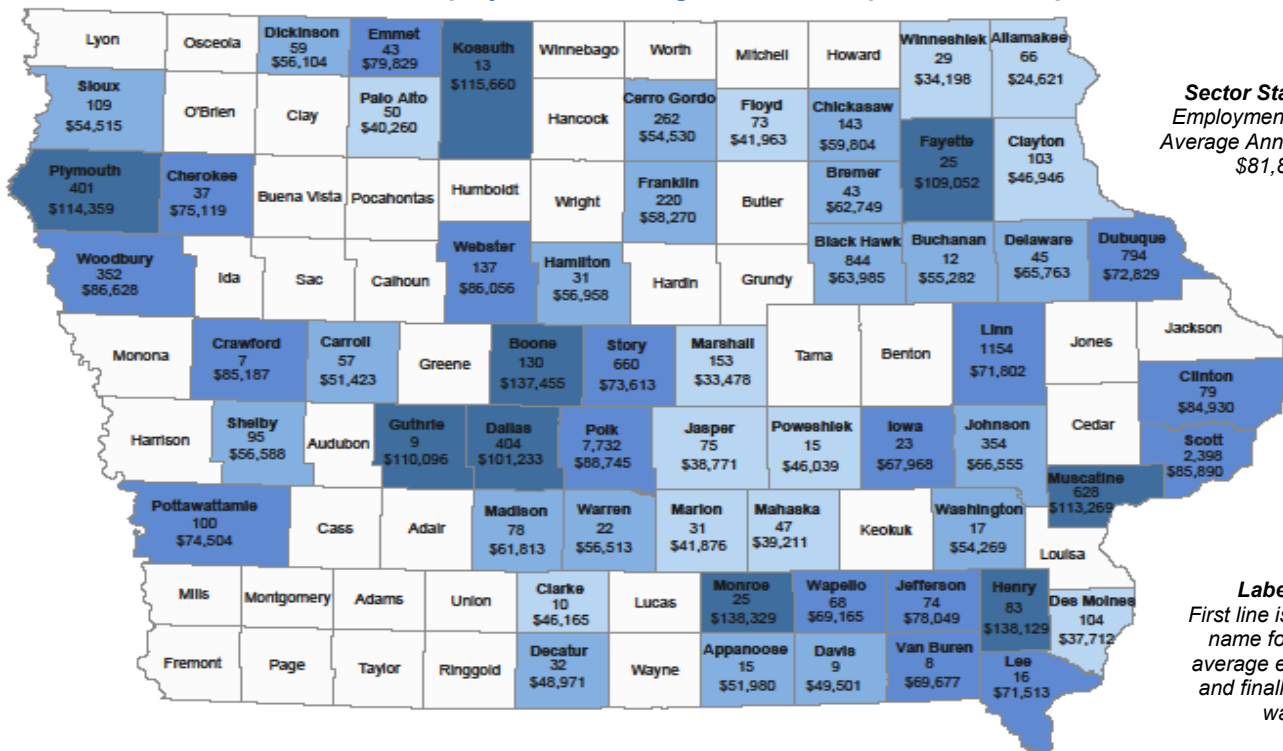
Source: [www.iowaworkforcedevelopment.gov/employer-database](http://www.iowaworkforcedevelopment.gov/employer-database)

## Employers

In 2015, the **management of companies and enterprises** sector included 920 locations across Iowa, employing 19,209 people.

In the same year, 96.2 percent of the employees in the sector worked in **managing offices**, while 0.8 percent worked for **bank holding companies** and 3.0 percent worked for **other holding companies**. Some industries with company headquarters in Iowa include tire manufacturing, grocery stores, ice cream and frozen dessert manufacturing, physicians' offices, utilities, and convenience stores. Establishments in this sector can and do support businesses in any other sector of the economy.

## 2015 Covered Employment in Management of Companies & Enterprises



**Sector Statewide:**  
Employment - 19,209  
Average Annual Wage - \$81,855

**Label Key:**  
First line is the county name followed by average employment and finally, average wage.

**Wages** Less than \$46,946 \$46,947 - \$66,555 \$66,556 - \$88,745 Greater than \$88,746

Source: Quarterly Census of Employment and Wages (QCEW), Iowa Workforce Development

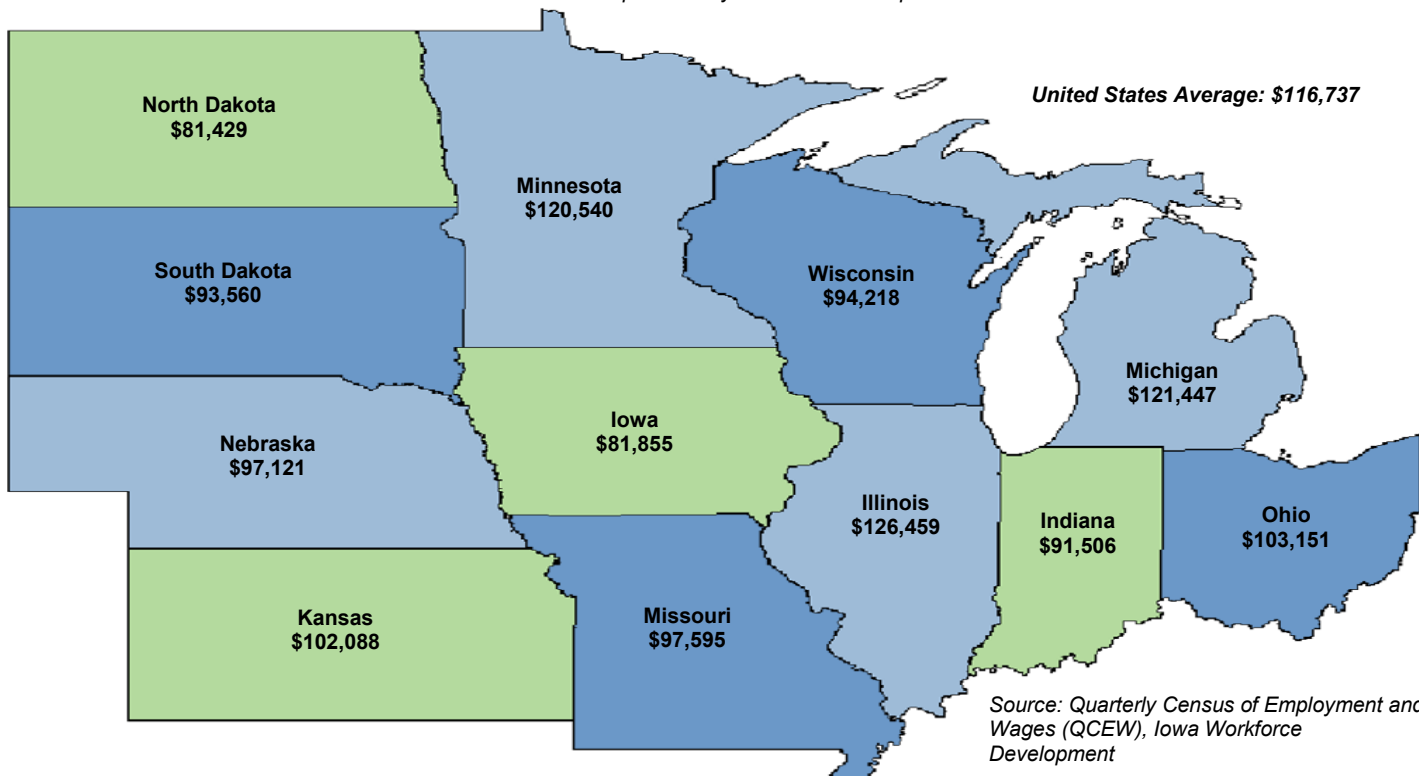
<https://www.iowaworkforcedevelopment.gov/labor-market-information-division>



# MANAGEMENT OF COMPANIES & ENTERPRISES IOWA INDUSTRY PROFILE

## 2015 Average Annual Wage for Covered Employment in Management of Companies & Enterprises

State Comparisons by Private Ownership



### Contact Information

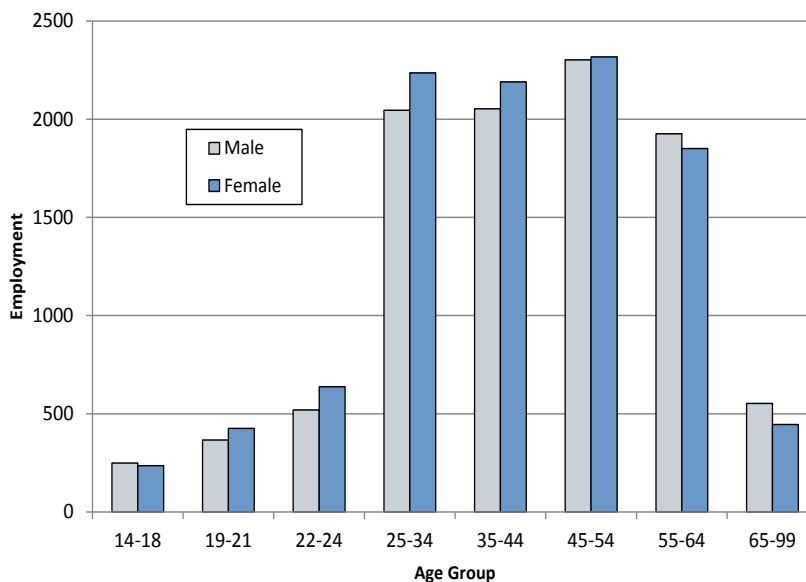
#### Iowa Workforce Development, Employment Statistics Bureau

1000 E Grand Ave  
Des Moines, IA 50319  
800-532-1249  
Fax: 515-281-8195  
lwd.lmi@iwd.iowa.gov  
www.iowaworkforcedevelopment.gov

*Equal opportunity employer/program.  
Auxiliary aids and services are available  
upon request to individuals with disabilities.*

TTY 515-281-4748  
1-800-831-1399

### Industry Distribution by Age & Gender 4th Qtr. 2015



Source: Local Employment Dynamics, Iowa Workforce Development and U.S. Census Bureau  
<http://lehd.did.census.gov>