


2016 IOWA INDUSTRY PROFILE

HEALTH CARE & SOCIAL ASSISTANCE

IOWA WORKFORCE DEVELOPMENT



Executive Summary

In 2015, the **health care & social assistance** sector comprised 14.2 percent of all employment in Iowa (both public and private sector) with 217,994 jobs. The size of this industry has increased steadily over the years, adding 27,050 employees between 2006 and 2015, meaning a 12.4 percent growth over that period. Wages increased by \$9,238 over the same period, or 27.3 percent.

The sector reported an average annual wage of \$43,129 for 2015, which is 2.2 percent less than the statewide average of \$44,094. However, average wage varies tremendously between the subsectors of the industry, with **ambulatory health services** having the highest income of \$61,708 and **nursing & residential care facilities** and **social assistance**, which includes child care centers, earning an average of just \$27,142 and \$21,284, respectively.

This sector is a female-dominated industry, with women possessing 82.2 percent of all jobs.





HEALTH CARE & SOCIAL ASSISTANCE IOWA INDUSTRY PROFILE

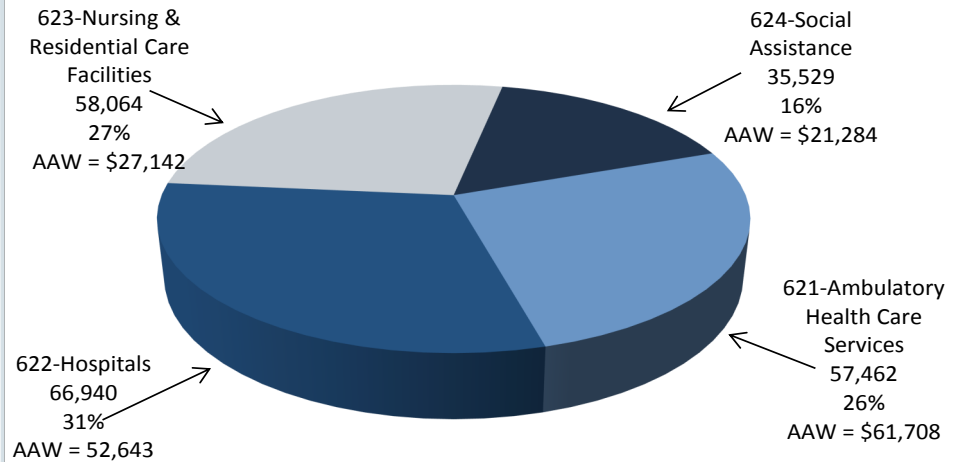
What is Health Care and Social Assistance?

This sector comprises firms providing health care and social assistance for individuals. The sector includes both health care and social assistance because it is sometimes difficult to distinguish between the boundaries of these two activities.

The industries in this sector are arranged on a continuum starting with providing medical care exclusively, continuing with those providing health care and social assistance and finally finishing with only social assistance.

The services provided in this sector are delivered by trained health practitioners and social workers with requisite experience.

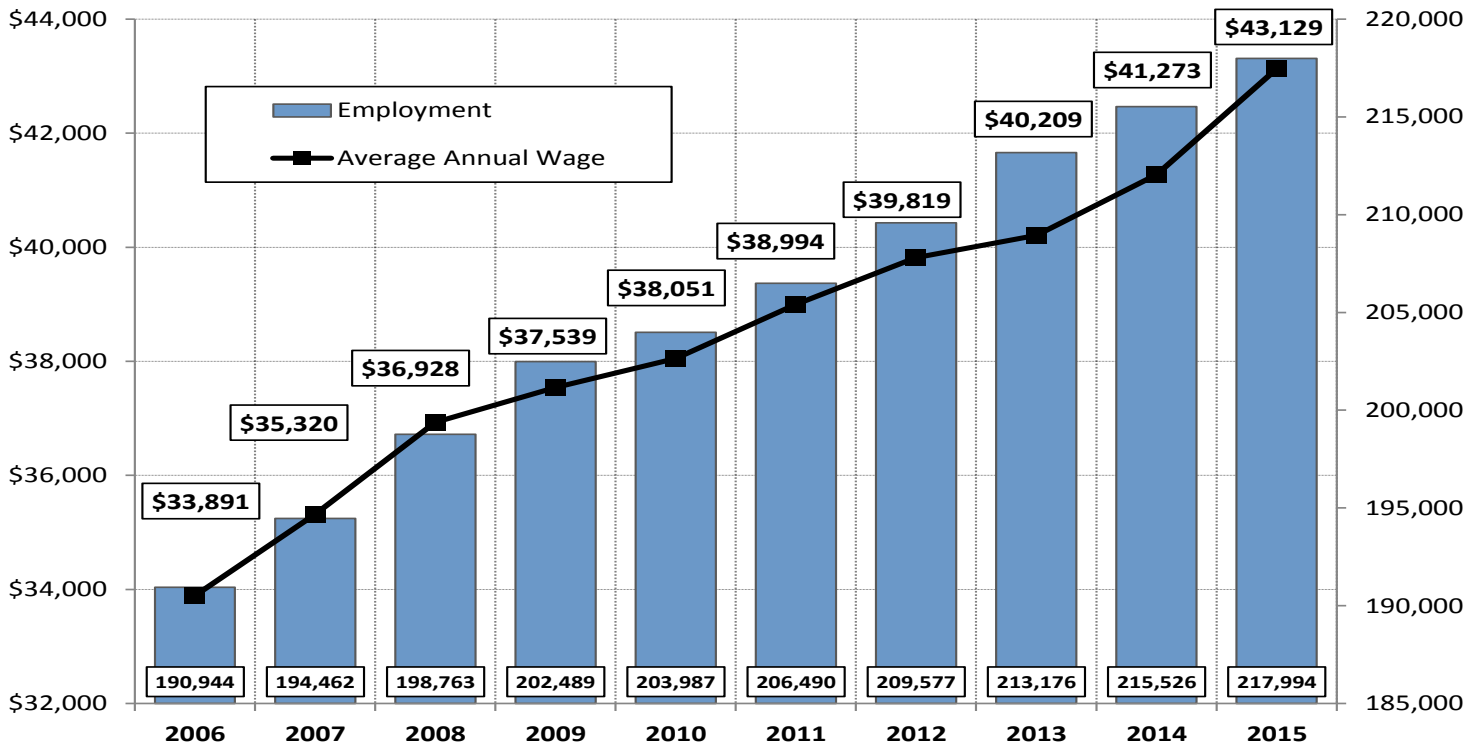
2015 Industry Breakout by Employment in Iowa
Health Care & Social Assistance NAICS Industry Coding
Percentage Employed & Average Annual Wage (AAW) by Sub-Sector



Source: www.bls.gov/cew/bls_naics/bls_naics_app.htm

Source: Quarterly Census of Employment and Wages (QCEW), Iowa Workforce Development

2006-2015 Employment in Health Care & Social Assistance in Iowa



Source: Quarterly Census of Employment and Wages (QCEW), Iowa Workforce Development

HEALTH CARE & SOCIAL ASSISTANCE IOWA INDUSTRY PROFILE



Examples of Major Health Care and Social Assistance Employers

Name of Company	Industry
Blank Children's Hospital	General medical and surgical hospitals
Covenant Clinic	General medical and surgical hospitals
Genesis Medical Center	General medical and surgical hospitals
Great River Medical Center	General medical and surgical hospitals
Klein Center	Nursing care facilities
Unity Point Health	Home health care services
Great River Medical Center	General medical and surgical hospitals

Source: www.iowaworkforcedevelopment.gov/employer-database

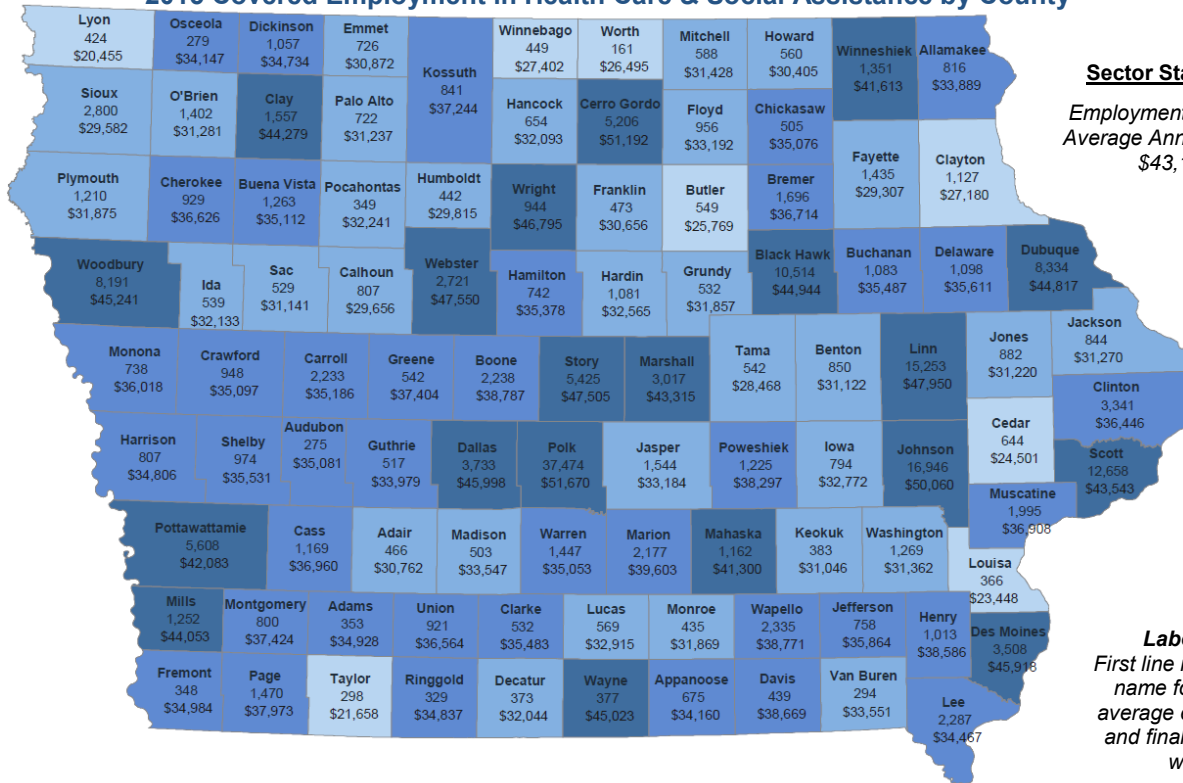
Employers

In 2015, there was an average of 9,838 sector locations in the **health care & social assistance** sector in Iowa.

Ambulatory healthcare services represented the majority of establishments with 5,362 (54.5%). Interestingly, the subsector with the largest amount of employment has the least number of establishments: there are only 238 hospitals in the state, but 66,940 people are employed by them.

Social assistance workers are the lowest paid sector, making less than half of the sector average. This subsector includes services such as: child care centers, family services, and vocational rehab.

2015 Covered Employment in Health Care & Social Assistance by County




Sector Statewide:
Employment - 217,994
Average Annual Wage - \$43,129

Label Key:
First line is the county name followed by average employment and finally, average wage.



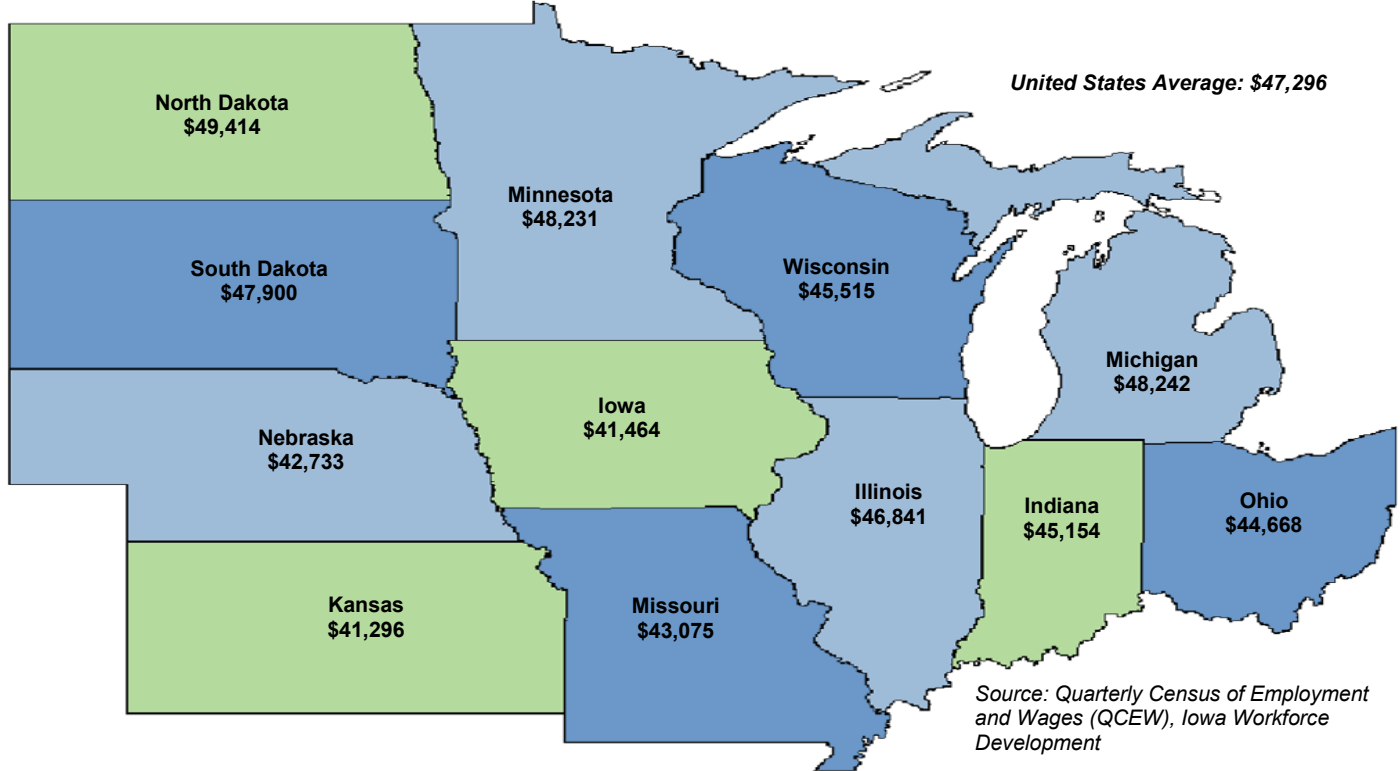
Source: Quarterly Census of Employment and Wages (QCEW), Iowa Workforce Development



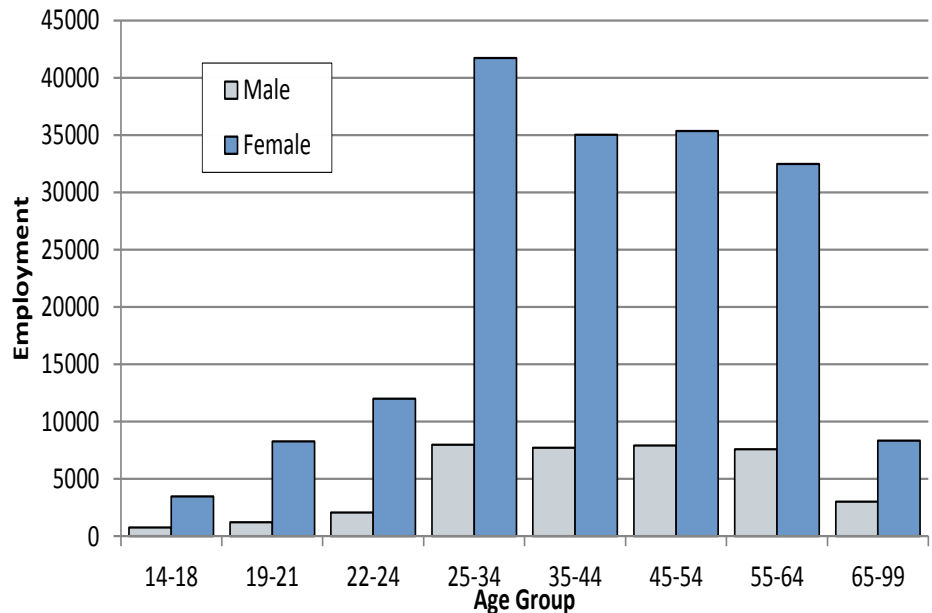
HEALTH CARE & SOCIAL ASSISTANCE IOWA INDUSTRY PROFILE

2015 Average Annual Wage for Covered Employment in Health Care and Social Assistance

State Comparisons by Private Ownership



Industry Distribution by Age & Gender 4th Qtr. 2015



Source: Local Employment Dynamics, Iowa Workforce Development and U.S. Census Bureau
<http://lehd.did.census.gov>

Contact Information

Iowa Workforce Development, Employment Statistics Bureau

1000 E Grand Ave
Des Moines, IA 50319
800-532-1249
Fax: 515-281-8195
lwd.lmi@iwd.iowa.gov
www.iowaworkforcedevelopment.gov

*Equal opportunity employer/program.
Auxiliary aids and services are available
upon request to individuals with disabilities.*

TTY 515-281-4748
1-800-831-1399

