


2016 IOWA INDUSTRY PROFILE

CONSTRUCTION

IOWA WORKFORCE DEVELOPMENT



Executive Summary

In 2015, the **construction** sector comprised 5.2 percent of all employment in Iowa; however, this is an industry that is sensitive to the volatilities of the business cycle, so this percentage is subject to more variation than other industries. This sector had an average annual wage of \$54,878 in 2015, which is 24.5 percent higher than the statewide average of \$44,094 for all industries (public and private sector).

In terms of employment, the **construction** sector was one of the hardest hit by the Great Recession. The industry shed a large number of jobs in the aftermath of the recession, losing 11,511 jobs (15.4%) between 2008 and 2010. The sector has since made a recovery and has passed its 2006 pre-recession peak of 76,002, employing 79,673 Iowans in 2015. In total, the construction industry has added 16,602 jobs since bottoming out in 2010, a growth rate of 26.3 percent. Wages have increased by 34.8 percent between 2006 and 2015, even though they dipped a bit in 2009.

Men make up an overwhelming majority of this industry, holding over 87.8 percent of all jobs in the sector.





CONSTRUCTION IOWA INDUSTRY PROFILE

What is Construction?

The **construction** sector is comprised of establishments primarily engaged in the construction of buildings, engineering projects (e.g., highways and utility systems) or in the construction trades.

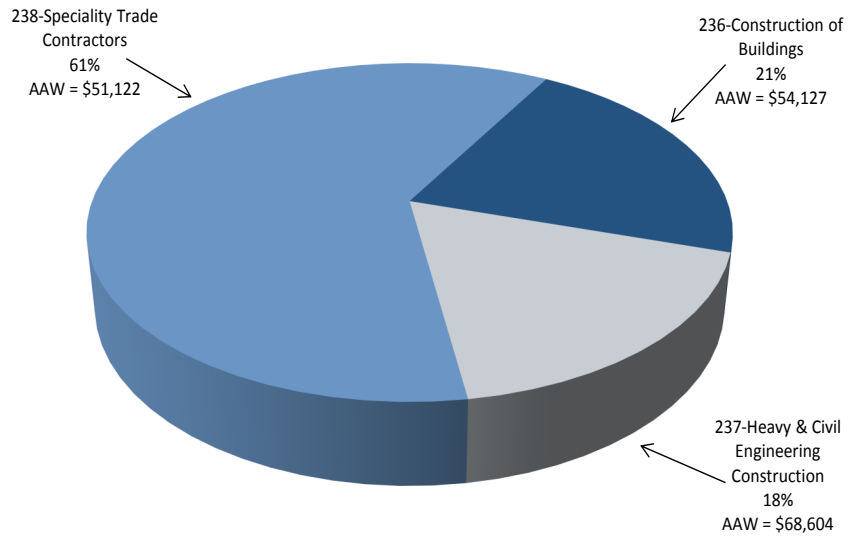
Establishments primarily engaged in the preparation of sites for new construction or primarily engaged in subdividing land for sale as building sites are also included in this sector.

Construction work done may include new work, additions, alterations or maintenance and repairs. Activities of these establishments generally are managed at a fixed place of business, but they usually perform construction activities at multiple project sites.

Source: www.bls.gov/cew/bls_naics/bls_naics_app.htm

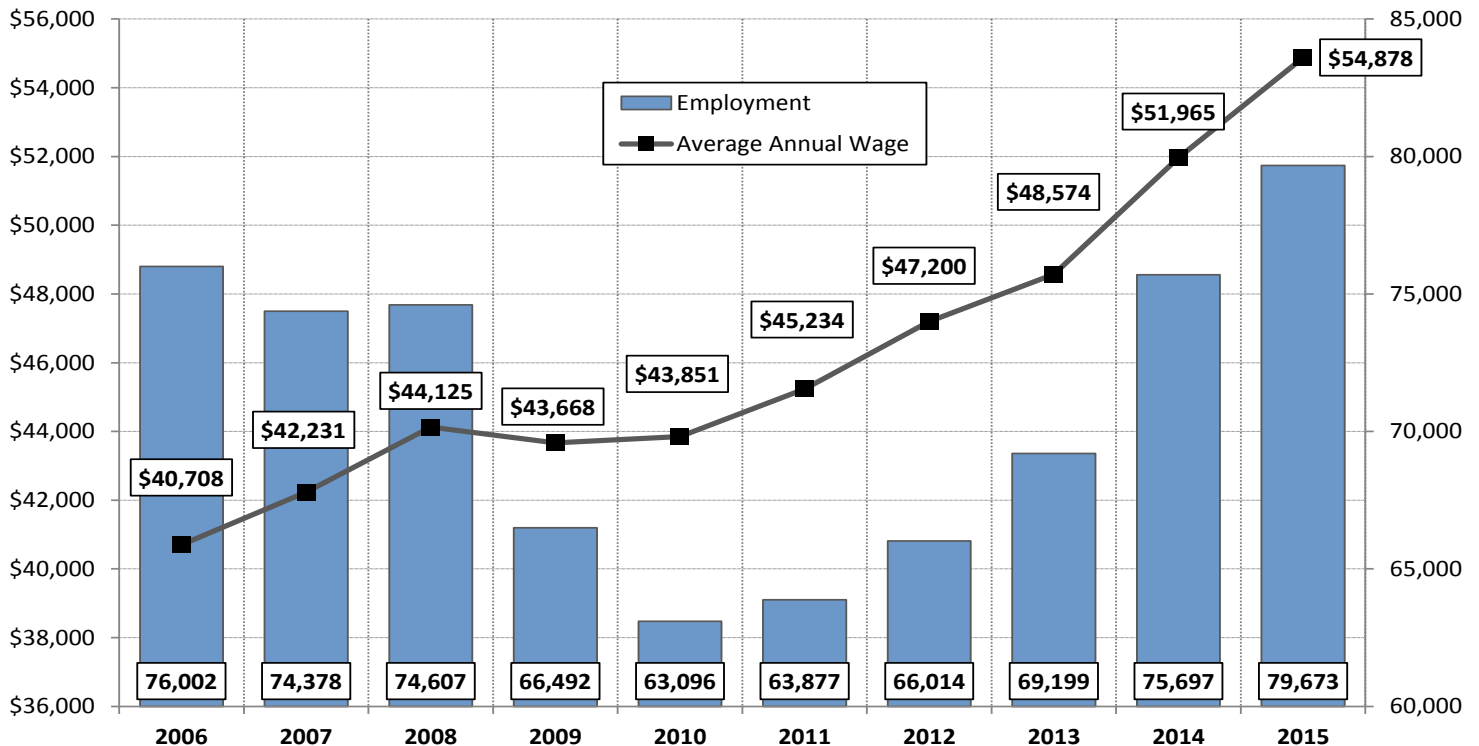
2015 Industry Breakout by Employment in Iowa

Construction NAICS Industry Coding
Percentage Employed & Average Annual Wage (AAW) by Subsector



Source: Quarterly Census of Employment and Wages (QCEW), Iowa Workforce Development

2006-2015 Employment in Construction in Iowa



Source: Quarterly Census of Employment and Wages (QCEW), Iowa Workforce Development

CONSTRUCTION IOWA INDUSTRY PROFILE



Examples of Major Construction Employers

Name of Company	Industry
Baker Electric Inc	Building Equipment Contractors
Baker Group	Building Equipment Contractors
Carl A Nelson & Co	Foundation, Structure & Bldg Exteriors
Peterson Contractors Inc	Highway, Street, and Bridge Construction
Seneca Corp	Nonresidential Building Construction
Tri City Communications	Building Equipment Contractors
Western Engineering Co	Highway, Street, and Bridge Construction
Winger Contracting Co	Building Equipment Contractors

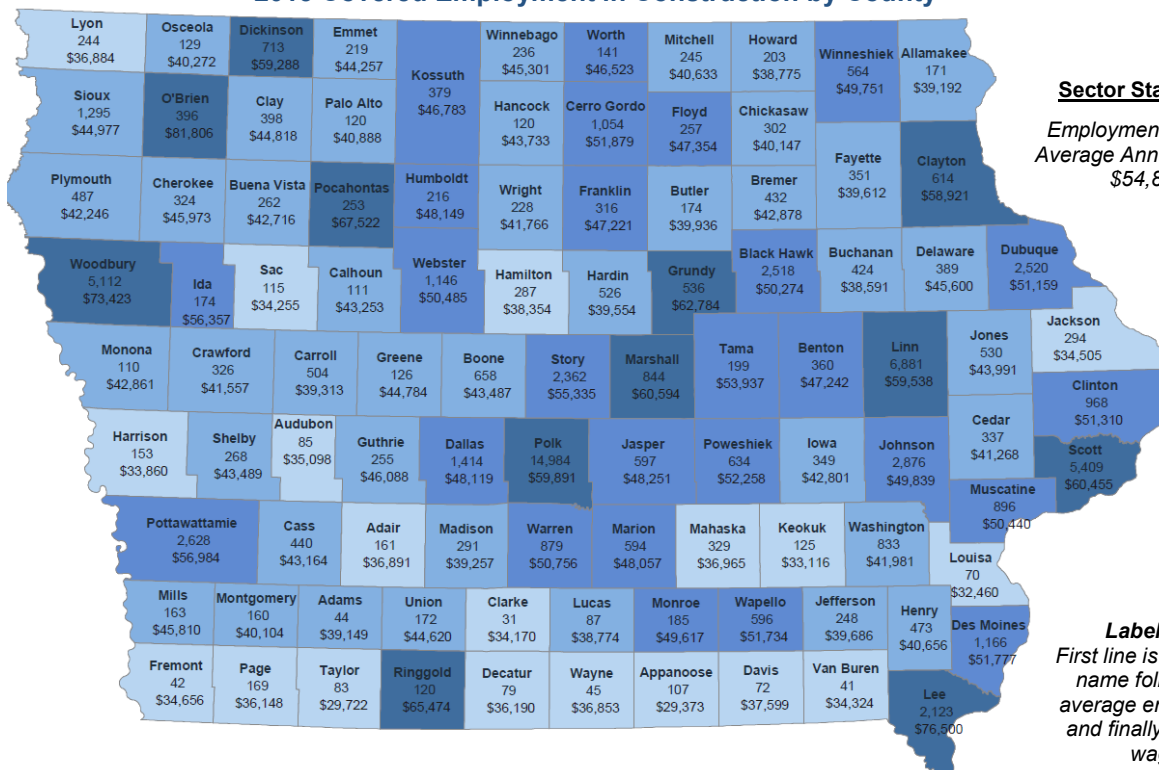
Source: www.iowaworkforcedevelopment.gov/employer-database

Employers

In 2015, there were 9,528 **construction** locations across Iowa, employing 79,673 people averaged throughout the year. Construction work tends to be seasonal.

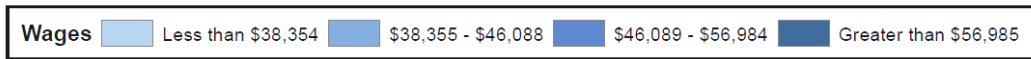
The **heavy & civil engineering construction** subsector accounts for 17.8 percent of total covered sector employment—making it the smallest but best paid segment with average annual wage of \$68,604, **construction of buildings** represents 21.5 percent, and the largest subsector, **specialty trade contractors**, employs 60.7 percent of all sector employment.

2015 Covered Employment in Construction by County



Sector Statewide:
Employment - 79,673
Average Annual Wage - \$54,878

Label Key:
First line is the county name followed by average employment and finally, average wage.



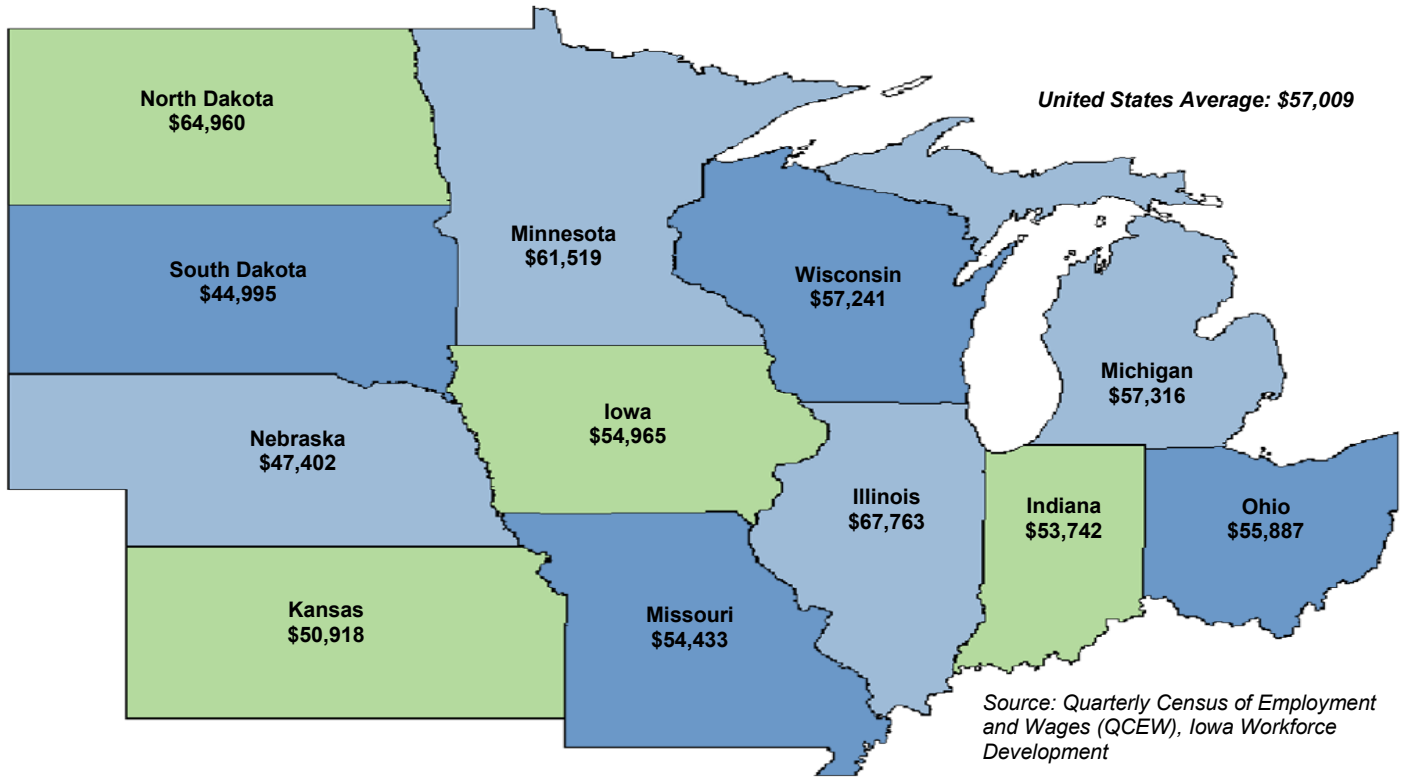
Source: Quarterly Census of Employment and Wages (QCEW), Iowa Workforce Development



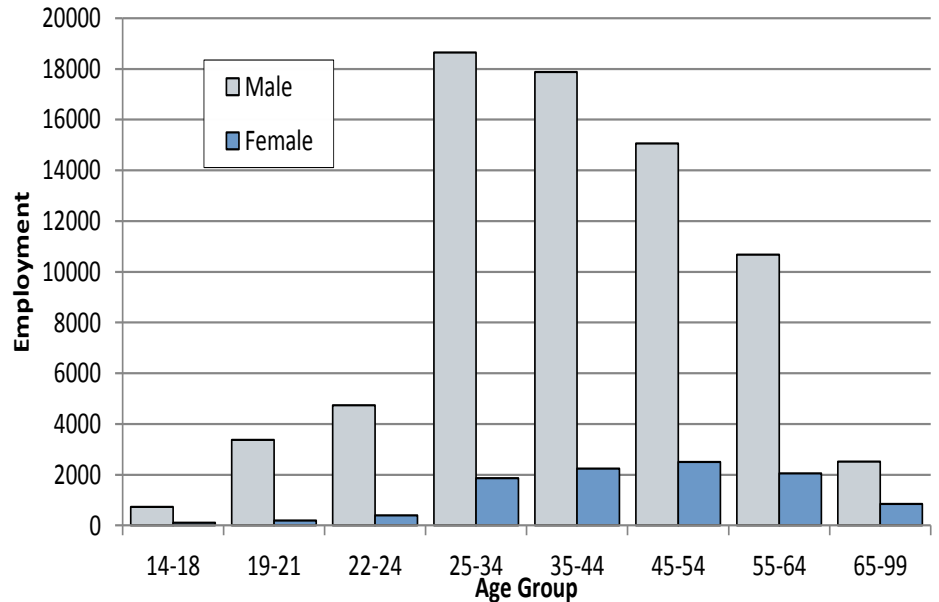
CONSTRUCTION IOWA INDUSTRY PROFILE

2015 Average Annual Wage for Covered Employment in Construction

State Comparisons by Private Ownership



Industry Distribution by Age & Gender 4th Qtr. 2015



Source: Local Employment Dynamics, Iowa Workforce Development and U.S. Census Bureau
<http://lehd.did.census.gov>

Contact Information

Iowa Workforce Development, Employment Statistics Bureau

1000 E Grand Ave
Des Moines, IA 50319
800-532-1249
Fax: 515-281-8195
lwd.lmi@iwd.iowa.gov
www.iowaworkforcedevelopment.gov

Equal opportunity employer/program.
Auxiliary aids and services are available
upon request to individuals with disabilities.

TTY 515-281-4748
1-800-831-1399

