


2015 IOWA INDUSTRY PROFILE

ADMINISTRATIVE SUPPORT, WASTE MANAGEMENT, & REMEDIATION

IOWA WORKFORCE DEVELOPMENT



Executive Summary

In 2014, the **administrative support, waste management, and remediation services** sector comprised 4.7 percent of all employment in Iowa. Employment in this sector had an average annual wage of \$28,882 for 2014, which is 32.1 percent lower than the statewide average of \$42,536 for all industries. When compared to other states in this region, only Indiana and Wisconsin had lower average annual wages of \$28,325 and \$27,415, respectively.

The largest subsector in **administrative support, waste management, and remediation services** is **employment services**, which consists of job placement agencies, temporary help services and other such businesses, which could have employees performing work in any of the other sectors. **Employment services** includes 27,953 employees and represents 39.1 percent of sector employment.

The employment in this sector is predominantly male. Men represent 57.2 percent of all employees in this sector.





ADMINISTRATIVE SUPPORT, WASTE MANAGEMENT, & REMEDIATION IOWA INDUSTRY PROFILE

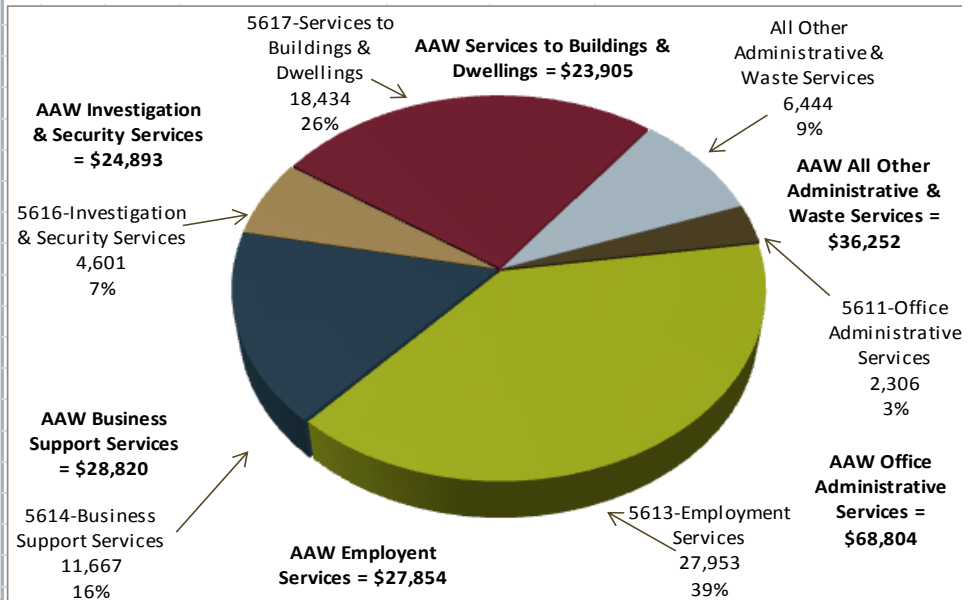
What is Administrative Support, Waste Mgmt., Remediation Services?

This sector comprises firms that perform routine support activities for the day-to-day operations of other organizations. The firms in this sector specialize in one or more of these support activities and provide these services to clients in a variety of industries and, in some cases, to households.

Activities performed include: office administration, hiring and placing of personnel, document preparation and similar clerical services, solicitation, collection, security and surveillance services, cleaning, and waste disposal services.

2014 Industry Breakout by Employment in Iowa

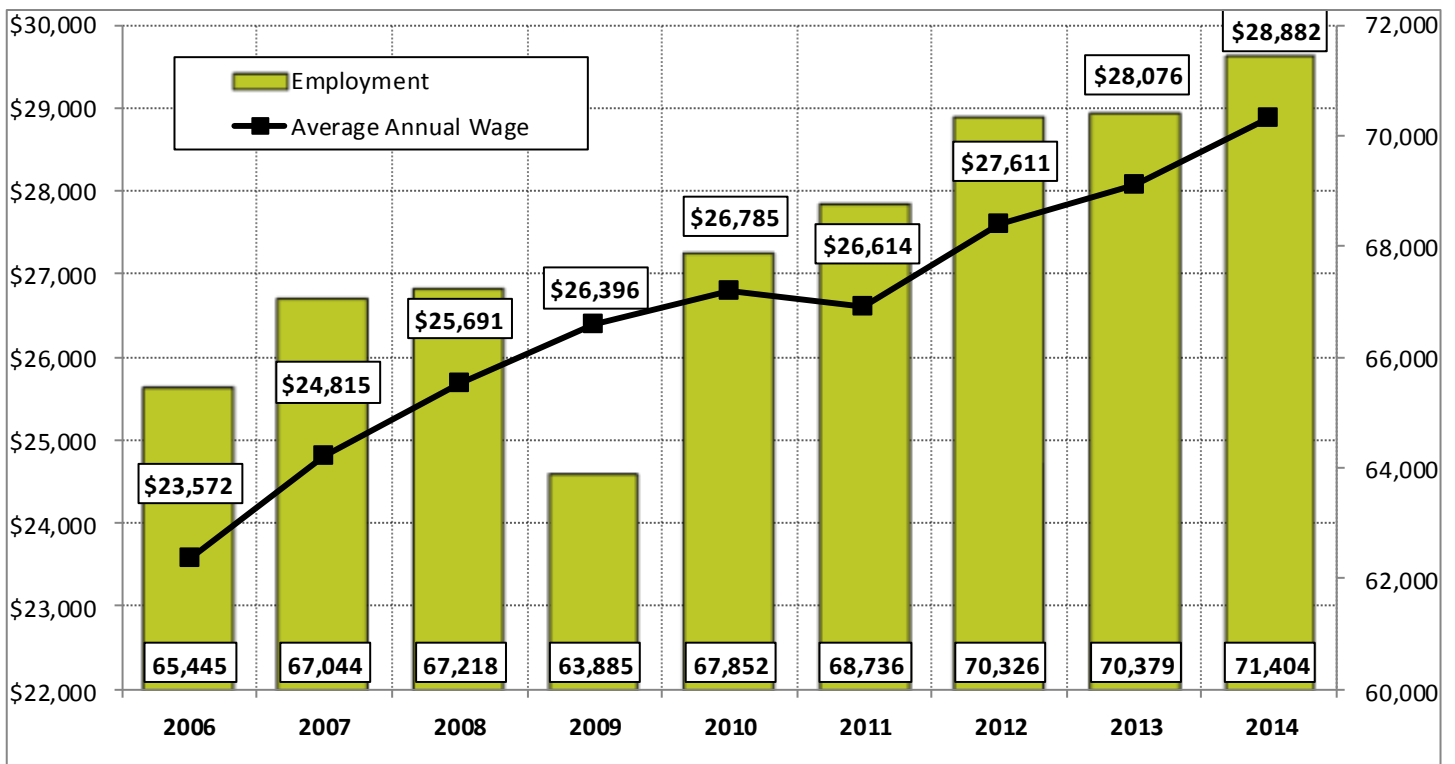
Administrative Support, Waste Management, & Remediation NAICS Industry Coding
Top 5 Sub-Sectors
AAW = Average Annual Wage



Source: www.census.gov/naics

Source: Quarterly Census of Employment and Wages (QCEW), Bureau of Labor Statistics

2006-2014 Employment in Administrative Support, Waste Management, & Remediation in Iowa



Source: Quarterly Census of Employment and Wages (QCEW), Bureau of Labor Statistics

ADMINISTRATIVE SUPPORT, WASTE MANAGEMENT, & REMEDIATION IOWA INDUSTRY PROFILE



Examples of Major Administrative Support, Waste Management, & Remediation Industry Employers

Name of Company	Sub-Sector/Industry
APAC Customer Service Inc.	Business Support Services
Benefitsolver Inc.	Other Support Services
Bettendorf Event Center	Other Support Services
CBE Group Inc.	Business Support Services
International Travel Association	Travel Arrangement Services
Iowa Medical & Classification Center	Facilities Support Services
NPI Security	Investigation and Security Services
Securitas Security Services USA	Investigation and Security Services
Stream Global Services Inc.	Business Support Services
WS Live	Business Support Services

Source: Infogroup USA

Employers

In 2014 the **administrative & support, waste management, and remediation services** sector averaged 4,956 locations in Iowa.

With the exception of 2009, this sector has grown every year over the past eight years. The effects of the recession were brief, with 2010 employment surpassing 2008 levels. The industry has grown 11.6 percent since 2006.

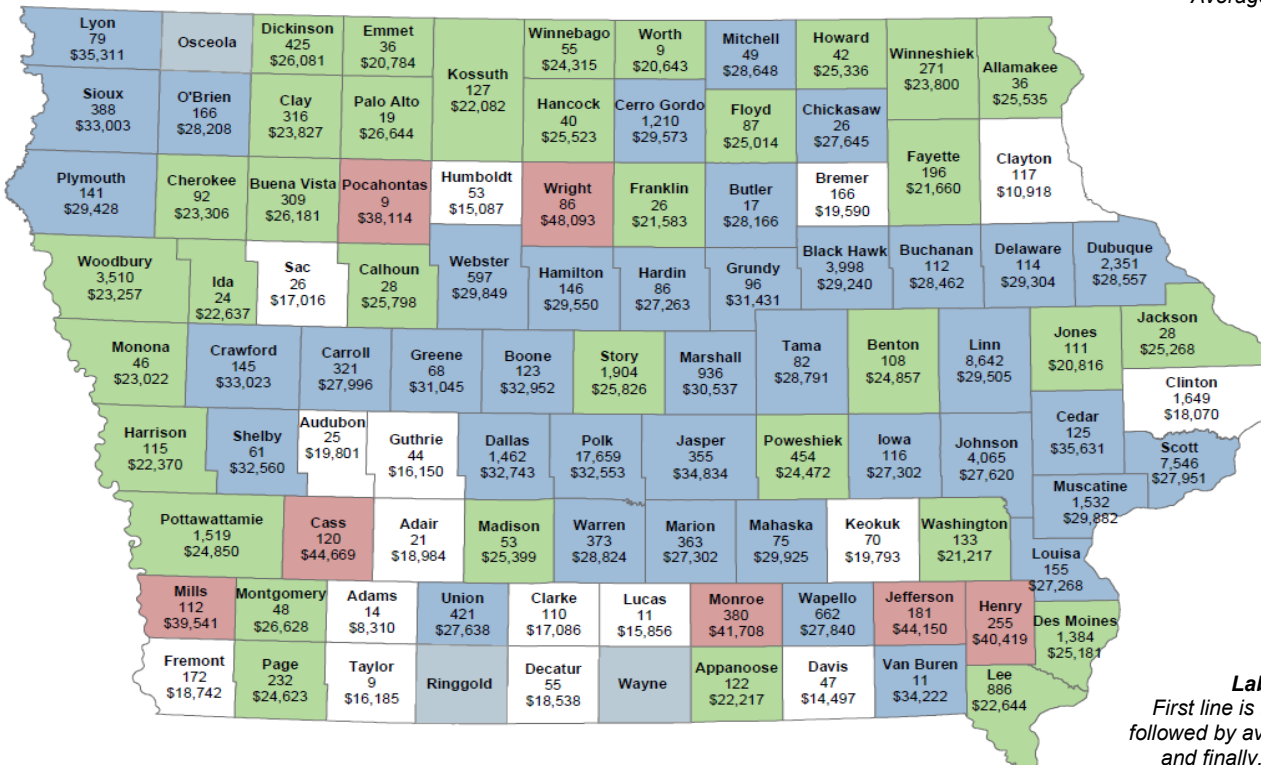
The **administrative & support services** sub-sector represented 84.7 percent of total employment, with the remainder in **waste management & remediation services**

2014 Covered Employment in Administrative Support, Waste Management, & Remediation by County

Average Annual Wage:
 Less than \$9,801
 \$9,802 to \$26,644
 \$26,645 to \$35,631
 Greater than \$35,632


Sector Statewide:

Employment - 71,404
Average Annual Wage - \$28,882



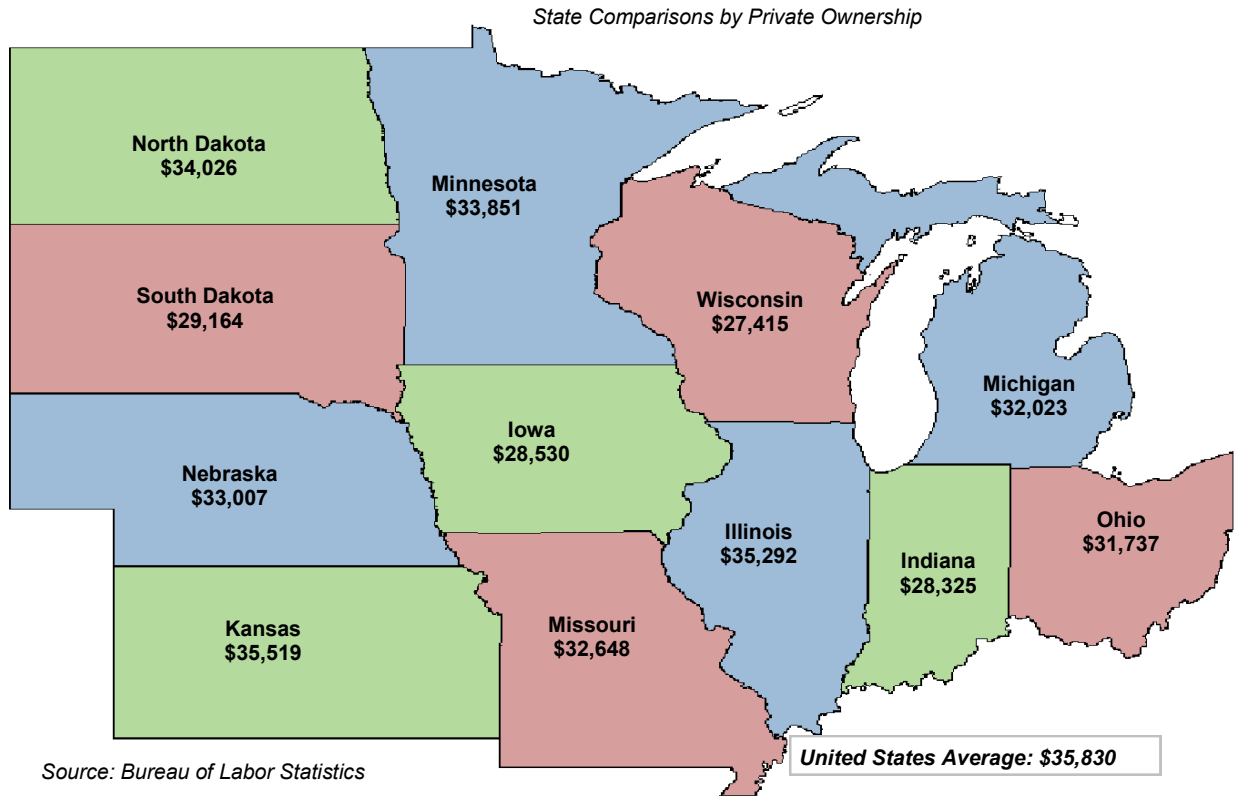
Label Key:
First line is the county name followed by average employment and finally, average wage.

Source: Quarterly Census of Employment and Wages (QCEW), Bureau of Labor Statistics

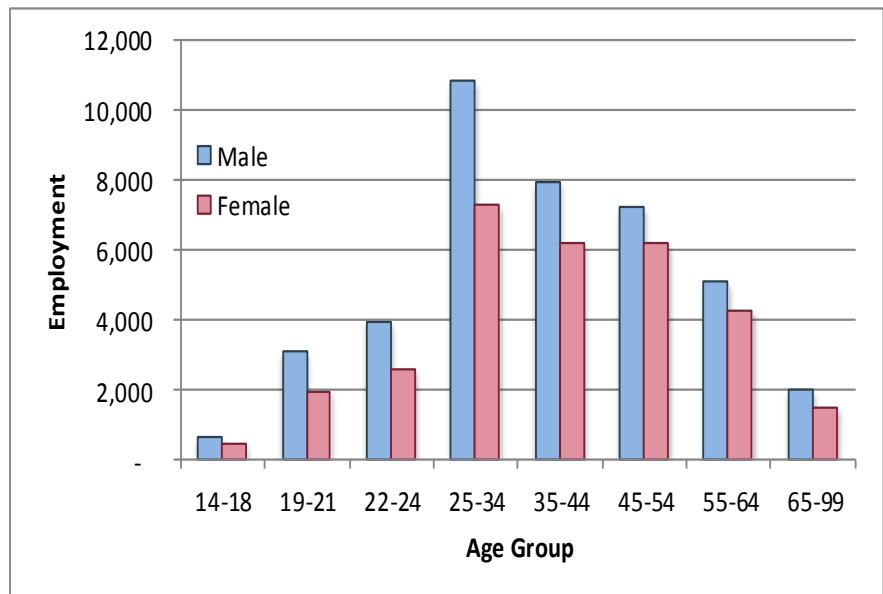


ADMINISTRATIVE SUPPORT, WASTE MANAGEMENT, & REMEDIATION IOWA INDUSTRY PROFILE

2014 Average Annual Wage for Covered Employment in Administrative Support, Waste Management, & Remediation



Industry Distribution by Age and Gender 2013 Average Annual



Source: Local Employment Dynamics, Iowa Workforce Development and U.S. Census Bureau
<http://lehd.did.census.gov>

Contact Information

Iowa Workforce Development, Employment Statistics Bureau

1000 E Grand Ave
Des Moines, IA 50319
800-532-1249
Fax: 515-281-8195
lwd.lmi@iwd.iowa.gov

www.iowaworkforcedevelopment.gov

*Equal opportunity employer/program.
Auxiliary aids and services are available
upon request to individuals with disabilities.*

TTY 515-281-4748
1-800-831-1399

