


2016 IOWA INDUSTRY PROFILE

ACCOMMODATION & FOOD SERVICES

IOWA WORKFORCE DEVELOPMENT



Executive Summary

In 2015, the **accommodation and food services** sector comprised 8 percent of all employment (public and private sector) in Iowa with 122,119 jobs and an annual average wage of \$15,019. This wage is 65.9 percent lower than the statewide average of \$44,094 for all industries; however, there is a greater ratio of part-time employment in addition to lower hourly rates than in other industries. The average wage does not include tips or gratuities earned by wait staff, bell hops, and bartenders when not reported to their employers.

Employment in this sector has recovered well since reaching its recession-low in 2010. The industry has grown 9.8 percent since falling to 111,206 jobs in 2010 and surpassed its pre-recession high of 117,596 employees from 2007. Wages have also increased in recent years, rising 18.6 percent from \$12,668 in 2010 to \$15,019 in 2015.

This industry traditionally is thought of as being an employer of mostly young workers in Iowa. The age group between 14 and 21 accounted for 27.0 percent of its total employment. Female workers accounted for 57.1 percent of all workers in this industry.





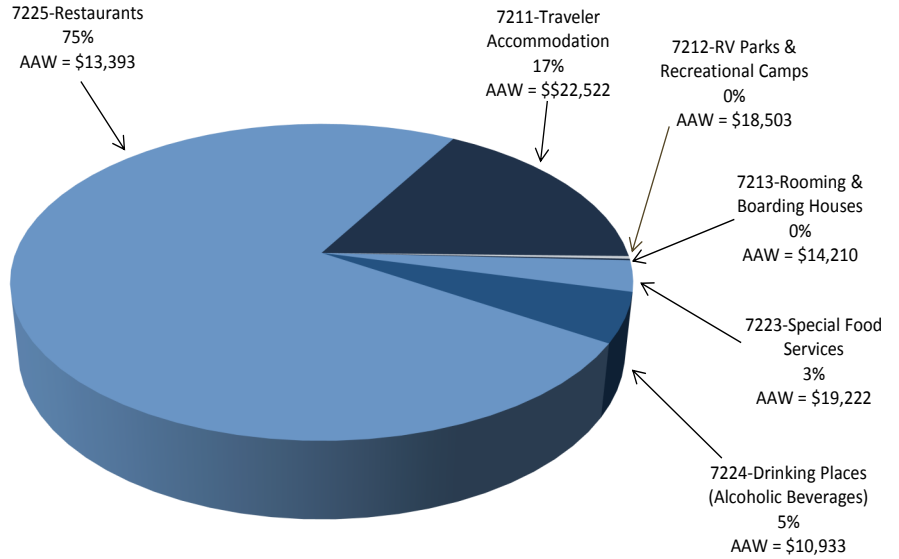
ACCOMMODATION & FOOD SERVICES IOWA INDUSTRY PROFILE

What are Accommodations and Food Services?

The Accommodation & Food Services sector comprises firms that provide customers with lodging and/or prepare meals, snacks and beverages for immediate consumption. The sector includes both accommodation and food services because the two activities are often combined at the same establishment.

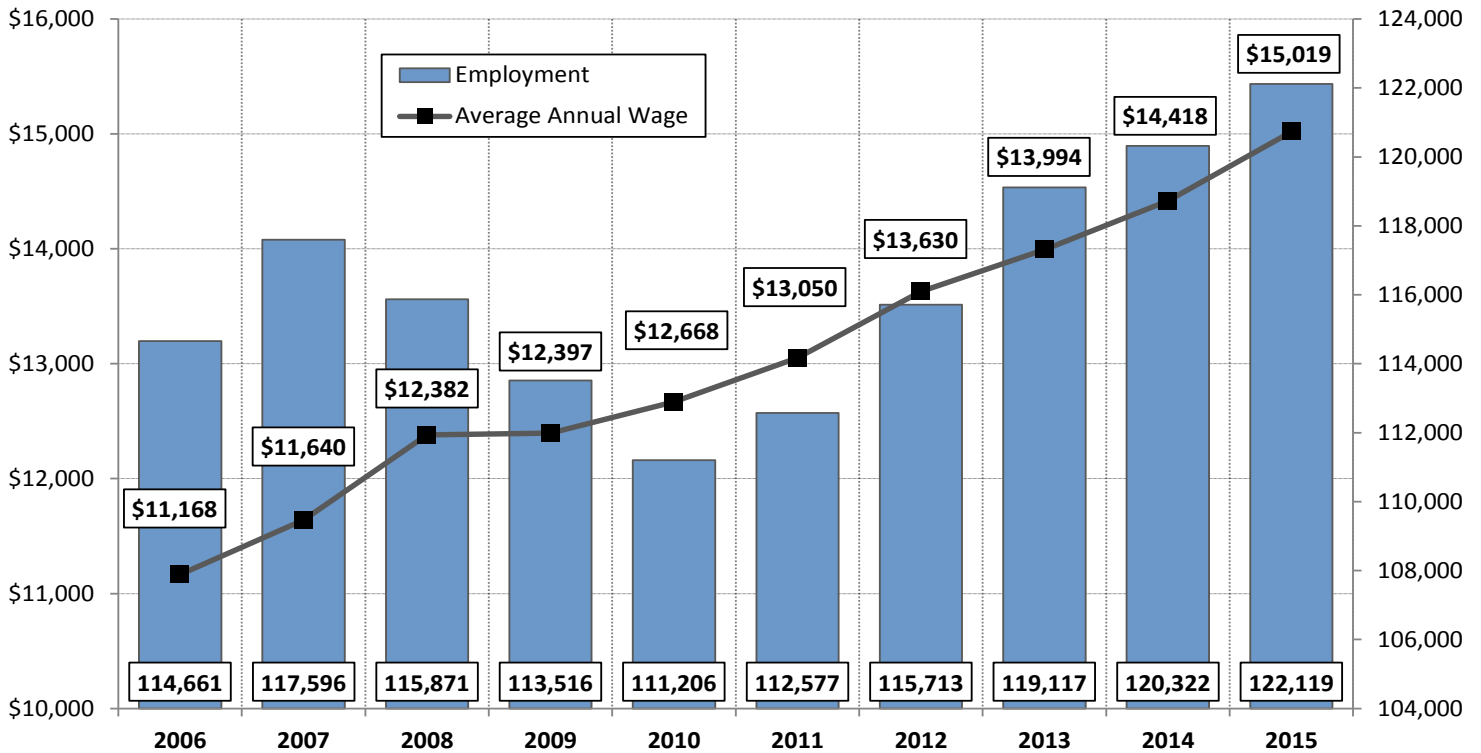
Excluded from this sector are civic and social organizations; amusement and recreation parks; theaters; and other recreation or entertainment facilities providing food and beverage services.

2015 Industry Breakout by Employment in Iowa
Accommodation & Food Services NAICS Industry Coding
Percentage Employed & Average Annual Wage (AAW) by Subsector



Source: www.bls.gov/cew/bls_naics/bls_naics_app.htm Source: Quarterly Census of Employment and Wages (QCEW), Iowa Workforce Development

2006-2015 Employment in Accommodation & Food Services in Iowa



Source: Quarterly Census of Employment and Wages (QCEW), Iowa Workforce Development

ACCOMMODATION & FOOD SERVICES IOWA INDUSTRY PROFILE



Examples of Major Accommodation & Food Services Employers

Name of Company	Industry
Arrowwood Resort & Conference	Traveler accommodation
Biaggi's Ristorante Italiano	Restaurants
Hickory Park Restaurant Co	Restaurants
King's Pointe Waterpark Resort	Traveler accommodation
Marriott-Des Moines Downtown	Traveler accommodation

Source: www.iowaworkforcedevelopment.gov/employer-database

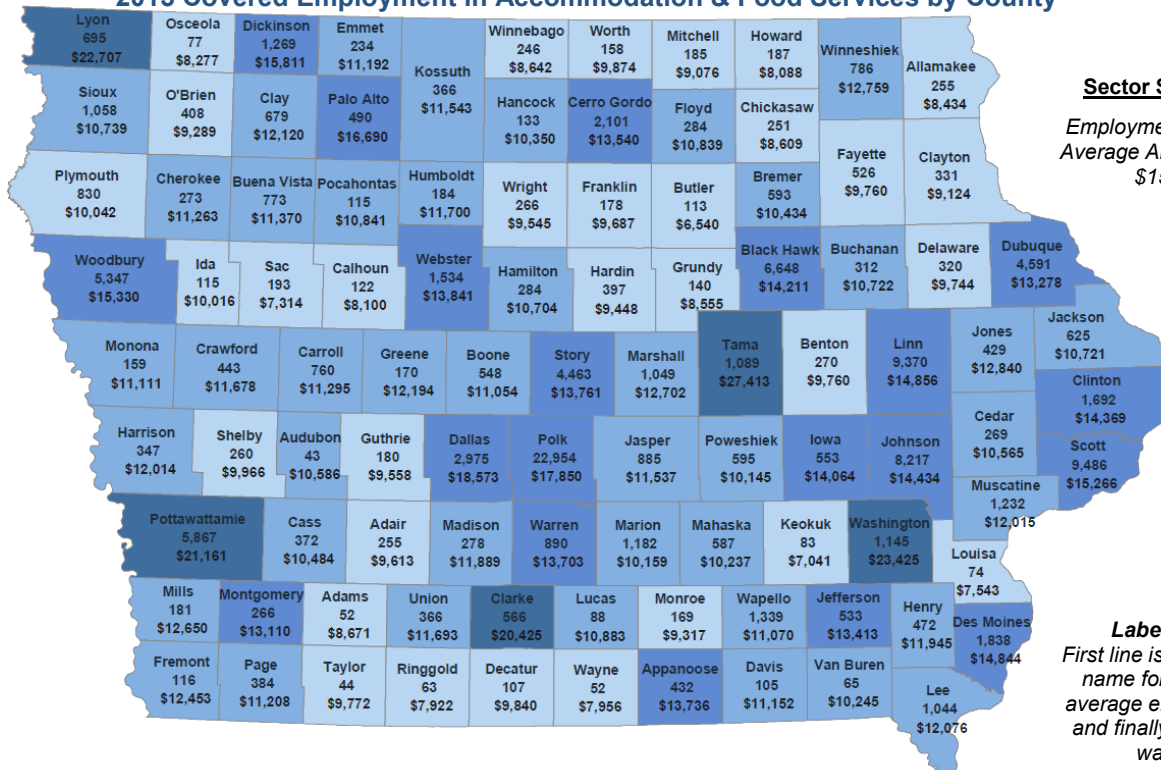
Employers

In 2015, employers in accommodation & food services averaged 6,959 locations across Iowa.

This sector's employment was distributed between two major categories. The larger of the two, **food service & drinking places**, employed 100,832 workers (82.6%).

Wages in **food services & drinking places** averaged \$13,465 in 2015; however, this wage includes part-time and seasonal help. The average wage for the 21,287 **accommodation** employees was much higher, averaging \$22,382 per year over the same period.

2015 Covered Employment in Accommodation & Food Services by County



Sector Statewide:

Employment - 122,119
Average Annual Wage - \$15,019

Label Key:

First line is the county name followed by average employment and finally, average wage.



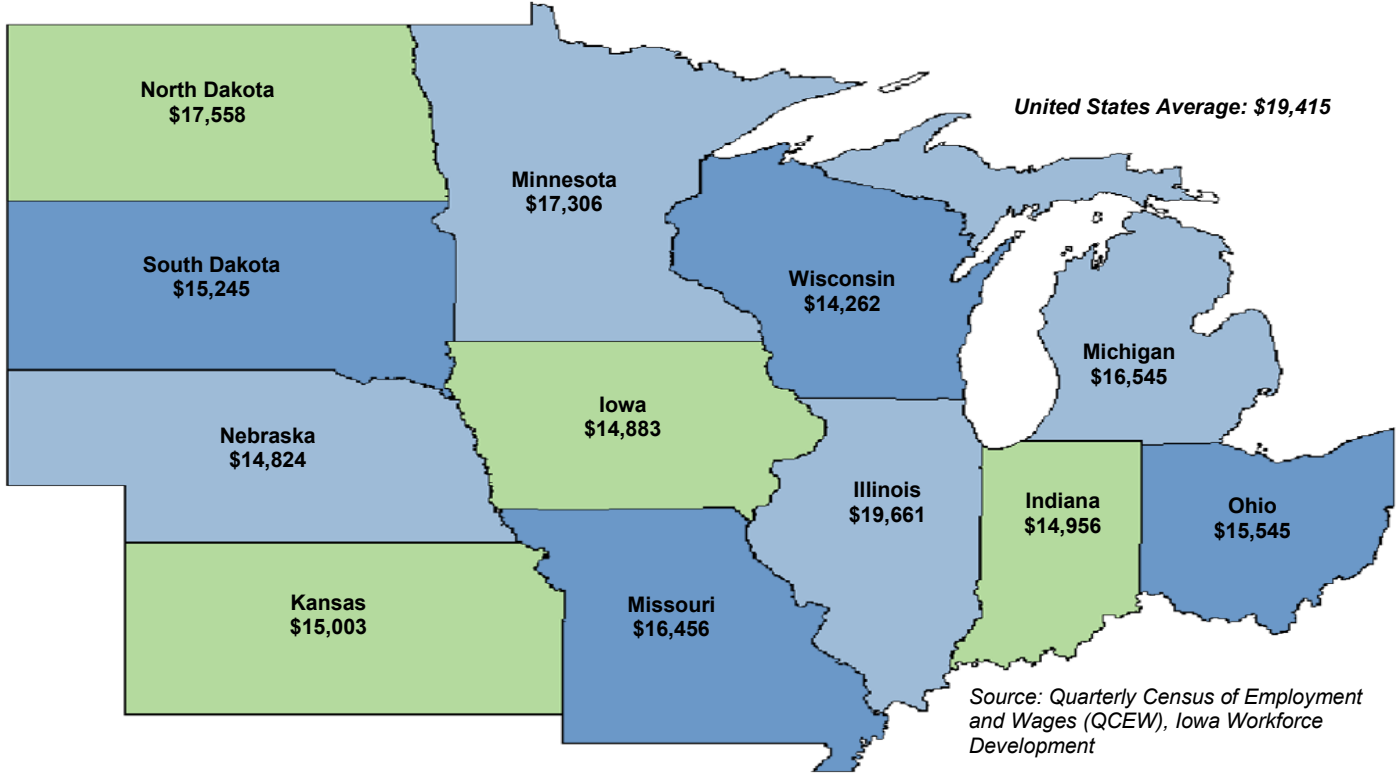
Source: Quarterly Census of Employment and Wages (QCEW), Iowa Workforce Development



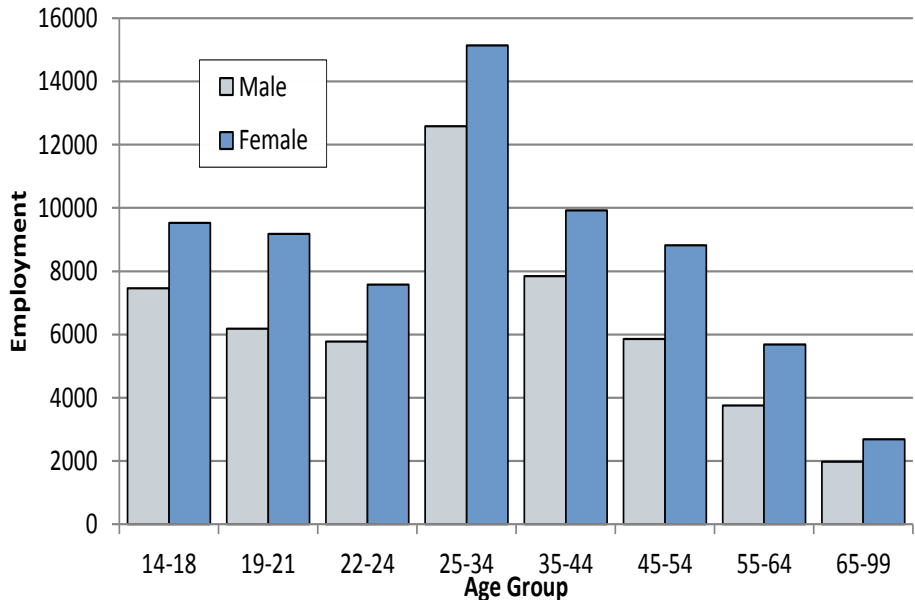
ACCOMMODATION & FOOD SERVICES IOWA INDUSTRY PROFILE

2015 Average Annual Wage for Covered Employment in Accommodation & Food Services

State Comparisons by Private Ownership



Industry Distribution by Age & Gender 4th Qtr. 2015



Source: Local Employment Dynamics, Iowa Workforce Development and U.S. Census Bureau
<http://lehd.did.census.gov>

Contact Information

Iowa Workforce Development, Employment Statistics Bureau

1000 E Grand Ave
Des Moines, IA 50319
800-532-1249
Fax: 515-281-8195
lwd.lmi@iwd.iowa.gov
www.iowaworkforcedevelopment.gov

Equal opportunity employer/program.
Auxiliary aids and services are available
upon request to individuals with disabilities.

TTY 515-281-4748
1-800-831-1399

