

2015 IOWA INDUSTRY PROFILE

ACCOMMODATION & FOOD SERVICES

IOWA WORKFORCE DEVELOPMENT



Executive Summary

In 2014, the **accommodation & food services** sector comprised 7.9 percent of all employment (public and private sector) in Iowa with 120,322 jobs and an annual average wage of \$14,418. Although this wage is 66.1 percent lower than the statewide average of \$42,536 for all industries, there is a greater ratio of part-time employment in addition to lower hourly rates than other industries. The average wage does not include tips or gratuities earned by wait staff, bell hops, and bartenders that are not reported to their employers.

Employment in this sector has recovered well since reaching its recession-low in 2010. **Accommodation & food services** has grown nearly 8.2 percent since the lowest employment of 111,206 jobs in 2010 and surpassed the pre-recession high of 117,590 employees from 2007. After remaining fairly flat through the recession, wages have also increased in recent years. Also, since 2010 annual wages increased from \$12,668 to \$14,418 or 13.8 percent.

This industry typically employs the most young workers in Iowa. In 2013, the most recent year available, 30.7 percent of the sector's workers were between the ages of 14 and 21. Females workers accounted for 57.8 percent of all workers in this industry.





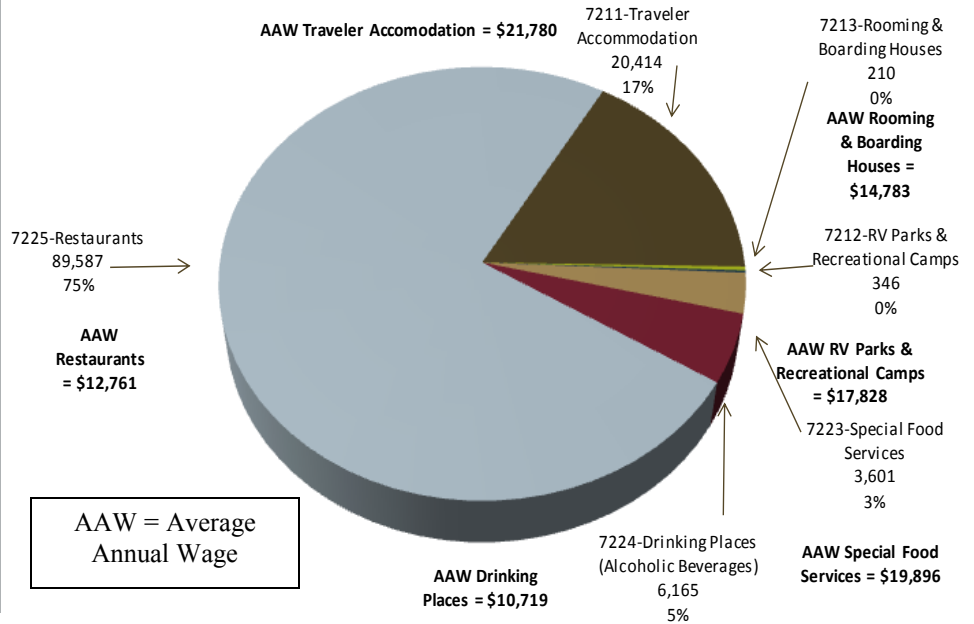
ACCOMMODATION & FOOD SERVICES IOWA INDUSTRY PROFILE

What is Accommodation & Food Services?

This sector comprises firms that provide customers with lodging and/or prepare meals, snacks and beverages for immediate consumption. The sector includes both accommodation and food services because the two activities are often combined at the same establishment.

Excluded from this sector are civic and social organizations; amusement and recreation parks; theaters; and other recreation or entertainment facilities providing food and beverage services.

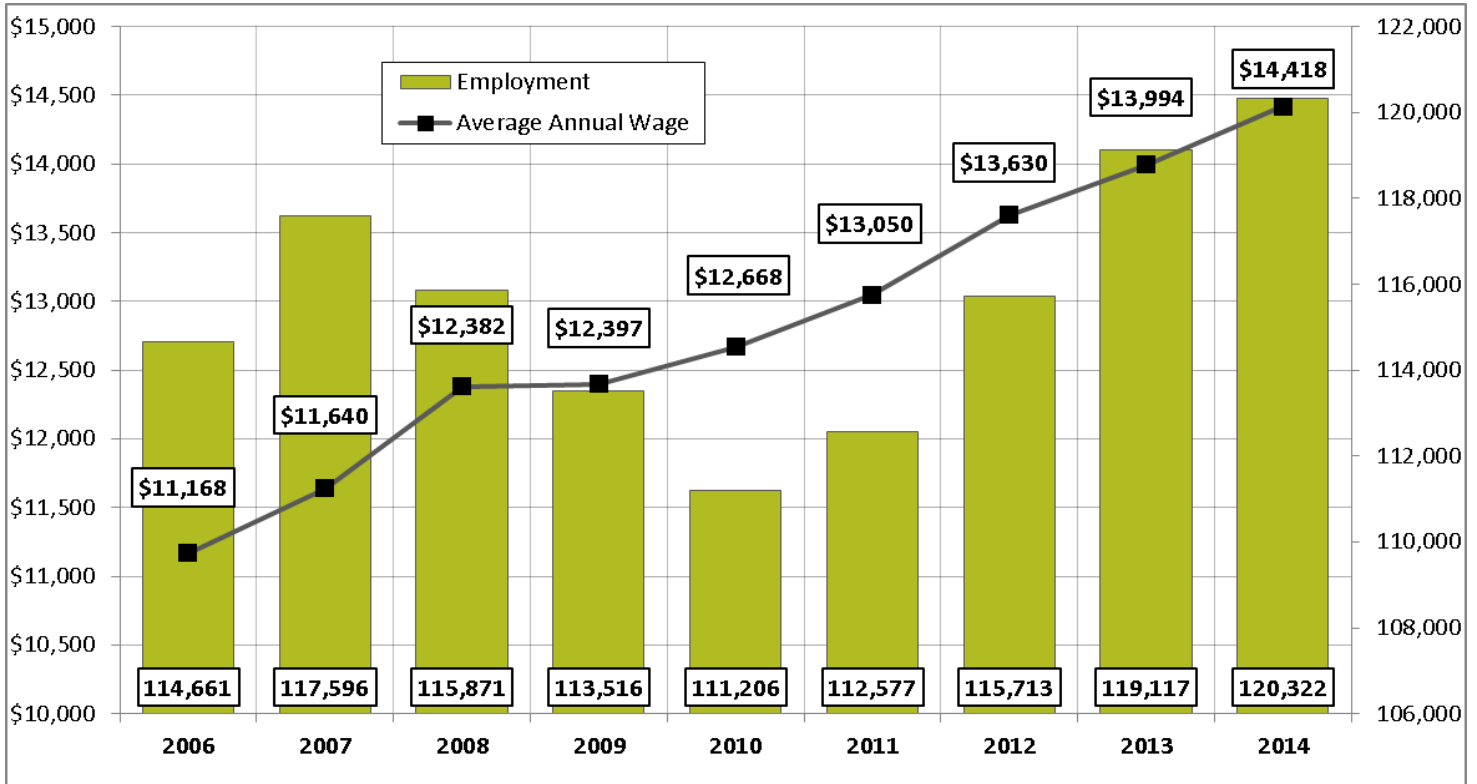
2014 Industry Breakout by Employment in Iowa Accommodation & Food Services NAICS Industry Coding Percentage Employed by Sub-Sector



Source: www.census.gov/naics

Source: Quarterly Census of Employment and Wages (QCEW), Bureau of Labor Statistics

2006-2014 Covered Employment in Accommodation & Food Services in Iowa



Source: Quarterly Census of Employment and Wages (QCEW), Bureau of Labor Statistics

ACCOMMODATION & FOOD SERVICES IOWA INDUSTRY PROFILE



Examples of Major Accommodation & Food Services Employers

Name of Company	Industry
Flower Island Buffet	Restaurants and Other Eating Places
Hickory Park Restaurant Co	Special Food Services
Imu Catering	Special Food Services
John Q Hammons Hotel and Resort	Traveler Accommodation
King's Pointe Waterpark Resort	Traveler Accommodation
Marriott-Des Moines Downtown	Traveler Accommodation
Pzazz! Resort Hotel	Traveler Accommodation
Sheraton-West Des Moines	Traveler Accommodation
Sundown Mountain Resort	Traveler Accommodation
Winnebago Tribe of Nebraska	Restaurants and Other Eating Places

Source: *Infogroup USA*

Employers

In 2014, employers in **accommodation & food services** averaged 7,057 locations across Iowa.

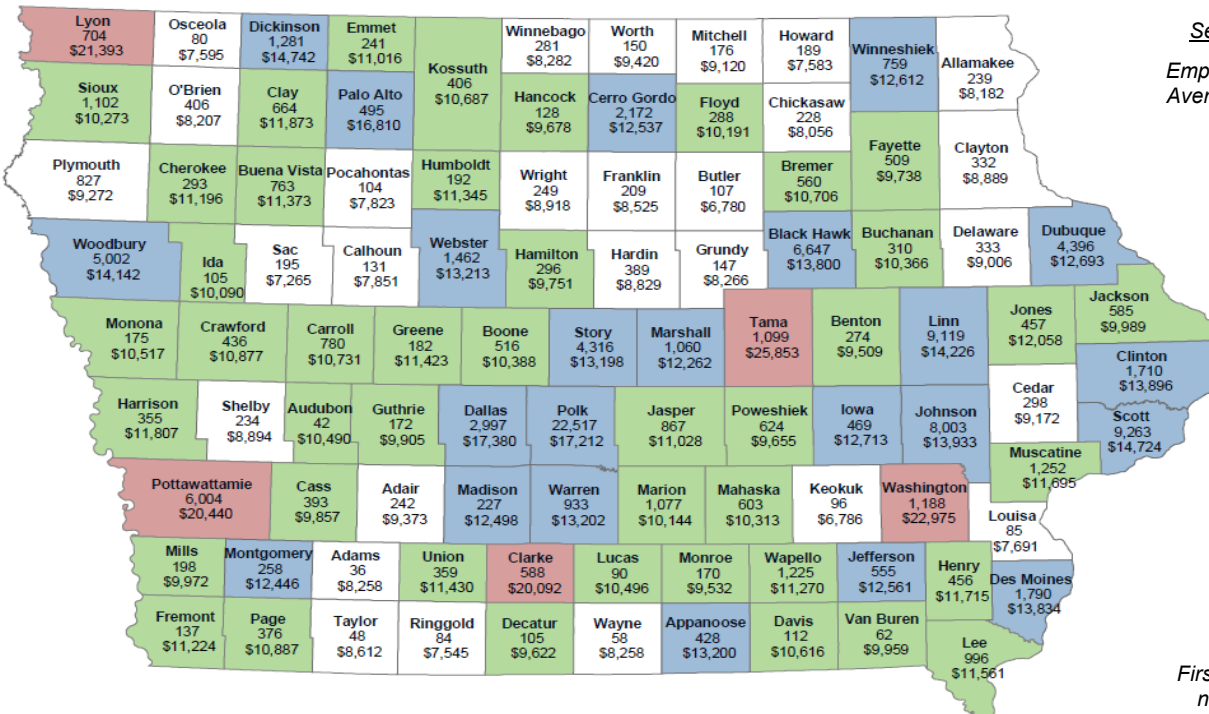
This sector's employment was distributed between two major categories. The larger, **food service & drinking places**, employed 99,352 workers (82.4%).

Wages in **food services & drinking places** averaged \$12,893 in 2014; however, this wage includes part-time and seasonal help. The average wage for the 20,970 **accommodation** employees was much higher, averaging \$21,645 per year over the same period.

2014 Covered Employment in Accommodation & Food Services by County

Average Annual Wage:

- Less than \$9,420
- \$9,421 to \$12,058
- \$12,059 to \$17,380
- Greater than \$17,381



Sector Statewide:
Employment - 120,322
Average Annual Wage
\$14,418

Label Key:
First line is the county name followed by average employment and finally, average wage.

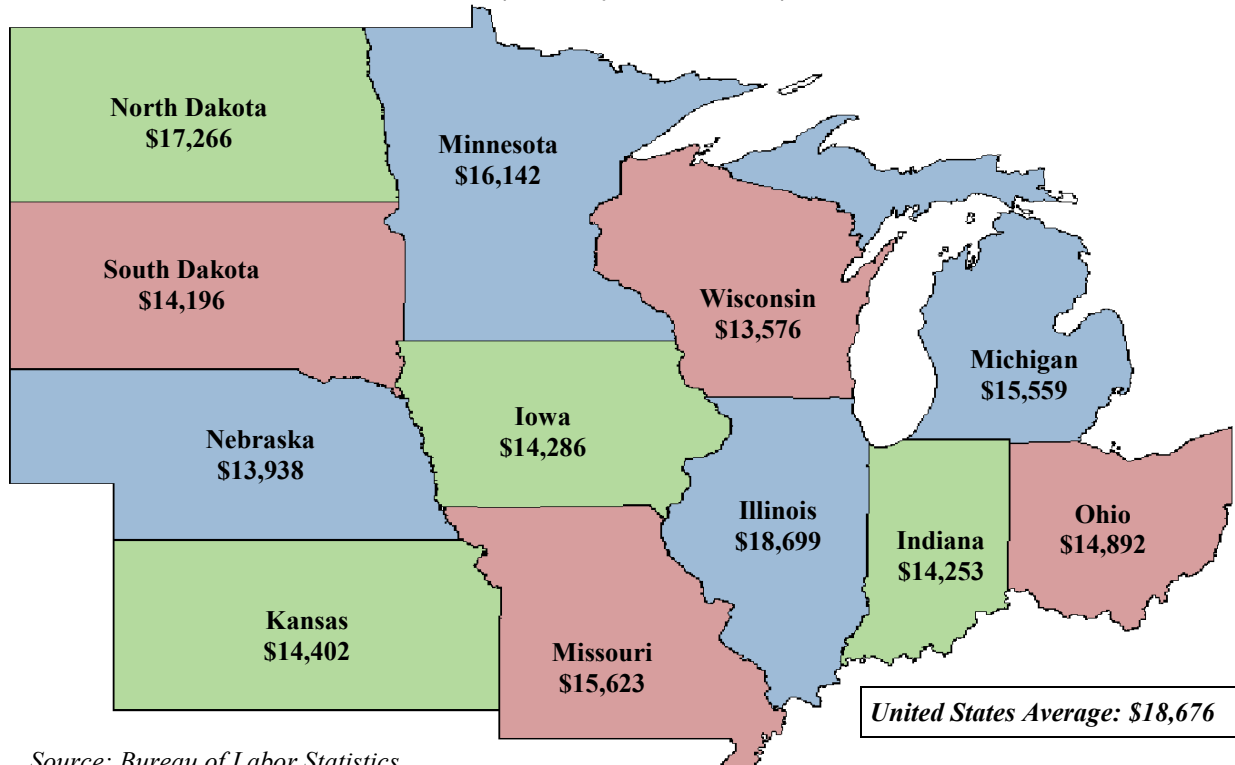
Source: *Quarterly Census of Employment and Wages (QCEW), Bureau of Labor Statistics*



ACCOMMODATION & FOOD SERVICES IOWA INDUSTRY PROFILE

2014 Average Annual Wage for Covered Employment in Accommodation & Food Services

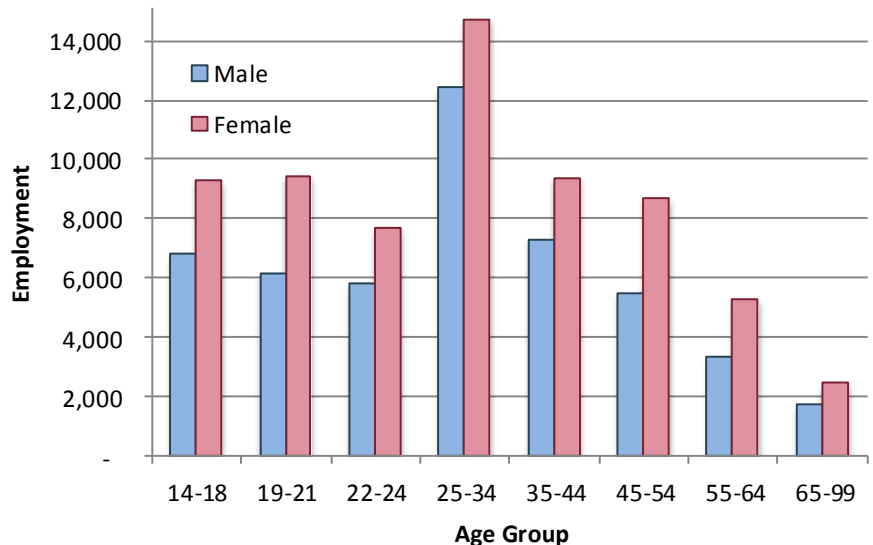
State Comparisons by Private Ownership



Source: Bureau of Labor Statistics

Industry Distribution by Age and Gender

2013 Average Annual



Source: Local Employment Dynamics, Iowa Workforce Development and U.S. Census Bureau
<http://lehd.did.census.gov>

Contact Information

Iowa Workforce Development, Employment Statistics Bureau

1000 E Grand Ave
Des Moines, IA 50319
800-532-1249;
Fax: 515-281-8195
iwd.lmi@iwd.iowa.gov

www.iowaworkforcedevelopment.gov

*Equal opportunity
employer/program.*

*Auxiliary aids and services are available
upon request to individuals with disabilities.*

TTY 515-281-4748
1-800-831-1399

IOWA
WORKFORCE
DEVELOPMENT

Smart. Results.

<https://www.iowaworkforcedevelopment.gov/labor-market-information-division>