

# Region 13

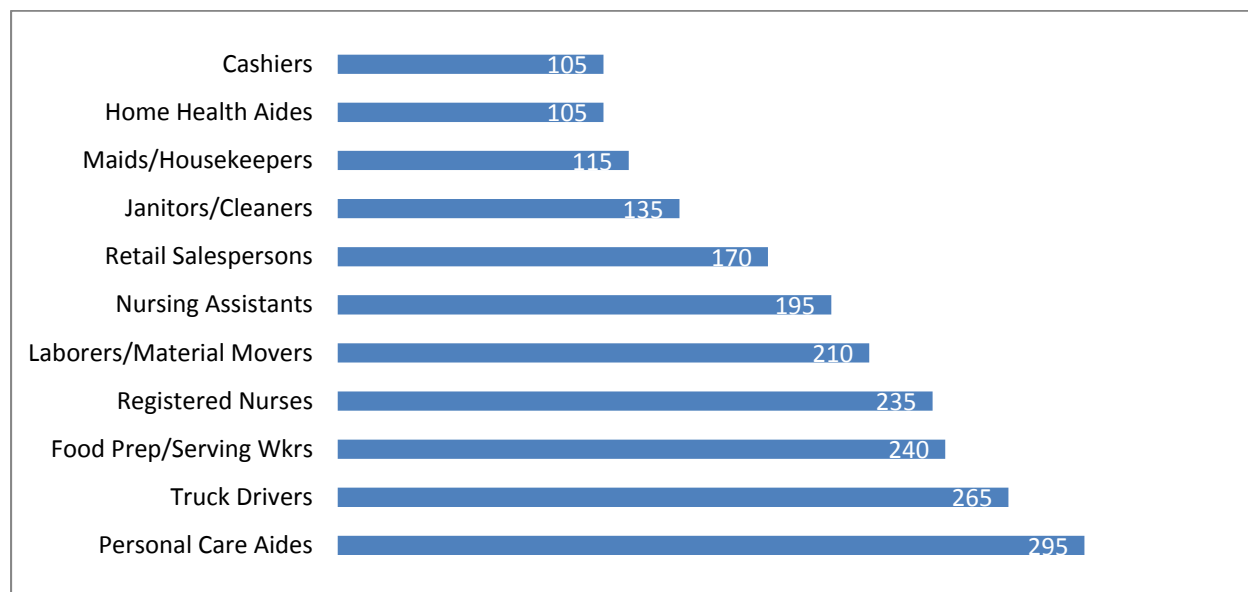
## 2014-2024 Occupational Projections Summary

Region 13’s occupational employment is expected to increase by 8.0% from 2014 to 2024 (or .8% annually). Job growth will vary across major occupational groups depending on the industry. Service-providing occupations are generally expected to outperform goods-producing occupations. This is reflected in both employment change and growth rates.

Major occupational groups expected to grow at or faster than the regional annual average are Computer/Mathematical (1.5%); Life, Physical, and Social Science (0.8%); Community and Social Service (1.3%); Healthcare Practitioner (1.4%); Healthcare Support (1.7%); Building/Grounds Cleaning and Maintenance (1.1%); Personal Care (1.4%); Construction (1.3%); Installation, Maintenance, and Repair (1.1%); and Transportation/Material Moving (.9%). Growing less than the regional average include management (.3%); Business/Financial (.7%); Architecture/Engineering (.3%); Legal (.6%); Arts, Design, Entertainment, Sports, and Media (.5%); Protective Service (.6%); Sales (.6%); Office/Administrative (.3%); Farming, Fishing, and Forestry (-.2%); and Production (.9%) major occupational groups. Education and Food Prep/Serving occupational groups are growing at the regional average. A detailed look of 2014-2024 major occupational trends follows.

### Region 13’s Occupations with the Largest Projected Job Growth, 2014-2024

Region 13’s top eleven occupations expected to have the largest employment growth for 2014-2024 will account for 2,070 (or 31%) of the projected 6,615 new jobs. The major occupational groups of Healthcare; Food Prep/Serving; Personal Care; and Transportation/Material Moving will account for 1,545 (or 75%) of the 2,070 new jobs as shown below.



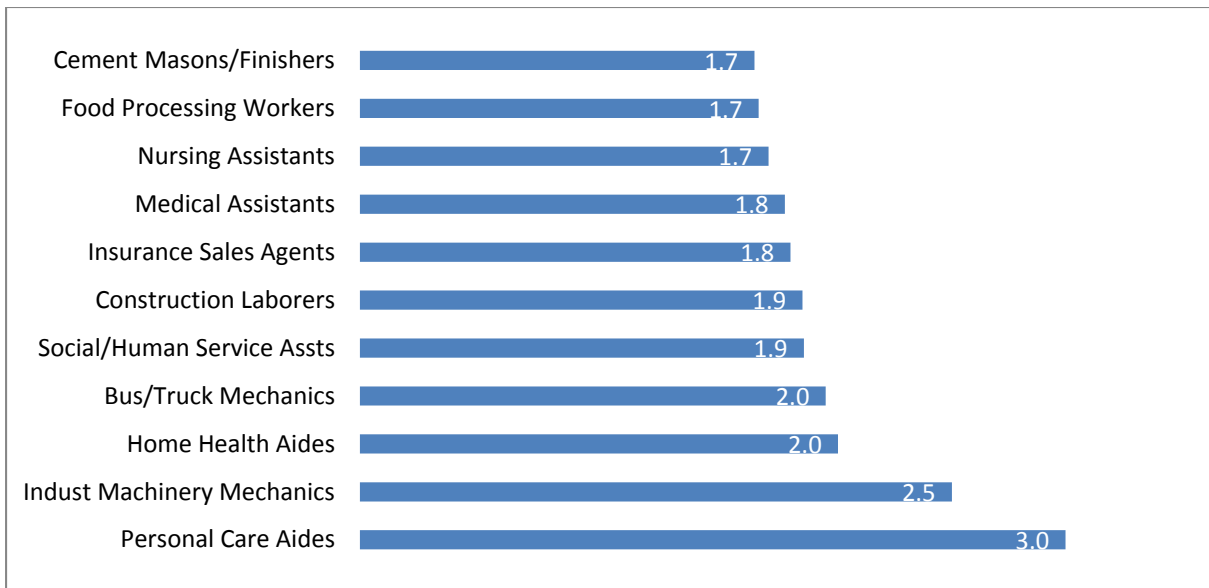
## Region 13's Occupations with the Largest Projected Job Decline, 2014-2024

Region 13 expects five occupations to account for an employment decline of 120 jobs for 2014-2024. Bookkeeping/Accounting Clerks and Cooks, Fast Food will account for 115 (or 74%) of the 155 jobs as shown below.

Occupations	# of Jobs
Bookkeeping, Accounting, and Auditing Clerks	-60
Cooks, Fast Food	-55
Managers, All Other	-20
Agricultural Workers, All Other	-15
Tellers	-5

## Region 13's Fast Growing Occupations, 2014-2024

Region 13's top eleven occupations expected to have the largest percentage of employment growth for 2014-2024 are primarily in the Personal Care; Construction; and Installation, Maintenance, and Repair major occupational groups as shown below. In conjunction with strong growth, occupational employment levels are to be reviewed in determining the largest number of job openings.



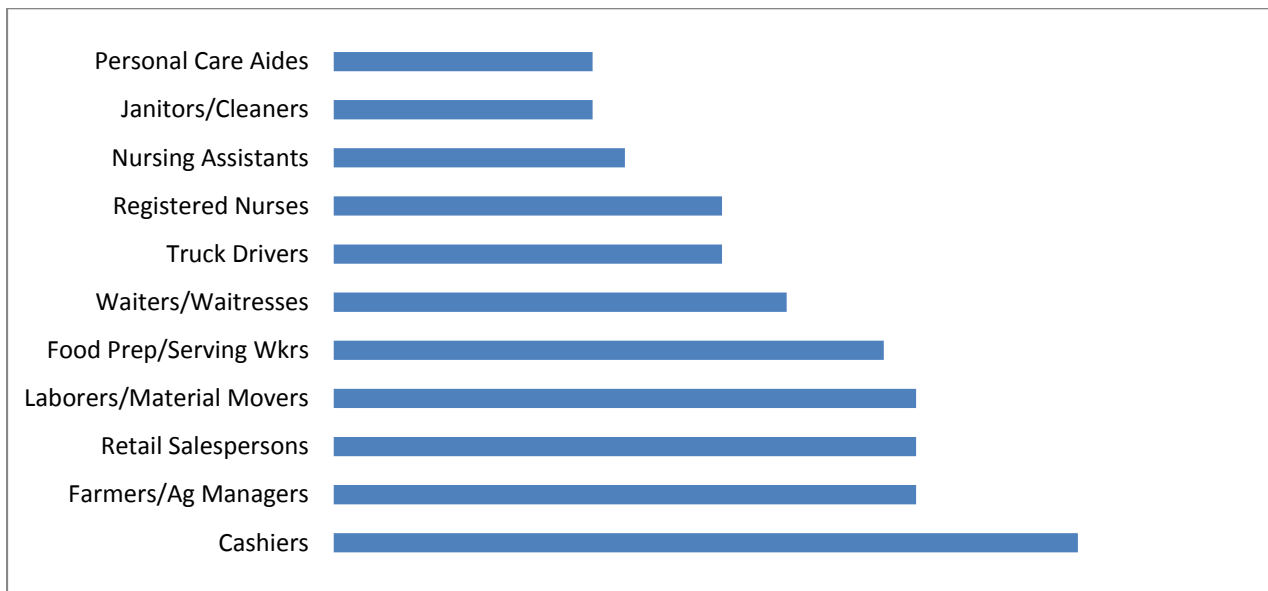
## Region 13's Fast Declining Occupations, 2014-2024

Region 13 expects the Postal Mail Carrier occupation to have the largest percentage of employment decline for 2014-2024 as shown below. Employment costs, competition, technological change and other economic factors may contribute to deteriorating industry employment. While such occupations may be considered a source for employment, careful thought should be given to training time and costs.

Occupation	% Change
Cooks, Fast Food	-1.5
Bookkeeping, Accounting, and Auditing Clerks	-0.6
Agricultural Workers, All Other	-0.4
Managers, All Other	-0.3
Tellers	-0.1

## Region 13's Occupations with the Most Annual Openings, 2014-2024

Region 13's top eleven occupations expected to have the most annual openings for 2014-2024 will account for 785 (or 29%) of the projected 2,675 openings. The major occupational groups of Management; Healthcare; Sales; Food Prep/Serving; and Transportation/Material Moving will account for 705 (or 90%) of the 785 openings as shown below.



Source: Labor Market and Workforce Information Division, Iowa Workforce Development