


*II. Personnel records in
vocational education*

1972

Career Education

Iowa Department of Public Instruction

LC
1048
.V63
C37
1972



STUDENT FOLLOW - UP

STUDENTS TERMINATING DURING SCHOOL YEAR 1971 - 1972
STATUS AS OF NOVEMBER 15, 1972

3-179

State of Iowa
DEPARTMENT OF PUBLIC INSTRUCTION
Guidance Services Section
Grimes State Office Building
Des Moines, Iowa 50319

STATE BOARD OF PUBLIC INSTRUCTION

Mrs. Virgil E. Shepard, President, Allison
T. J. Heronimus, Vice-President, Grundy Center
Stanley R. Barber, Wellman
Robert J. Beecher, Creston
Mrs. Richard G. Cole, Decorah
Ronald P. Hallock, West Des Moines
Miss Virginia Harper, Fort Madison
Mrs. Earl G. Sievers, Avoca
John E. van der Linden, Sibley

ADMINISTRATION

Robert D. Benton, State Superintendent, and Executive Office
of the State Board of Public Instruction
David H. Bechtel, Administrative Assistant
Richard N. Smith, Deputy State Superintendent

Area Schools and Career Education Branch

William M. Baley, Associate Superintendent, Area Schools
W. O. Schuermann, Director, Career Education
Jim Athen, Assistant Director, Career Education

Pupil Personnel Services Branch

Drexel D. Lange, Associate Superintendent

Guidance Services Section

Giles J. Smith, Chief
Erik B. Eriksen, Consultant
James E. Forsyth, Consultant
Edward L. Ranney, Consultant

ACKNOWLEDGEMENTS

A most sincere expression of appreciation is extended to the following disciplines in education in the State of Iowa for their contribution and support in this career education follow-up publication:

State Board of Public Instruction

Area Schools

Student Personnel Services and
Career Education staff(s)

Local Secondary School Districts

High School counselor(s) and
Career Education staff(s)

The combined cooperative efforts of people are of utmost importance in this statewide career education follow-up effort. Further continuance of a combined cooperative effort to help study the significance of how we are meeting the career needs of students is anticipated.

Pupil Personnel Services Branch



Edward L. Ranney, Consultant
Guidance Services Section

TABLE OF CONTENTS

	<u>PAGE</u>
Introduction	1
Limitations	1
Method	2

LIST OF GRAPHS

Number Of Students Included In Follow-up Study And Completion Data (School Year 1971-72)	3
Employment Status As Of November 15, 1972 Of Students Who Completed Career Education Programs (School Year 1971-72)	4
Weekly Wages Received By Students Who Completed Career Education Programs During School Year 1971-72 (Status As Of November 15, 1972 of Full-time Employed Students)	5
Primary Reasons For Non-Employment Of Students Who Completed Career Education Programs - Status As Of November 15, 1972 (School Year 1971-72)	6
Status As Of November 15, 1972 Of Those Students Who Completed Career Education Programs And Are Continuing Their Education (School Year 1971-72)	7
Military Status As Of November 15, 1972 Of Students Who Completed Career Education Programs (School Year 1971-72)	8
Status As Of November 15, 1972 Of Special Needs Students Who Completed Career Education Programs (School Year 1971-72)	9
Status As Of November 15, 1972 Of Students Completing <u>Agriculture</u> Programs (School Year 1971-72)	10
Status As Of November 15, 1972 Of Students Completing <u>Distributive Education</u> Programs (School Year 1971-72)	11
Status As Of November 15, 1972 Of Students Completing <u>Health</u> Programs (School Year 1971-72)	12
Status As Of November 15, 1972 Of Students Completing <u>Home Economics</u> (<u>Gainful</u>) Programs (School Year 1971-72)	13

INTRODUCTION

The identified population in this Career Education Follow-up study consisted of 16,979 students terminating enrollment in approved career education programs during the 1971-72 school year. The students surveyed included those who terminated an approved career education program either by completion or withdrawal before completion.

Data was collected at the secondary (grades 9-12) and first- and second-year post-secondary levels (area schools) on students who were enrolled in 214 secondary schools and 15 post-secondary schools offering approved career education programs.

LIMITATIONS

Information regarding the career education students was submitted on an MRC form (No. 2732) through a joint effort of local career education and guidance staffs. Printed instructions were provided by the Guidance Services Section as a guideline in recording the required information on the collection instrument. Numerous forms, however, were returned with less than completed data. The information outlined in the following pages is a summary of the data submitted by the local and area educational agencies.

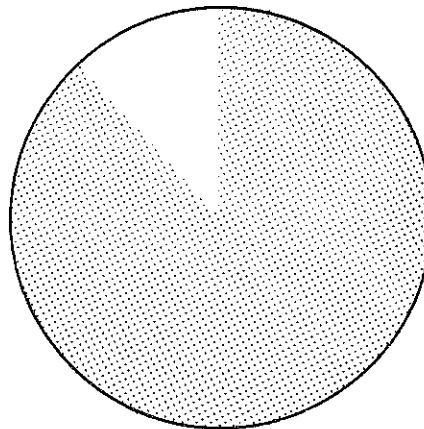
Despite the fact that information was not available for all students terminating career education programs during the 1971-72 school year, the data compiled on the respondents serves as a sample of the total career education population in the State of Iowa.

WHEN EXAMINING THE INFORMATION, IT MUST BE UNDERSTOOD THAT THIS DATA DOES NOT REPRESENT ALL THE STUDENTS KNOWN TO HAVE BEEN ENROLLED IN

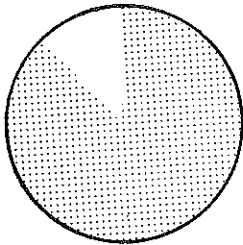
NUMBER OF STUDENTS INCLUDED IN
FOLLOW-UP STUDY AND COMPLETION DATA
1971-72 School Year

Secondary

TOTAL

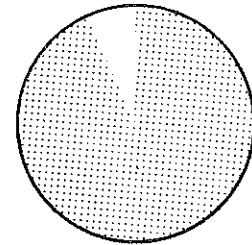


-7,349 students (87.59%)
completed career education
programs
-1,041 students (12.41%)
did not complete career
education programs



MEN

-5,542 or 86.27% completed
program
-13.73% did not complete
program

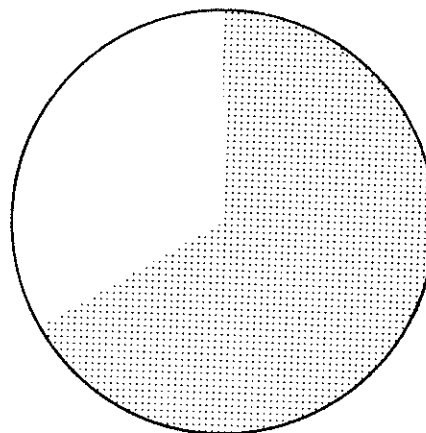


WOMEN

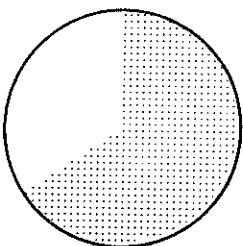
-1,807 or 91.91% completed
program
-8.09% did not complete
program

Post-Secondary

TOTAL

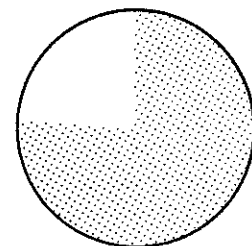


-5,845 students (68.05%)
completed career education
programs
-2,744 students (31.95%)
did not complete career
education programs



MEN

-2,999 or 61.95% completed
program
-38.05% did not complete
program

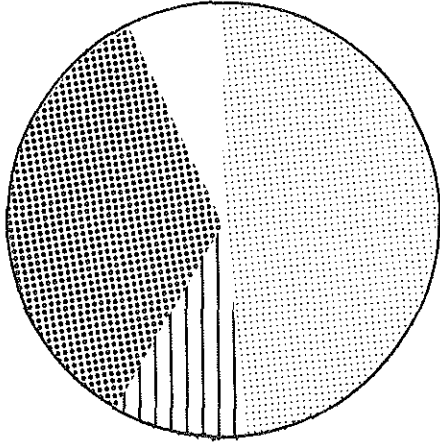






WOMEN

-2,846 or 75.93% completed
program
-24.07% did not complete
program

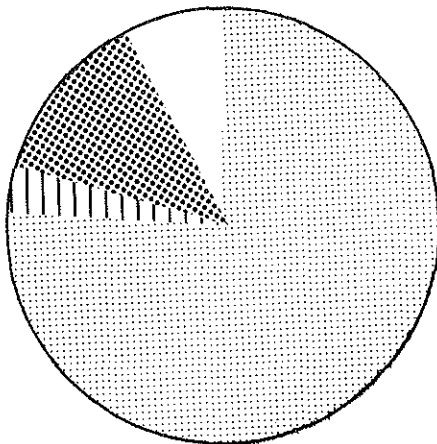
EMPLOYMENT STATUS AS OF NOVEMBER 15, 1972 OF
STUDENTS WHO COMPLETED CAREER EDUCATION PROGRAMS
1971-72 School Year





Secondary



-  Employed full time
3,525 students (47.97%)
-  Employed part time
749 students (10.19%)
-  Not employed
2,482 students (33.77%)
-  Employment status unknown
593 students (8.07%)

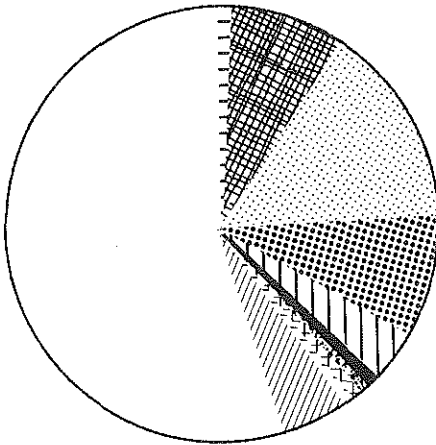
Post-Secondary



-  Employed full time
4,562 students (78.05%)
-  Employed part time
194 students (3.32%)
-  Not employed
578 students (9.89%)
-  Employment status unknown
511 students (8.74%)

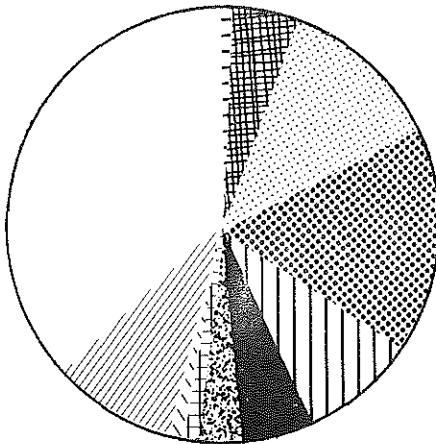
*WEEKLY WAGES RECEIVED BY STUDENTS
WHO COMPLETED CAREER EDUCATION PROGRAMS
DURING SCHOOL YEAR 1971-72
(Status As Of November 15, 1972
of Full-time Employed Students)*

Secondary



	\$50 - Less	(1.02%)
	\$51 - \$75	(7.91%)
	\$76 - \$100	(14.97%)
	\$101 - \$125	(9.82%)
	\$126 - \$150	(3.31%)
	\$151 - \$175	(1.33%)
	\$176 - \$200	(.44%)
	\$201 - \$225	(.12%)
	\$226 - Up	(.09%)
	Other	(4.30%)
	NO DATA REPORTED	(56.69%)

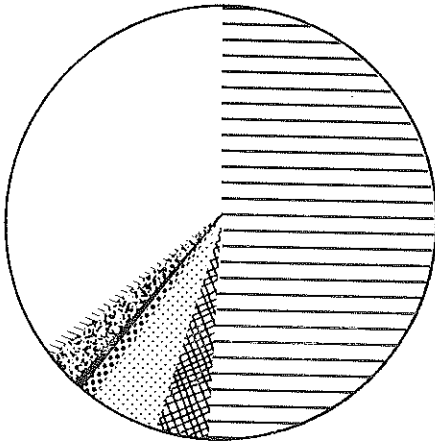
Post-Secondary











	\$50 - Less	(.41%)
	\$51 - \$75	(5.46%)
	\$76 - \$100	(11.51%)
	\$101 - \$125	(16.27%)
	\$126 - \$150	(8.73%)
	\$151 - \$175	(5.42%)
	\$176 - \$200	(2.58%)
	\$201 - \$225	(1.40%)
	\$226 - Up	(1.68%)
	Other	(10.71%)
	NO DATA REPORTED	(35.83%)

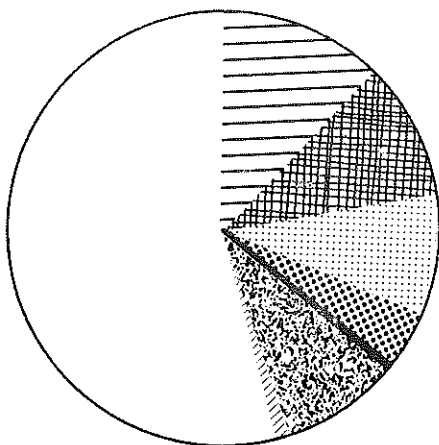
PRIMARY REASONS FOR NON-EMPLOYMENT OF
STUDENTS WHO COMPLETED CAREER EDUCATION PROGRAMS
STATUS AS OF NOVEMBER 15, 1972
1971-72 School Year









Secondary



-  Educational program
1,943 students (50.86%)
-  Marriage
156 students (4.08%)
-  Active military duty
205 students (5.37%)
-  No desire to work
42 students (1.10%)
-  Lack of employable skills
23 students (.60%)
-  Lack of job opportunity
94 students (2.46%)
-  Illness
6 students (.16%)
-  NO DATA REPORTED
1,351 students (35.37%)

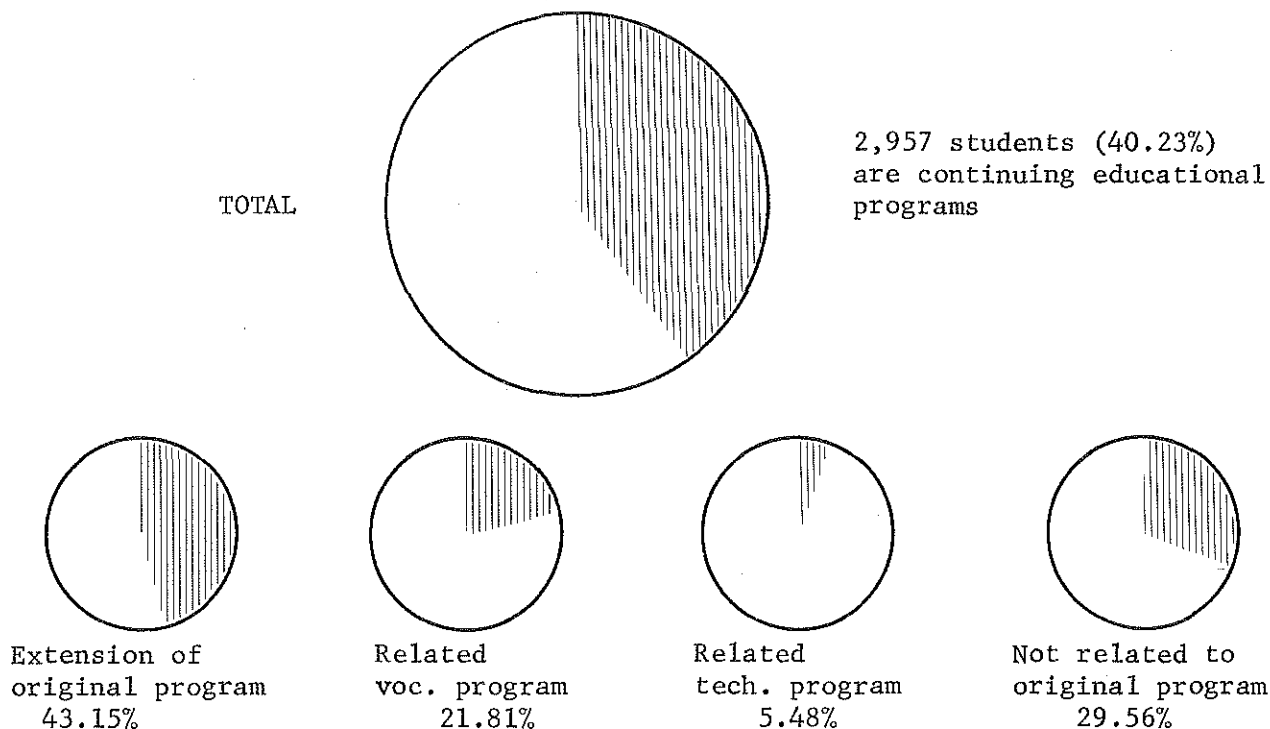
Post-Secondary



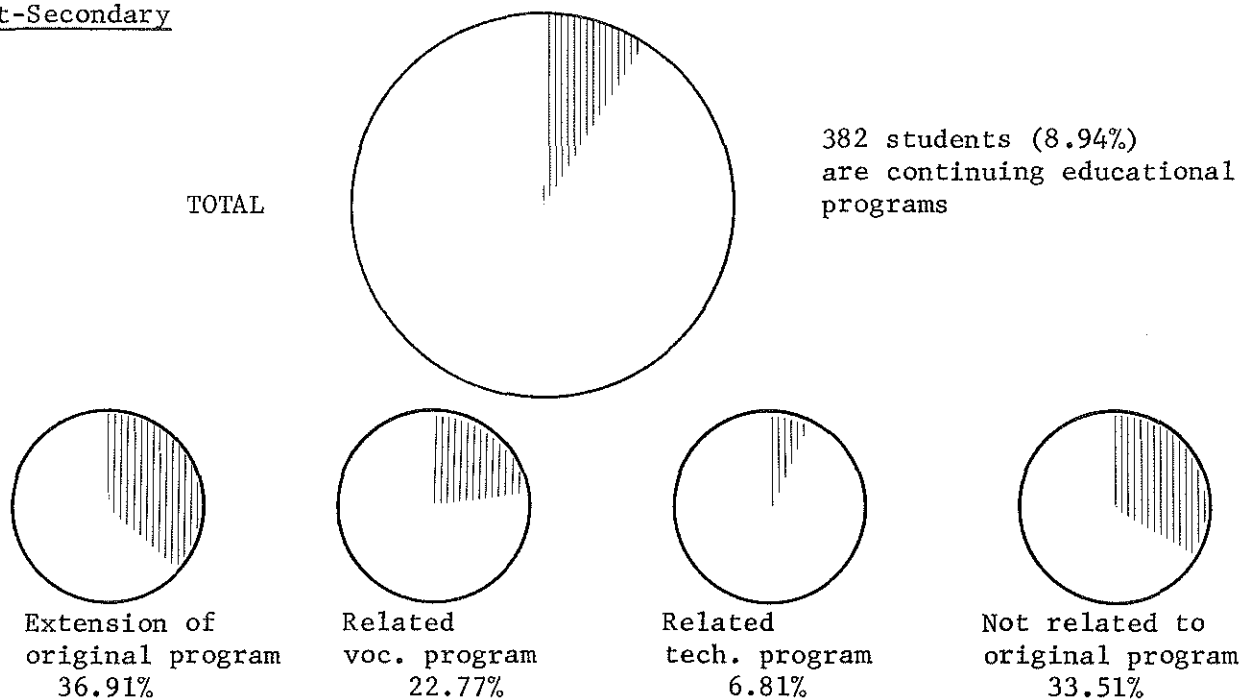
-  Educational program
147 students (11.44%)
-  Marriage
132 students (10.28%)
-  Active military duty
111 students (8.64%)
-  No desire to work
51 students (3.97%)
-  Lack of employable skills
7 students (.55%)
-  Lack of job opportunity
112 students (8.72%)
-  Illness
9 students (.70%)
-  NO DATA REPORTED
715 students (55.70%)

STATUS AS OF NOVEMBER 15, 1972 OF THOSE STUDENTS
WHO COMPLETED CAREER EDUCATION PROGRAMS AND ARE
CONTINUING THEIR EDUCATION
1971-72 School Year

Secondary




Post-Secondary



MILITARY STATUS AS OF NOVEMBER 15, 1972 OF
 STUDENTS WHO COMPLETED CAREER EDUCATION PROGRAMS
 1971-72 School Year


Secondary

Post-Secondary




404 students
 or 5.03%

Full-time
 active duty

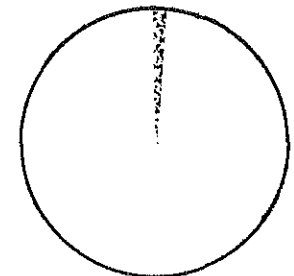


228 students
 or 3.72%




34 students
 or .42%

Part-time
 active duty

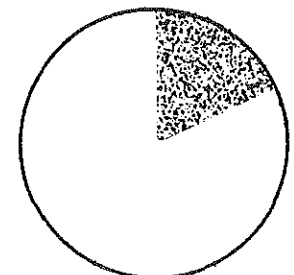


63 students
 or 1.03%

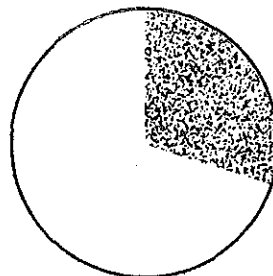


5,292 students
 or 65.85%

Preparing to meet
 active duty obliga-
 tion

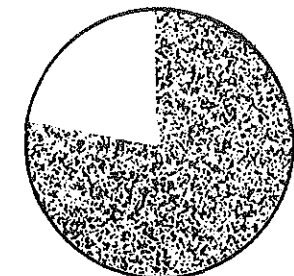


1,112 students
 or 18.12%



2,306 students
 or 28.70%

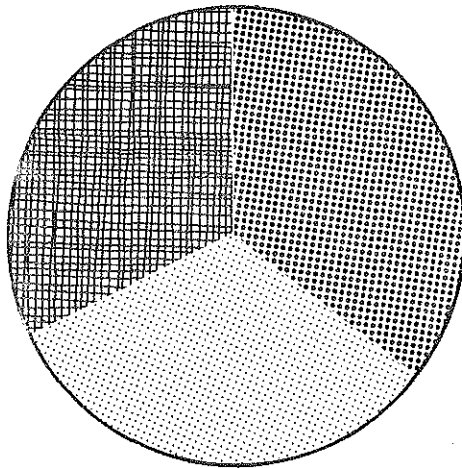
No future active
 duty obligation







4,734 students
 or 77.13%

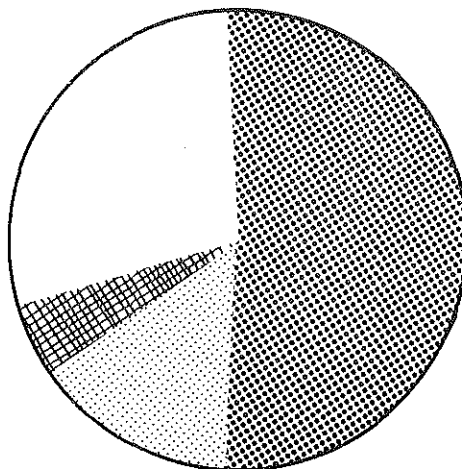
*STATUS AS OF NOVEMBER 15, 1972 OF SPECIAL
NEEDS STUDENTS WHO COMPLETED CAREER EDUCATION PROGRAMS
1971-72 School Year*





Secondary



-  Employed full time
287 students (35.21%)
-  Not employed
265 students (32.51%)
-  Continuing education
263 students (32.28%)
-  Status unknown
0 students (0.00%)

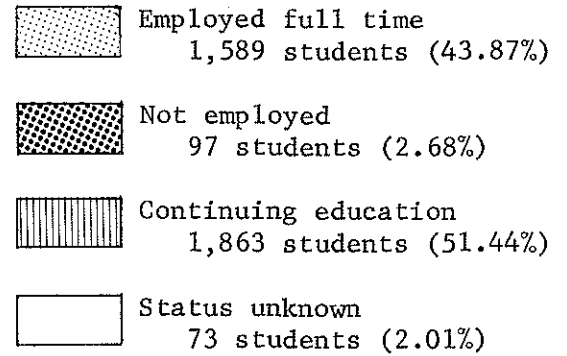
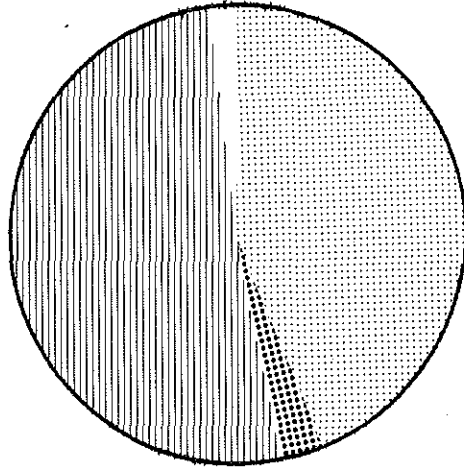
Post-Secondary



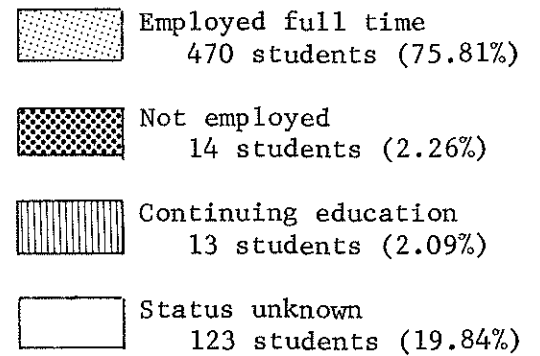
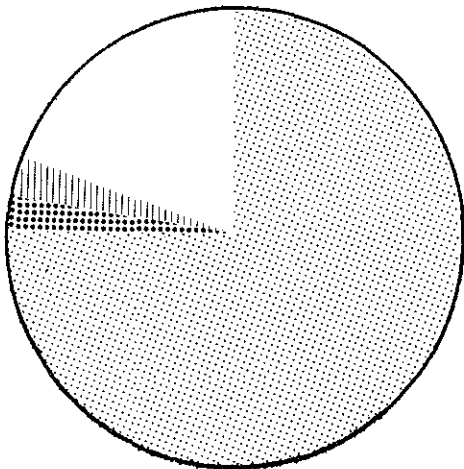
-  Employed full time
636 students (51.58%)
-  Not employed
173 students (14.03%)
-  Continuing education
61 students (4.95%)
-  Status unknown
363 students (29.44%)

STATUS AS OF NOVEMBER 15, 1972 OF
STUDENTS COMPLETING AGRICULTURE PROGRAMS
1971-72 School Year

Secondary

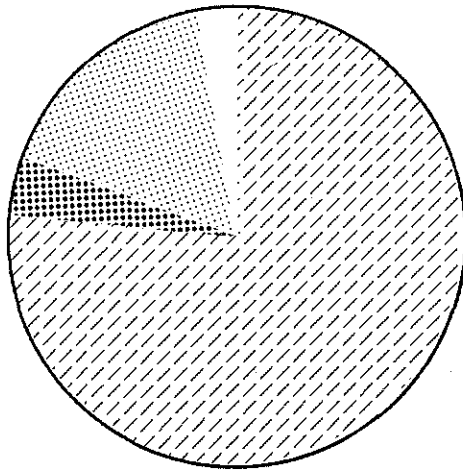


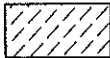



Post-Secondary



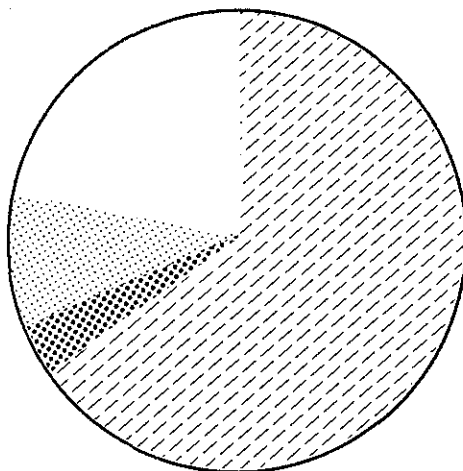
STATUS AS OF NOVEMBER 15, 1972 OF STUDENTS
COMPLETING DISTRIBUTIVE EDUCATION PROGRAMS
1971-72 School Year

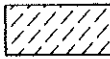



Secondary



	Employed full time 950 students (76.43%)
	Not employed 52 students (4.18%)
	Continuing education 197 students (15.85%)
	Status unknown 44 students (3.54%)

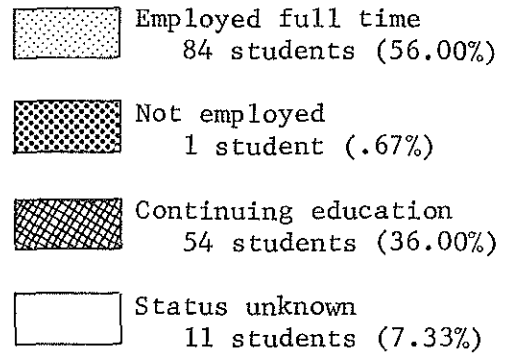
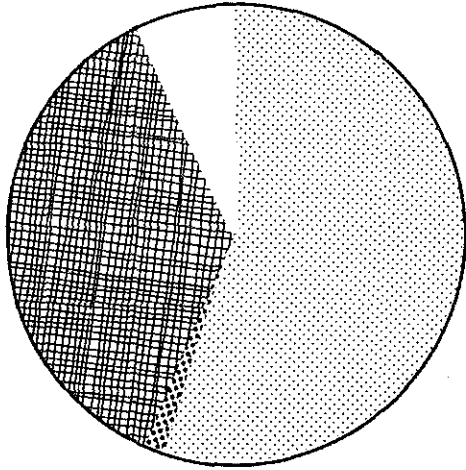
Post-Secondary



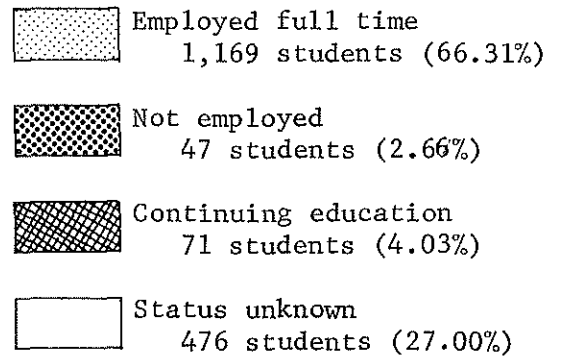
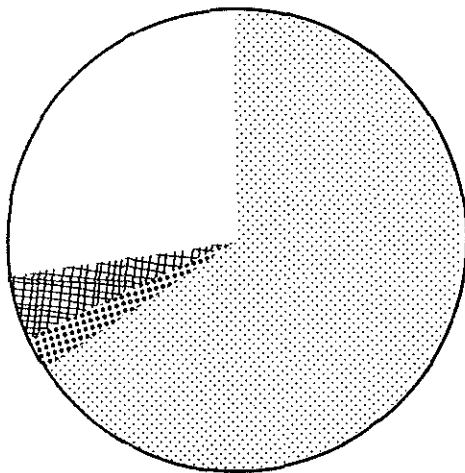
	Employed full time 229 students (65.43%)
	Not employed 14 students (4.00%)
	Continuing education 31 students (8.86%)
	Status unknown 76 students (21.71%)

STATUS AS OF NOVEMBER 15, 1972 OF
STUDENTS COMPLETING HEALTH PROGRAMS
1971-72 School Year

Secondary



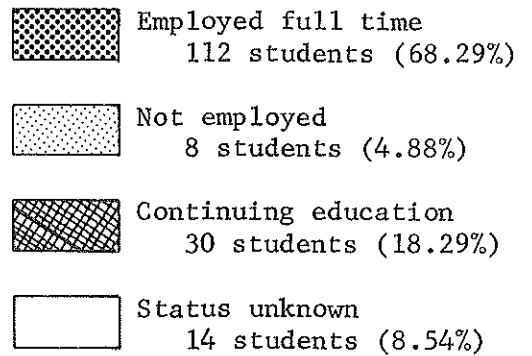
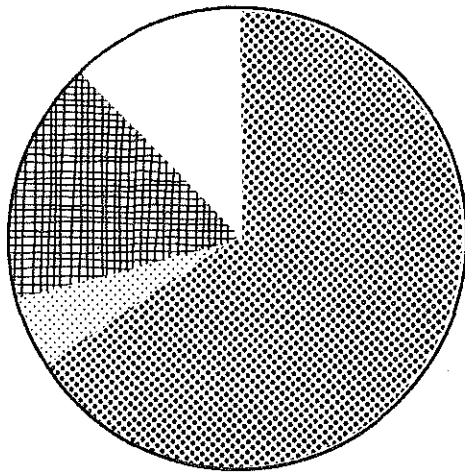
Post-Secondary



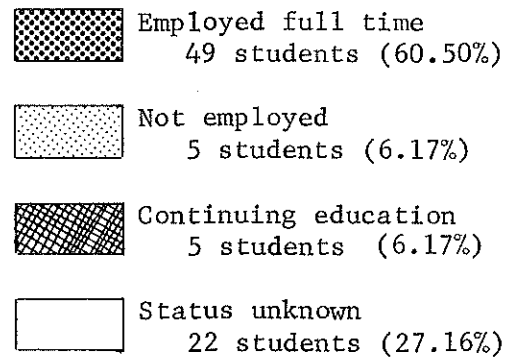
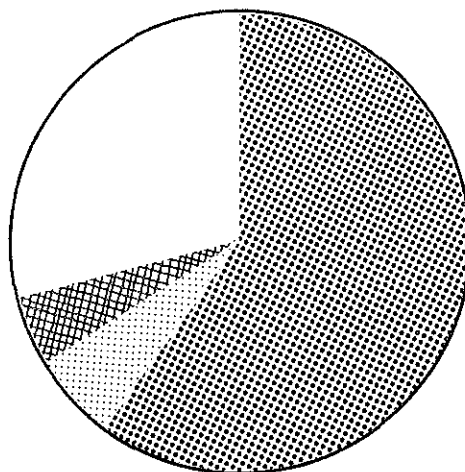
STATUS AS OF NOVEMBER 15, 1972 OF STUDENTS COMPLETING
HOME ECONOMICS (GAINFUL) PROGRAMS

1971-72 School Year

Secondary

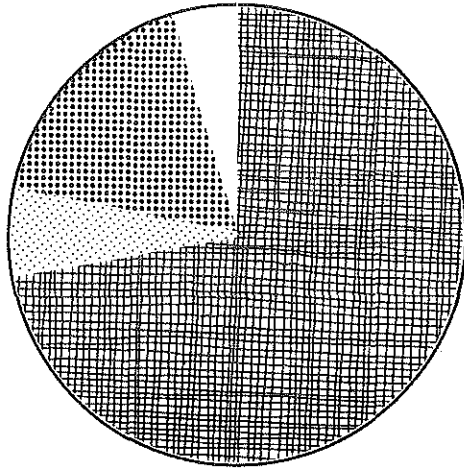






Post-Secondary



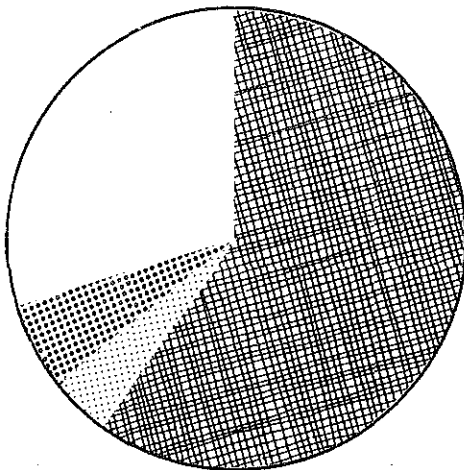
STATUS AS OF NOVEMBER 15, 1972 OF STUDENTS
COMPLETING OFFICE OCCUPATIONS PROGRAMS
1971-72 School Year





Secondary



	Employed full time 498 students (72.17%)
	Not employed 42 students (6.09%)
	Continuing education 119 students (17.25%)
	Status unknown 31 students (4.49%)

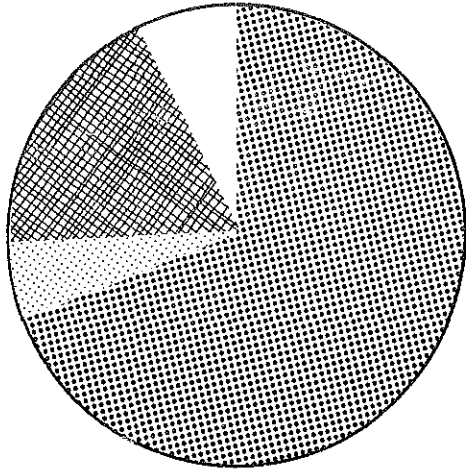
Post-Secondary







	Employed full time 965 students (60.05%)
	Not employed 68 students (4.23%)
	Continuing education 94 students (5.85%)
	Status unknown 480 students (29.87%)

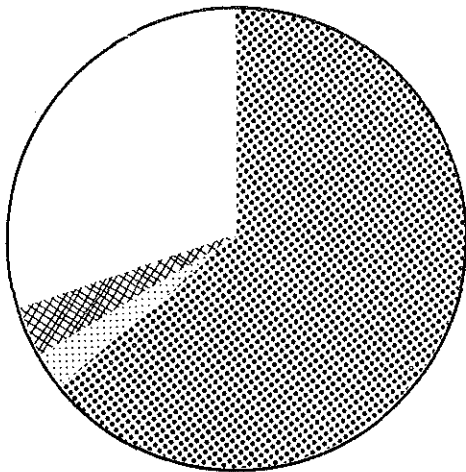
STATUS AS OF NOVEMBER 15, 1972 OF STUDENTS COMPLETING
TRADES AND INDUSTRY PROGRAMS
1971-72 School Year





Secondary



	Employed full time 1,263 students (69.17%)
	Not employed 92 students (5.04%)
	Continuing education 338 students (18.51%)
	Status unknown 133 students (7.28%)

Post-Secondary



	Employed full time 1,555 students (64.05%)
	Not employed 53 students (2.18%)
	Continuing education 84 students (3.46%)
	Status unknown 736 students (30.31%)

APPENDIX A

Participating Area Schools and Local Educational Districts
1972 Vocational Education Student Follow-up

Information was requested from secondary and post-secondary educational corporations as listed in this appendix for the 1972 follow-up study. Participation of these corporations in this effort is designated in the following manner:

x = data was returned ON TIME in acceptable form for data processing

- = data was not returned ON TIME or in acceptable form for data processing

The cooperation of local educational districts in this statewide career education follow-up effort was excellent from a large percentage of the school districts involved. A combined cooperative effort of participating districts is anticipated in future studies.

PARTICIPATING AREA SCHOOLS AND LOCAL EDUCATIONAL DISTRICTS
1972 VOCATIONAL EDUCATION STUDENT FOLLOW-UP

Area Co.	District Name	Ag.	DE	HE*	OE	T&I	Area Co.	District Name	Ag.	DE	HE*	OE	T&I
0006 42	Ackley-Geneva	x					0007 86	Dysart-Geneseo	x				
0011 39	Adair-Casey	x					0005 99	Eagle Grove	x				
0012 75	Akron	x					0011 61	Earlham	x				
0005 11	Albert City-Truesdale	x					0005 37	East Greene (Grand Jct.)	x				
0015 68	Albia	x					0012 67	East Monona (Moorhead)	x				
0010 57	Alburnett	x					0012 97	Eastwood (Correctionville)	-				
0006 42	Alden	x					0015 90	Eddyville	-				
0003 55	Algona	x	x			x	0008 28	Edgewood-Colesburg	x				
0001 03	Allamakee (Waukon)	x	x			x	0006 42	Eldora	x				
0005 11	Alta	x					0013 83	Elk Horn	x				
0011 85	Ames		x			x	0003 32	Estherville	x	x			x
0010 53	Anamosa	x					0003 21	Everly	-				
0011 77	Ankeny	x	x				0013 05	Exira	-				
0007 12	Aplington	x					0015 51	Fairfield	x				x
0003 32	Armstrong	x					0013 36	Farragut	x				
0013 15	Atlantic	x					0002 95	Forest City	-				
0013 05	Audubon	x				x	0005 94	Fort Dodge		x			x
0012 18	Aurelia	x					0016 56	Fort Madison		x			x
0014 87	Bedford	x				x	0001 19	Fredericksburg	-				
0010 06	Belle Plaine	x					0001 22	Garnaville	x				
0002 99	Belmond	x					0002 41	Garner-Hayfield	x				
0009 16	Bennett	x					0013 65	Glenwood	-				
0010 06	Benton (Van Horne)	x					0011 14	Glidden-Ralston	x				
0009 82	Bettendorf		x			x	0003 74	Graettinger	x				
0011 08	Boone					x	0014 80	Grand Valley (Kellerton)	x				
0014 01	Bridgewater-Fontanelle	x					0014 01	Greenfield	-				
0002 41	Britt	x					0006 79	Grinnell-Newburg	-				
0006 79	BGM (Brooklyn)	x					0013 15	Griswold	x				
0002 95	Buffalo Center	x					0007 38	Grundy Center	-	-			
0016 29	Burlington		x			x	0011 39	Guthrie Center	x				
0002 35	CAL (Latimer)	-					0001 22	Guttenberg	x				
0009 23	Camanche					x	0013 36	Hamburg	x				
0011 14	Carroll		x			x	0002 35	Hampton	x	x			
0007 07	Cedar Falls	x	x	x		x	0013 83	Harlan	x	x			x
0010 57	Cedar Rapids		x			x	0015 89	Harmony (Farmington)	x				
0015 04	Centerville	x				x	0003 30	Harris-Lake Park	x				
0010 57	Central City	-					0004 71	Hartley	-				
0001 22	Central Clayton (Elkader)	x					0001 45	Howard-Winneshiiek (Cresco)	x	x			
0009 23	Central Clinton (De Witt)	x					0007 07	Hudson	x				
0014 27	Central Decatur (Leon)	x					0005 46	Humboldt	-	-			-
0016 56	Central Lee (Argyle)	x					0012 47	Ida Grove	x				
0004 60	Central Lyon (Rock Rapids)	x					0011 91	Indianola	x				x
0015 59	Chariton	x				x	0011 61	Interstate 35 (Truro)	x				-
0002 34	Charles City	x	x			x	0010 52	Iowa City		x	x		x
0012 24	Charter Oak-Ute	x					0006 42	Iowa Falls	x	x			x
0012 18	Cherokee					x	0010 48	Iowa Valley (Marengo)	x				
0013 73	Clarinda	x					0005 37	Jefferson	x				x
0005 99	Clarion	x					0007 10	Jesup	x				
0014 20	Clarke (Osceola)	x				x	0002 41	Kanawha	x				
0003 21	Clay Central (Royal)	-					0016 56	Keokuk		x			
0009 23	Clinton					x	0015 54	Keota	x				
0011 85	Colo	x					0012 75	Kingsley-Pierson	-				
0009 58	Columbus (Columbus Junction)	x					0011 63	Knoxville	x	x			x
0014 02	Corning	x					0006 64	LDL (LeGrand)	x				
0013 78	Council Bluffs		x	x		x	0005 13	Lake City	-				
0014 88	Creston	x					0002 95	Lake Mills	x				
0009 82	Davenport		x			x	0005 81	Lake View-Auburn	x				
0015 26	Davis Co. (Bloomfield)	-					0014 27	Lamoni	x				
0001 96	Decorah	x	x			x	0007 07	La Porte City	x				
0012 24	Denison	x					0005 76	Laurens	x				
0011 77	Des Moines		x	x		x	0012 75	LeMars	x				x
0011 25	Dexfield (Redfield)	x				-	0010 16	Lincoln (Stanwood)	-				
0005 99	Dows	-					0005 13	Lohrville	x				
0008 31	Dubuque		x			x	0010 52	Lone Tree	-				
0007 07	Dunkerton	x					0011 50	Lynnvile-Sully	x				

* Home Ec. Gainful

Co.	Area	Site	Attendance Center	Ag.	DE	HO	HE*	OE	Tech	T&I
96	9901	001	Calmar	x	x	x	x	x	x	x
		002	Dubuque			x		x		x
17	9902	001	Mason City	x	x	x		x	x	x
32	9903	001	Emmetsburg	x	x	x		x		x
71	9904	001	Sheldon	x		x		x	x	x
94	9905	001	Fort Dodge	x	x	x		x	x	x
		002	Webster City					x		
		003	Eagle Grove					x		
64	9906	001	Marshalltown			x			x	x
		003	Iowa Falls	x	x			x		
07	9907	001	Waterloo	x		x	x	x	x	x
82	9909	001	Davenport	x		x	x	x	x	x
		002	Clinton			x		x	x	x
		003	Muscatine	x						
57	9910	001	Cedar Rapids	x	x	x		x	x	x
77	9911	001	Ankeny	x	x	x	x	x	x	x
		002	Boone			x				
		003	Carroll			x				
97	9912	001	Sioux City	x		x		x	x	x
		002	Cherokee			x				
		003	Ida Grove							x
78	9913	001	Council Bluffs	x		x		x	x	x
		002	Clarinda			x			x	
		003	Harlan			x				
		004	Atlantic			x				
88	9914	001	Greston			x		x	x	x
90	9915	001	Ottumwa	x	x	x		x	x	x
		002	Centerville			x				
29	9916	001	Burlington		x	x		x	x	x
		002	Keokuk			-		x		
		004	Mount Pleasant			x				

APPENDIX B

Questionnaire

APPENDIX C

Instructions for
Completing Questionnaire

APPENDIX D

Program Identification Sheet

PROGRAM IDENTIFICATION
Vocational Education Student Follow-up

SERVICE AREAS:

- Agriculture
- Home Economics
- Distributive Education
- Health Occupations
- Office Occupations
- Technical
- Trades and Industries
- Joint Services Program

PROGRAM TITLE: _____

Estimated Number of Students Terminating Program During the School Year _____

 Signature of Superintendent
 Local or Area School

 Signature of Section Chief
 Vocational Education Branch

 Signature of Chief
 Guidance Services Section

AREA NO.	CO. NO.	DISTRICT NO.	BLDG. NO.
0	0	0	0
1	1	1	1
2	2	2	2
3	3	3	3
4	4	4	4
5	5	5	5
6	6	6	6
7	7	7	7
8	8	8	8
9	9	9	9

TAXONOMY NUMBER															
0	0	0	0	0	0	0	0	0	0	0	0	0	0	0	0
1	1	1	1	1	1	1	1	1	1	1	1	1	1	1	1
2	2	2	2	2	2	2	2	2	2	2	2	2	2	2	2
3	3	3	3	3	3	3	3	3	3	3	3	3	3	3	3
4	4	4	4	4	4	4	4	4	4	4	4	4	4	4	4
5	5	5	5	5	5	5	5	5	5	5	5	5	5	5	5
6	6	6	6	6	6	6	6	6	6	6	6	6	6	6	6
7	7	7	7	7	7	7	7	7	7	7	7	7	7	7	7
8	8	8	8	8	8	8	8	8	8	8	8	8	8	8	8
9	9	9	9	9	9	9	9	9	9	9	9	9	9	9	9

Please complete a questionnaire for each student terminating enrollment in the approved vocational education program identified below for the school year indicated on the enclosed questionnaires. Assure proper identification of all questionnaires returned by submitting the completed questionnaires in this folder with identification information attached.

