



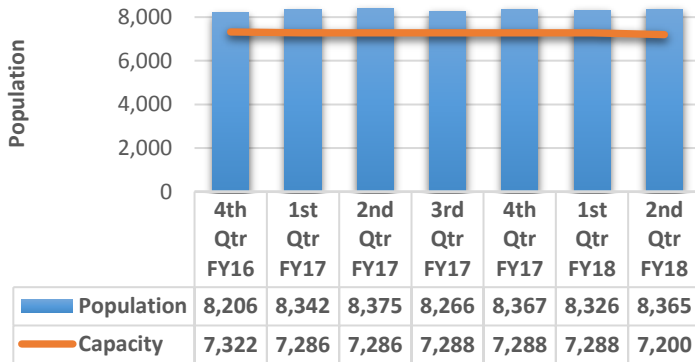
Quarterly Quick Facts

December 31, 2017

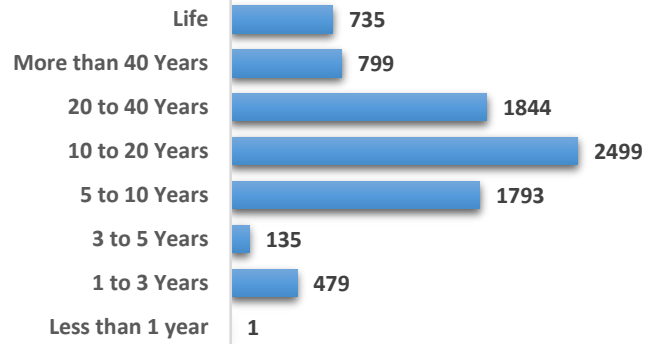
IDOC

510 East 12th Street
Des Moines, IA 50319
<https://doc.iowa.gov>

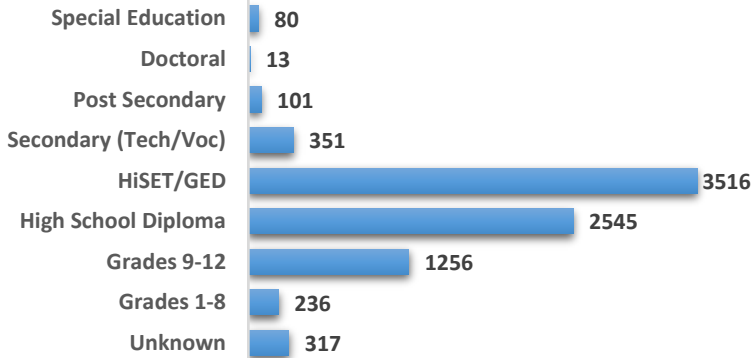
Quarterly Prison Population



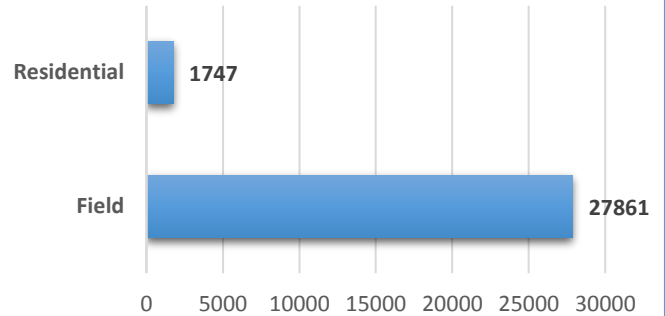
Sentences Being Served



Education Levels of Offenders in Iowa Prisons

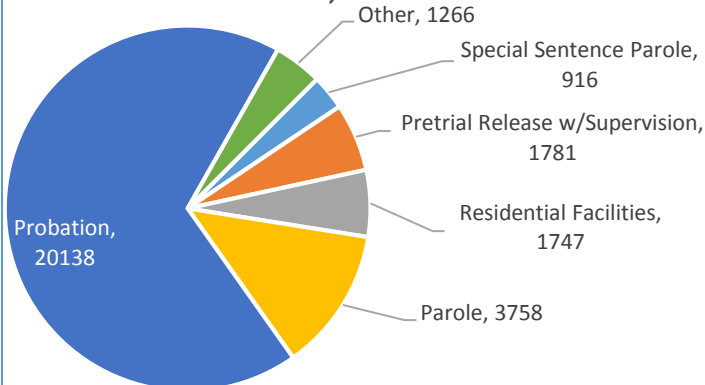


Community Based Corrections Population Distribution

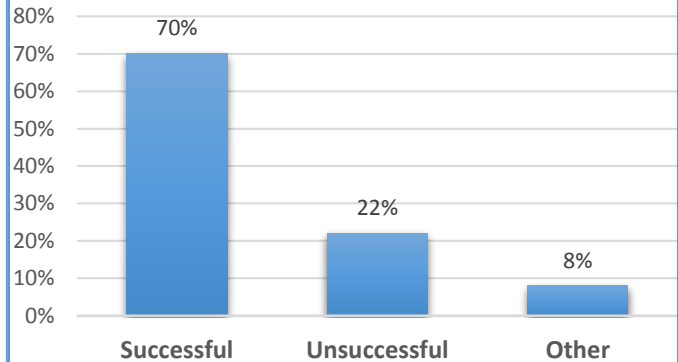


Total Offenders Supervised in Districts:

29,606



Community Supervision Closure Outcomes (Includes Field and Residential)



Average Daily Cost Per Offender FY17	
Institution	CBC (Does not include treatment costs)
92.16 (Includes \$2.07 per meal cost)	\$77.62 Residential Facilities
	\$4.93 Probation/Parole

Recidivism FY2017	
Return Rate to Prison:	35.4%
Recidivism Rate (Target Population):	35.8%

Iowa Department of Corrections	
Operating Budget FY2018	
General Fund	\$377,701,155
Other Revenue	\$25,711,278

Employees of IDOC	Number
Prisons	2,511
Community Based Corrections	1,107
Central Office	39
Total	3,657

System Statistics				
Gender:	Institution	Institution %	CBC	CBC %
Male	7,640	91%	21,968	74%
Female	717	9%	7,622	26%
Unknown		0%	22	0.1%
Age:	Institution	Institution %	CBC	CBC %
Under 18	10	0%	39	0.1%
18-30	3,108	37%	12,581	42%
31-50	3,842	46%	13,202	44%
51+	1,397	17%	3,791	13%
Race/Ethnicity:	Institution	Institution %	CBC	CBC %
American Indian	136	2%	331	1%
Asian	72	1%	331	1%
Black	2,108	25%	4,943	16%
Hispanic	562	7%	1,579	5%
White	5,478	66%	22,361	75%
Unknown	1	0%	68	0.2%
Crime Type:	Institution	Institution %	CBC	CBC %
Drug	1,470	18%	8,063	27%
Violent	4,037	48%	6,420	21%
Property	1,571	19%	6,920	23%
Public Order	564	7%	7,764	26%
Other	715	9%	827	3%