

# Quarterly Quick Facts

## June 30, 2017

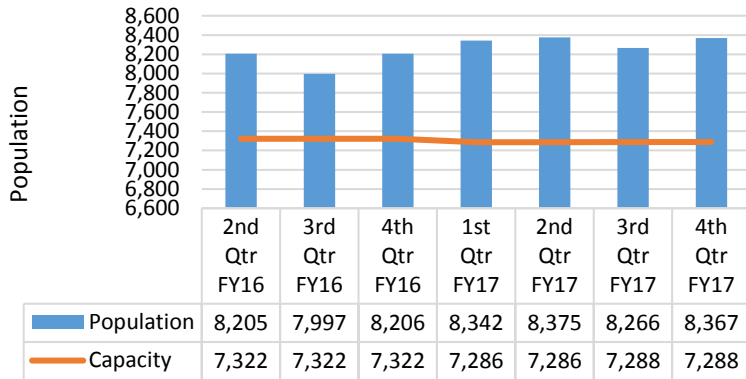
**IDOC**

510 East 12th Street  
Des Moines, IA 50319

515-725-5701

<https://doc.iowa.gov>

### Quarterly Prison Population

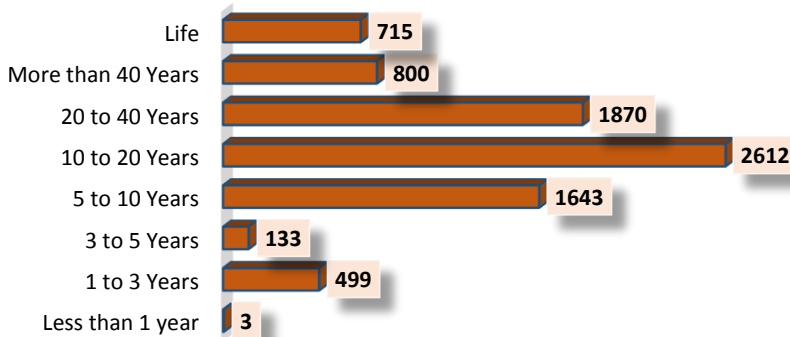


### System Statistics

Gender	Prison #	Prison %	CBC #	CBC %
Male	7628	92%	22313	74%
Female	739	8%	7593	25%
Unknown	0	0%	30	1%

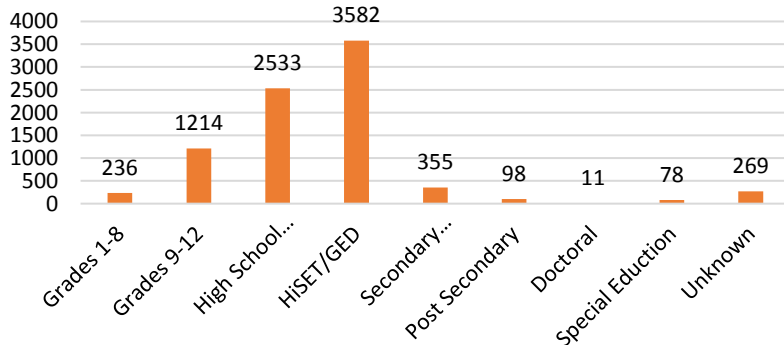
Age	Prison #	Prison %	CBC #	CBC %
Under 18	8	1%	39	0%
18-30	3124	37%	12958	44%
31-50	3862	46%	13105	44%
50+	1373	16%	3834	12%

### SENTENCES BEING SERVED



Race/Ethnicity	Prison #	Prison %	CBC #	CBC %
American Indian	147	2%	321	1%
Asian	62	1%	330	1%
Black	2101	25%	4852	16%
Hispanic	571	7%	1621	5%
White	5484	65%	22712	76%
Unknown	2	0%	100	1%

### Education Levels of Offenders in Iowa Prisons

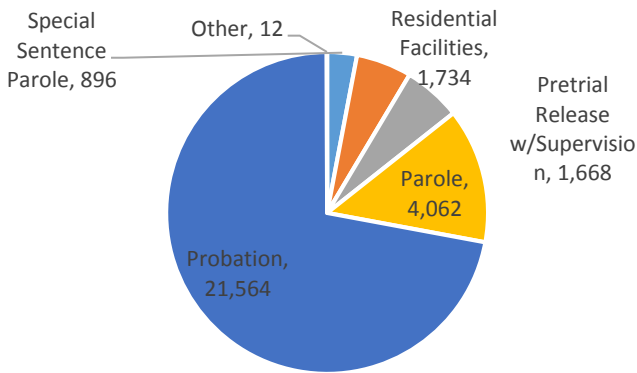
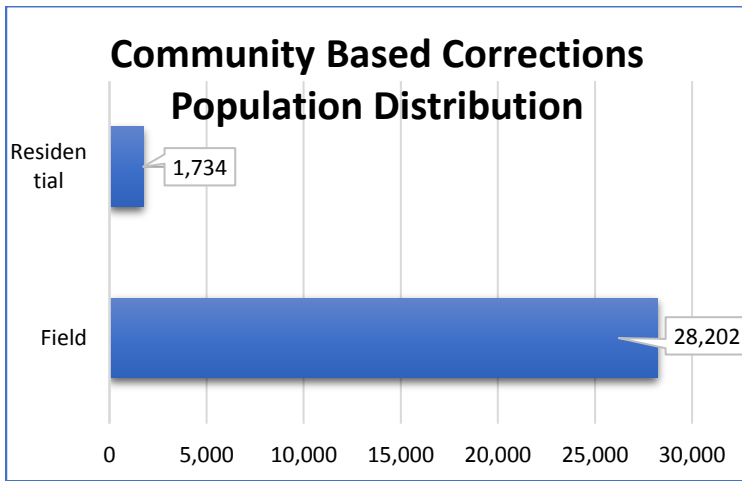


Crime Type	Prison #	Prison %	CBC #	CBC %
Drug	1597	19%	7992	27%
Violent	3968	47%	6385	21%
Property	1528	19%	6929	23%
Public Order	505	6%	7796	26%
Other	769	9%	834	3%

Veteran	Prison #	Prison %*	CBC #	CBC %*
Male	455	6%	1183	4%
Female	8	.09%	67	1%

\*% of Prison and CBC populations for the quarter

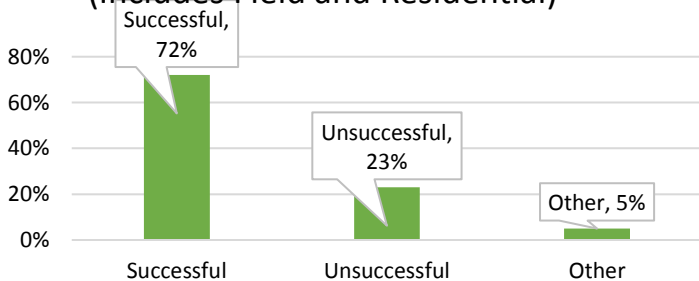
## Community Corrections Statistics



\*Total of 29,936

### Community Supervision Closure Outcomes

(Includes Field and Residential)



## Staff/Budget

### Average Daily Cost per Offender (FY16)

Prisons (includes \$2.09 per meal cost)	Community (does not include treatment costs)
\$95.85	\$75.53 Residential Facilities
	\$4.59 Probation/Parole

### Recidivism FY2017

Return Rate to Prison: 35.4%

Recidivism Rate (Target Population): 31.5%

\*Target Populations are higher risk probationers and in-state parolees

### Iowa Department of Corrections

#### Operating Budget FY2018

General Fund	\$377,701,155
Other Revenue	\$24,924,522

### Employees of the IDOC

