

2015 Annual Report



IOWA
WORKFORCE
DEVELOPMENT

2015 *Annual Report*



Table Of Contents

Iowa Workforce Development Agency Overview.....4

Operations Division: Workforce Services 6

Operations Division: Unemployment Insurance20

Labor Services Division28

Worker’s Compensation Division.....32

Labor Market Information Division.....36

Information Technology Division.....42

Fiscal Year 2015 Monthly Expenditure Report46

Iowa Workforce Development is the state agency committed to helping Iowans find good jobs and employers find quality employees.



Iowa Workforce Development Agency Overview

ADMINISTRATIVE SERVICES

The Administrative Services Division provides a variety of services to keep the agency operating smoothly and to assist employees working in the IWD administrative offices. The following is a short list of administrative support functions provided:

- employee services
- building management
- office services
- printing services
- financial reporting
- accounting

LABOR MARKET INFORMATION DIVISION

The Labor Market Information (LMI) Division oversees the development of workforce, economic and related information. A large portion of the information is produced in cooperation with the Bureau of Labor Statistics and the Employment and Training Administration of the U.S. Department of Labor. Workforce trends describe areas of information in terms of their economic conditions, industries, labor

supply, occupations and wages. LMI's mission is to produce and deliver information in a timely and reliable manner to assist Iowa's decision makers in business, career, educational programming and economic development. The products and services of the LMI Division serve economic developers, employers, job seekers, academic institutions, journalists, government agencies, legislators, grant writers, labor organizations, consultants, Iowa Workforce Development staff and other agency partners.

OPERATIONS DIVISION:

THE UNEMPLOYMENT INSURANCE DIVISION

The Unemployment Insurance (UI) Division provides services to both businesses and Iowans through the collection of UI tax payments, processing of benefit payments, quality control and fraud detection. The UI division is working on a number of projects to improve Iowans' access to services and reduce the burden of employers through advances in technology.

Iowa Workforce Development (IWD) is a state agency committed to providing employment services for individual job-seekers through our IowaWORKS partnership. Employers and businesses can post jobs, hire veterans and apply for qualifying federal tax credits.

IWD continually strives to improve processes and align the organization in such a way to provide effective, demand-driven products and services. IWD staff in Des Moines consists of administrative, labor services, workers' compensation, labor market information, and the unemployment insurance services staff. The agency also maintains a statewide delivery system of 15 regional IowaWORKS centers. Additionally, 15 satellite IowaWORKS offices opened in 2015 to provide services to Iowans in communities demonstrating need.

WORKFORCE SERVICES DIVISION

The Workforce Services Division provides a wealth of information, services and resources to Iowans, businesses and partners across the state through our IowaWORKS partnerships. The Division's primary functions include: operating 15 field offices and four satellite offices providing all IWD services to Iowans, regardless of their location in the state.

WORKERS' COMPENSATION DIVISION

The Workers' Compensation Division performs three core functions: adjudicating disputed workers compensation claims, enforcing compliance standards, and educating Iowans about workers compensation law and procedures. The Division recently relocated to 150 Des Moines Street, where renovated hearing rooms and convenient parking are now available.

COMMUNICATIONS DIVISION

The Communications division within IWD works to communicate all aspects of the agency to external and internal stakeholders quickly and effectively. It is the responsibility of the communications division to respond to all media inquiries in a timely and efficient manner.

INFORMATION TECHNOLOGY

The Information Technology Division within IWD helps develop, maintain, and manage all of the necessary information technology services utilized by both IWD employees and customers using IWD's variety of services.

APPEALS DIVISION


IWD's administrative law judges working within the Appeals Division, hear and decide administrative appeals regarding unemployment insurance benefits.

LABOR SERVICES DIVISION

The Labor Services Division is responsible for the administration of state and federal statutes related to public health, safety and workplace issues. Iowa's Occupational Safety and Health Act administration is located within the agency. The Division's emphasis is on voluntary compliance through education and preventive services. The Division continues to implement the vision of creating a "culture of safety" throughout Iowa's labor force.

Operations Division: Workforce Services

IowaWORKS Update
Employment Services
Online Job Banks
Home Base Iowa
Skilled Iowa
PROMISE JOBS
Disabled Veteran's Outreach Program
Ex-Offender Initiative
Workforce Innovation and Opportunity Act
Registered Apprenticeship
Trade Adjustment Assistance





Workforce services are delivered by staff based in the Des Moines administrative offices, and through a network of offices in 15 Iowa regions, including 15 one-stop offices and four satellite locations serving 15 communities.

IowaWORKS centers are established in each region within Iowa to provide the customer with a single source for employment and training services and information. Many basic services, such as searching for job and filing UI benefit claim, are also available through the agency website.

www.iowaworkforcedevelopment.gov





Iowa *WORKS* Update

The close of fiscal year 2015 marked the seventh anniversary of Iowa's one-stop integration project. All 15 regional Iowa*WORKS* locations are now operating on the integrated service delivery system.

While the vision of system integration includes an effective inclusion of all workforce programs in a given region, the concentration currently in the integrated centers is on the following programs:

Employment & Re-Employment Services

(Wagner-Peyser)

Workforce Investment Act/ Workforce Innovation & Opportunity Act

Adult and Dislocated Worker Services

Youth and Young Adult Services

Trade Adjustment Act Services

Veteran Services

Migrant Seasonal Farm Worker Services

PROMISE JOBS

(welfare reform)

Food Assistance Employment & Training

Unemployment Insurance Services

Employment Services

Employment Services focuses on providing a variety of employment related resources including job search assistance, placement assistance, re-employment services to unemployment insurance claimants, and recruitment services to employers with job openings. Depending on the needs of the labor market, other services such as job seeker assessment of skill levels, abilities and aptitudes, career guidance when appropriate, job search workshops and referral to training may be available. The services offered to employers, in addition to referral of job seekers to available job openings, include assistance in development of job order requirements, matching job seeker experience with job requirements, assisting employers with special recruitment needs, arranging for job fairs, helping employers with hard-to-fill job orders and job restructuring, and dealing with layoffs.

For the reporting period, IWD field offices served 170,234 individuals, including 13,672 Veterans and 24,545 people over age 55. Of that total, 169,992 received staff-assisted services and 68,328 were referred to employment opportunities. The entered employment rate for that period was 68 percent and the retention rate at six months was 86 percent. Further demographics are to the right.

93,803
were male

75,627
were female

168,744
were adults over age 18

11,229
were aged 18 through 44

33,923
were aged 45 through 54

3,768
were Migrant Seasonal Farm workers

12,036
were in school

45,974
do not have high school or an equivalent

87,374
have high school or an equivalent

34,645
have a post-secondary degree or certificate

Online Job Banks

From July 1, 2014, through June 30, 2015, IWD's field offices received 648,482 job orders from employers. This does not represent the total number of openings since a job order can reflect an employer's need for multiple workers. One of IWD's functions is to match available workers with job opportunities listed by employers. IWD staff sent 1,686,137 email notices during that same time period to Iowa workers letting them know about job opportunities and career events to help them with their work search.

Email is seen as a more efficient and cost effective way for IWD to reach job seekers, and the agency is using only email for job order notifications. IWD staff offer all customers the opportunity to sign up for free email through Google, Hotmail or Yahoo in our centers. IowaWORKS offices also use social media, such as YouTube, Twitter, LinkedIn and Facebook, to distribute information to our customers.

IWD continues to look for ways to increase the number of available job opportunities posted on our main job bank, www.iowajobs.org. Through the use of indexing, we are able to automatically add jobs posted on employer websites, and job opportunities within a 50 mile commute of Iowa's borders with Missouri, Nebraska, Minnesota, South Dakota, Wisconsin and Illinois. Many Iowans would be interested in jobs within that commuting distance since it could allow them to remain Iowans, stay in their homes, and keep their children in the same school.

IWD continues to be the nation's largest user of indexing, which has tripled the number of jobs posted on the agency's website and created the largest source of job opportunities in the state. Currently we are indexing jobs from more than 1,250 employers.

Each of IWD's 15 regions has its own job bank that is a subset of iowajobs.org, allowing people interested in a specific part of the state to focus on jobs in that area only. In addition, we have created a number of job banks for local chambers of commerce and economic development groups focusing on job opportunities in multi-county areas.

Other identified advantages to posting jobs with IWD include staff assistance providing matches to both job seekers and employers, jobs are posted in real-time and no fees are charged to either party.

Jobs posted with IWD automatically go to multiple websites: iowajobs.org, US.jobs and vetcentral.us.jobs.

Additionally, we have taken advantage of our partnership with the Direct Employers Association to launch 10 microsites, which offer the opportunity to provide job information on mobile and hand-held devices. These sites are also search-engine optimized, and were developed at no cost to the state. We currently have the following microsites:

WORKINIOWA.JOBS

Mobile version of iowajobs.org and is based on jobs, not openings.

WORKINIOWA-VETS.JOBS

Allows a vet to enter their Military Occupational Specialty or Military Occupational Classification and find jobs that match their experience. Additional outreach for federal contractors to show the Office of Federal Contractor Compliance Program auditors.

WORKINIOWA-DISABILITY.JOBS

Helps employers reach the disability community. Helps employers comply with Affirmative Action and Equal Employment Opportunity Commission efforts.

WORKINIOWA-STEM.JOBS

Features job opportunities in Science, Technology, Engineering and Math (STEM). The microsite is also co-branded with the Governor's STEM initiative.

WORKINIOWA-GREEN.JOBS

Features job opportunities with a focus on sustainability and environmental responsibility.

WORKINIOWA-MANUFACTURING.JOBS

Features jobs in the manufacturing industry.

WORKINIOWA-HEALTHCARE.JOBS

Features a wide-range of jobs in the health care industry.

WORKINIOWA-CONSTRUCTION.JOBS

Promotes and features skilled trades professions.

WORKINIOWA-YOUTH.JOBS

Features opportunities in internships and summer jobs

WORKINIOWA-SEASONAL.JOBS

Features opportunities that are temporary and seasonal.

Home Base Iowa

Home Base Iowa's private-public partnership provides a high level of commitment and resources for our veterans, transitioning service members and their families.

VISION: Iowa is the "State of Choice" for veterans and transitioning service members for employment, education and/or continued service; and service members are valued in communities which are welcoming, affordable, safe and family-friendly.

MISSION: Provide veterans and transitioning service members and their families with opportunities and benefits for a successful transition in Iowa — a place to call home.

In 19 months Home Base Iowa
has helped more than

1,700

veterans find employment



For questions or information to transition to a new home in Iowa, please send a note or your resume to homebase@iowa.gov or call 855-9HB-IOWA (855-942-4692).

Skilled Iowa

The Skilled Iowa initiative had another successful year in 2015. The initiative was heavily focused on ensuring Iowa students have access to Skilled Iowa tools, with targeted NCRC testing events across the state.

National Career Readiness Certificate

IWD continues to expand use of ACT's National Career Readiness Certificate® (NCRC), a WorkKeys® program, throughout the 15 IowaWORKS centers, satellite offices, and schools. All Iowa residents are able to take the NCRC assessments at no cost through the Skilled Iowa initiative.

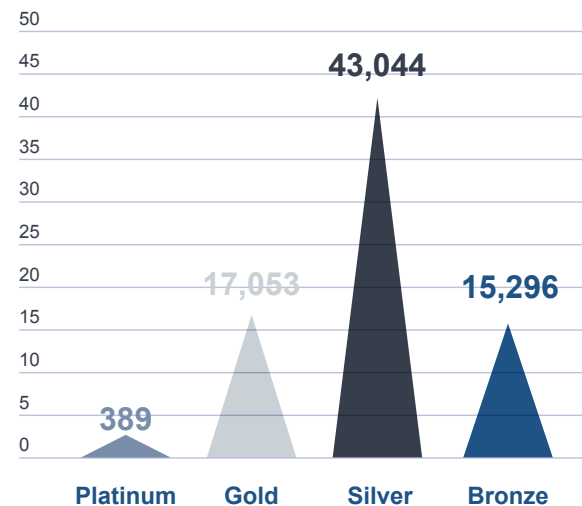
The NCRC program assesses the comprehension level of an individual in reading for information, locating information, and applied mathematics. Individuals receive a platinum, gold, silver or bronze certificate based on their level of understanding in a given area. KeyTrain® is also available at no cost to persons needing remediation before taking the NCRC. A total of 20,190 certificates were awarded from July 2014 through June 2015.

The certificates can be presented to employers as another tool to demonstrate the skills a particular worker possesses. The certificate is also being used widely with IWD's ex-offender initiative at correctional facilities in Clarinda, Rockwell City, Newton and Mitchellville, as part of the new FSET component, in PROMISE JOBS, Veterans services, and other employment and training activities.

Iowa businesses have continued to embrace the Skilled Iowa initiative throughout 2015. More than 6,700 businesses, with more than 13,500 locations statewide, have committed to the initiative.

Total NCRC Certificates

Currently, 75,782 Iowans hold a NCRC. This demonstrates a critical mass of the workforce with certified skill sets in Applied Mathematics, Reading for Information, and Locating Information. See graph below.



Skilled Iowa Metrics

The Skilled Iowa initiative includes metrics developed to demonstrate the success of the program. Two business and two labor force metrics exist to determine the success of the program.

When the Skilled Iowa Initiative was first created, the program's goal was to get 10 percent of Iowa's businesses to become members. Additionally, those businesses would represent at least 20 percent of the state's employment. To date, the initiative has secured 14.57 percent of the businesses as members; however this already represents 42.11 percent of the state's employment.

The workforce metrics focus on certifying five percent of the current labor force (those already employed) and certifying 20 percent of the transitioning workforce. When the initiative launched, less than half of Iowa's current workforce had achieved an NCRC certificate. The metrics currently stand at 2.77 percent for this group. Currently, 37.15 percent of the transitioning workforce has achieved the NCRC designation, surpassing the 20 percent mark.

Skilled Iowa Internships

IWD worked closely with the U.S. Department of Labor to ensure the Skilled Iowa Internship Program would be in compliance with the Federal Fair Labor Standards Act. The internship program is designed to provide Iowans with an opportunity to learn about career paths while maintaining existing unemployment insurance benefits. The internship must consist of job shadowing and classroom based learning. Individuals can participate for up to eight weeks.

The program has provided 567 interns with training opportunities at 220 different organizations. To date, more 60 percent of the participants have been offered employment opportunities.

High School NCRC Testing

High schools across the state continue to implement the National Career Readiness Certificate within existing curriculum. During the 2014-2015 school year, 235 high schools held testing events. Testing ranged from freshmen to all graduating seniors. The total number of Iowans aged 14 to 19 holding an NCRC is 17,300.

Skilled Iowa Communities

The Skilled Iowa Community designation was developed to allow self-defined geographic areas within the state to meet the metrics. By becoming a Skilled Iowa Community, an area can market a highly skilled workforce backed up by meaningful data. Currently 56 counties and cities have achieved the Skilled Iowa Community designation.

SKILLED IOWA CITIES INCLUDE:

Aurelia	Larrabee	Onawa
Chariton	Mapleton	Pierson
Cherokee	Marcus	Quimby
Clarinda	Marion	Sioux City
Cleghorn	Meriden	Washta
Galva	Moville	West Liberty
Kingsley	Newton	

SKILLED IOWA COUNTIES INCLUDE:

Adair	Des Moines	Mills
Adams	Floyd	Monona
Audubon	Harrison	Montgomery
Benton	Henry	Page
Buchanan	Jasper	Palo Alto
Butler	Jones	Ringgold
Calhoun	Keokuk	Tama
Cherokee	Lee	Taylor
Chickasaw	Louisa	Union
Clarke	Lucas	Van Buren
Crawford	Madison	Washington
Decatur	Marshall	Woodbury

PROMISE JOBS

Promoting Independence and Self-Sufficiency through Employment, Job Opportunities & Basic Skills (PROMISE JOBS) is Iowa's welfare reform program. Designed to assist Family Investment Program (FIP) recipients to become self-sufficient, PROMISE JOBS is a participation and eligibility requirement for most FIP recipients. Participants develop an individualized Family Investment Agreement (FIA) that outlines the steps they will take to leave public assistance. Persons who fail to participate or comply with their FIA are considered to have chosen a Limited Benefit Plan and lose their FIP benefits. IWD has a contract with the Iowa Department of Human Services to administer the PROMISE JOBS program, and staff is located in each of our 15 service delivery areas. A person must be receiving FIP benefits in order to receive PROMISE JOBS assistance. A number of activities are available to PROMISE JOBS participants, including: soft skills training, job seeking skills training, work experience, on-the-job training, monitored employment, High School Equivalency/ABE/ESL, post-secondary education, parenting skills and family development services. Financial assistance is available for child care, transportation, short-term training, and high school completion. All PROMISE JOBS participants are also encouraged to participate in Skilled Iowa activities as part of their plan for self-sufficiency, including the National Career Readiness Certificate. A number of participants have secured permanent unsubsidized employment through Skilled Iowa internships.

For IWD's Fiscal Year (FY) 2015, there were 89,449 individuals were active in PROMISE JOBS activities statewide with an average monthly caseload statewide of 6,988 families¹. Iowa's all-family rate for Federal Fiscal Year (FFY) 2015 was 36.4 percent and Iowa's rate for two-family was 32.4 percent.²

1. It is important to note that the number of individuals who were active in PROMISE JOBS activities is based on adding the number participating in activities each month. The same individuals may be included in multiple months. This may include duplication across multiple months and across multiple activities. If the same individual is participating in more than one activity, the same person may be counted more than once for the month.

2. These are the latest rates provided by Administration for Children & Families (ACF).

Disabled Veterans Outreach Program

Under federal priority of service regulations, veterans and eligible spouses are entitled to priority of service for qualified training programs funded by the US Department of Labor.

Specially trained Workforce Advisors, who are all disabled veterans, work with eligible Veterans and eligible spouses who have significant barriers to employment. These barriers may include service connected disabilities, homelessness, long term unemployed, low income as defined by Workforce Innovation and Opportunity Act, an offender, aged 18-24, or lacking a high school diploma or equivalency. Services include developing an employment plan, career planning, group and individual employment counseling, assessment testing, referrals to other supportive service agencies, and identifying training opportunities. Active outreach is conducted within community and veteran service organizations, businesses, unions, and local counseling and social service agencies to ensure veterans know about and receive services for which they are eligible.

For the last reporting period, IWD field offices served 13,967 veterans, including the following:

4,457	campaign veterans
3,505	disabled veterans
1,543	recently separated veterans (who left military service within the last three years)
4,088	post 9/11 veterans

Success is measured by the fact that 64 percent of the veterans served found employment after receiving staff assisted services, and 86 percent retained that employment six months later. One very successful tool in promoting the benefits available to Iowa veterans is the continued use of a publication originally developed in 2009. "Iowa Veterans Benefits & Services: A Guide to Federal, State and Local Veterans Programs" is provided to Veterans and their families by IWD, DOL VETS and Iowa county veteran's affairs officers. In addition to featuring pictures of Iowa Veterans and active service members, it includes information on training opportunities, health care and hospital benefits, dependent and survivor benefits, life insurance, home loans, employment and other veterans' service organizations.

IWD continues to be focused on providing access and services to veterans across the state. Veterans representatives are currently based in Dubuque, Mason City, Spencer, Fort Dodge, Waterloo, Davenport, Cedar Rapids, Iowa City, Des Moines, Sioux City, Council Bluffs, Ottumwa and Burlington. Services are provided in Marshalltown, Carroll and Creston. An intensive service coordinator is located in Des Moines. This position works with V.A. Vocational Rehabilitation to assist disabled veterans enrolled in training programs.

IWD added a Local Veteran Employment Representative (LVER) in April 2015. The LVER's role is to promote the hiring of veterans to employers, businesses, and employer organizations. The LVER plans job fairs, coordinates with unions, registered apprenticeship programs to promote training opportunities for veterans, and conducts employment workshops for job ready veterans.

Ex-Offender Initiative

IWD, in partnership with the Iowa Department of Corrections, has implemented the Ex-Offender initiative in three Iowa correctional facilities located in Mitchellville, Newton and Rockwell City. A fourth staff person is located within the Des Moines Women's Work Release Center. The workforce advisors assigned to this initiative network with employers to address the barriers they may have in hiring ex-offenders. Each of the participants in the program completes the National Career Readiness Certification (NCRC).

Thousands of inmates are released from Iowa prisons each year. Many of them are eager to get a job and lead a productive life. Without a job it is nearly impossible for these individuals to establish a new life and become productive citizens. Hiring an ex-offender can help them integrate into society so they can become a taxpayer instead of a tax burden.

Many employers experiencing labor shortages consider their number one challenge is to identify, attract and retain employees. To address these needs, employers are increasing their applicant pool by looking at individuals with criminal histories. Businesses report that employed ex-offenders are some of the most dedicated and productive employees. They are overwhelmingly dependable and punctual, and the turnover rate is atypically low.

Additionally, Iowa Workforce Development has been invited by the Iowa Collaboration for Youth Development (ICYD) to be part of a coordinated multi-system approach to create a comprehensive reentry system and plan via a statewide Juvenile Reentry System Task Force (JRSTF). The ICYD Council includes directors or chief administrators of 11 youth-serving state agencies, representing the Executive and Judicial Branches of state government, all with decision-making authority.

For the purposes of this project, recidivism is defined as any re-arrest in either the juvenile system, adult system, or both, within 13 months of discharge from a correctional facility. IWD views this type of reform as a way to reduce recidivism and allow the youth to succeed in their transition which in the end is a benefit to the communities and businesses in Iowa. The involvement with the JRSTF aligns with aspects of the Workforce Innovation and Opportunity Act.

Work Opportunity Tax Credit

Iowa employers who hire hard-to-place job applicants may be eligible to receive federal income tax credits under Work Opportunity Tax Credit (WOTC). Iowa employers that meet certain criteria are allowed an additional deduction on their Iowa income tax returns for hiring ex-offenders or persons with disabilities.

Federal Bonding Program

Sponsored by the U.S. Department of Labor, the Federal Bonding Program has been successful as a unique job placement tool for at-risk job applicants which are hard to place in employment. These job seekers include: ex-offenders, substance abuse recoverees, recipients of welfare, economically disadvantaged youth, adults with minimal work history, and dishonorably discharged military members.

Workforce Innovation and Opportunity Act

The Workforce Innovation and Opportunity Act (WIOA) is designed to help job seekers with particular barriers access employment, education, training and support services to succeed in the labor market and to match employers with the skilled workers they need to compete in the global economy. It is the first legislative reform of the public workforce system in 15 years.

Workforce delivery systems will collaborate to build a Future Ready Iowa—a pipeline of skilled workers who are prepared to meet the workforce needs of Iowa's current and emerging industries. In alignment with the National Governor's Association Talent Pipeline vision and goals, this unified plan will ensure individuals are prepared for dynamic careers through an emphasis on lifelong learning while meeting the current needs of employers. Future Ready Iowa will help more Iowans attain the "new minimum" of high-quality education, training, and work readiness by bringing together education, workforce, and economic development resources and ensuring that all Iowans have access to an integrated and efficient workforce delivery system. Future Ready Iowans will be ready to meet employment's challenges into the future

WIOA Implementation Top Three Goals

1

Iowa's workforce will represent the most advanced, skilled, and Future Ready workers in the nation.

2

Iowa youth will be afforded the best educational and career opportunities in the nation.

3

Iowa will improve the structure and administration of workforce delivery systems across the state.

Registered Apprenticeship

ApprenticeshipUSA offers employers in every industry the tools to develop a highly skilled workforce to help grow their business.

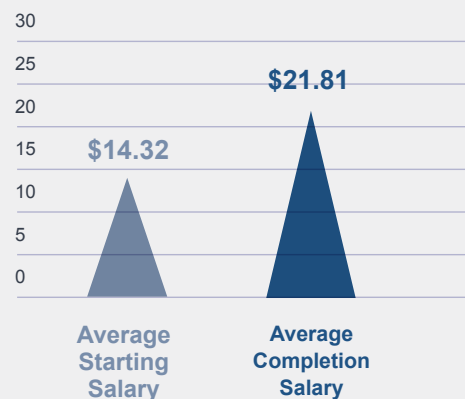
For workers, ApprenticeshipUSA offers opportunities to earn a salary while learning the skills necessary to succeed in high-demand careers. ApprenticeshipUSA exemplifies high standards, instructional rigor and quality training. Whether you are an employer looking to hire, train or retain a skilled workforce, or a worker looking for a new career in a well paying occupation. Registered Apprenticeship programs that meet industry and national standards for registration with the U.S. Department of Labor.

Today, more than ever, building a strong pipeline of skilled American workers is critical for companies to grow their business and compete in the 21st century global economy. Top companies and organizations are leading the way in developing and training a world-class workforce by partnering with ApprenticeshipUSA.

ApprenticeshipUSA is a way for companies to document, organize, and showcase their current work-based learning and apprenticeship programs that meet industry and national standards for registration with the U.S. Department of Labor.

Apprenticeships FY 2015 Iowa Statistics


749	Active Registered Apprenticeship Programs
100	Number of New Registered Apprenticeship Program FY15
9,906	Total Number of Active Apprentices FY15
7,356	Total Number of Active Apprentices FY15
3,441	Active Registered Apprenticeship Programs



Trade Adjustment Assistance

Trade Adjustment Assistance (TAA) program helps workers who have lost their jobs as a result of foreign trade. TAA offers a variety of benefits and services to eligible workers, including job training, income support, job search and relocation allowances, a tax credit to help pay the costs of health insurance, and a wage supplement to certain reemployed trade-affected workers 50 years of age and older.

As of December 31, 2015, Iowa has 22 pending and 19 active Trade Act petitions.



Operations Division: Unemployment Insurance

Fraud Prevention

Unemployment Insurance Integrity Task Force

Training Extension Benefits

Electronic Notice of UI Claim

Employer Misclassification Unit

The Unemployment Insurance (UI) Division is comprised of three departments, UI Benefits, UI Tax and UI Integrity. Each department serves an important role in ensuring UI benefits are administered accurately, timely and professionally for anyone who files a UI claim.



The U.S. Department of Labor requires all three UI departments adhere to a series of regulations imposed on all states. For FY 2015, Iowa passed four straight quarters in quality (BTQ) for fact-finding interviews, passed 12 straight quarters in first payment timeliness, passed the majority of the Tax Performance System measures (TPS) and passed the 2015 National Benefit Accuracy Measurement (BAM) review.



The UI Division finished development on three new products set to be released in 2016. These new products will streamline the UI benefit process for Iowans as they set up their UI services account, file their initial UI claim and file their continued UI claims. The goals of these new products are focused toward enhancing the customer experience, preventing fraud and reducing improper UI benefit payments. Online resources can be accessed from any personal computer, IowaWORKS Center or virtual access point throughout the state of Iowa. The unemployed can file an initial and continued claim for UI benefits at any of these locations.

For calendar year 2015, 82 percent of UI claims were submitted through the IWD website.

Since 2013, employers have been required to submit their quarterly tax report through MyIowaUI.

Fraud Prevention

Preventing and detecting UI fraud is a top priority within the federal and state UI program. For FY 2015, Iowa recouped \$9,575,231.00 in fraud and non-fraud overpayments and established \$6,047,199.00 in fraud overpayments and \$957,140.00 in fraud penalty overpayment. Fictitious employer schemes continue to receive national attention. A fictitious employer is a scam by an individual(s) who creates a UI tax account using fake information, then proceeds to file false UI claims for benefits that could cost thousands of dollars, and in some states, millions of dollars.

The UI Integrity department's Fraud Investigators have begun to utilize Iowa's fraud detection, Pondera Solutions. Fraud Investigators use Pondera Solutions as their primary source for identifying fraud investigations, including cross-matches. Pondera Solutions has identified fictitious employers and fraudulent UI benefit payment schemes. This comprehensive data analytics tool will assist IWD with identifying fraud more rapidly and mitigate

potential loss to the UI Trust Fund. The UI Tax department also utilizes Pondera Solutions to identify State Unemployment Tax Avoidance (SUTA) and is developing a tool to better identify the misclassification of workers.

UI Integrity Task Force

During 2015, Iowa resurrected the UI integrity task force as one strategy to prevent improper UI payments. The task force meets regularly, working to identify areas where Iowa can improve and reduce improper payments. Additionally, all policies and procedures will be analyzed for changes and updates. Monthly meetings occur with representation from BAM, Unemployment Insurance Service Center (UISC), and legal counsel to discuss errors BAM has found and any other discovered issues during the month. This is to ensure each unit within the UI division works cohesively and communicates consistent information to our customers.

Training Extension Benefits

Participants using Training Extension Benefits (TEB) receive up to an additional 26 weeks of benefits, if approved, while enrolled in training for a high demand or technology occupation, only after all regular benefits are exhausted. They must be enrolled and making satisfactory progress in training to receive unemployment benefits. For FY 2015, \$7,930,255.25 TEB benefits were paid out.

Voluntary Shared Work Program

VSW is an alternative to layoffs during declines in regular business activity. Under the VSW program, work reductions are shared by reducing employees' work hours, and UI partially replaces lost earnings. By avoiding layoffs, employees stay connected to their jobs, and employers maintain their skilled workforce of when business improves.

For the calendar year 2015, Iowa had 744 VSW

claims and 23 employers participating in the VSW program. This is an increase from 2014 by almost 400 VSW claims and six employers participating in the VSW program. VSW program participation increased mainly due to a study IWD has been participating in which promotes the program to employers.

Electronic Notice of UI Claim

The State Information Data Exchange System (SIDES) is a secure electronic and U.S. Department of Labor developed notice of claim for employers. SIDES allows employers to efficiently and accurately respond to their current or previous employees unemployment claim. At the end of the calendar year for 2015, Iowa has 3,910 employers utilizing this service while nationally Iowa is consistently in the top five for employer responses.

Supplemental Budget Request

IWD has been awarded Supplemental Budget Requests (SBR) from the U.S. Department of Labor for multiple projects within the UI division. During 2015, IWD entered into a consortium with the state of Idaho to replace IWD's aging 40-year-old-legacy system and implement their modernized UI benefits system. Iowa will be utilizing several SBRs awarded in 2014 and 2015 to facilitate this process while providing mutually beneficial system enhancements throughout the project.

The following represents a sampling of system improvements expected for completion within 2016 and 2017 utilizing SBR awards:

- 01** Development and implementation of new UI Service Account
- 02** New application process for an initial claim for UI benefits
- 03** Implement real-time verification of dependents resulting in the reduction of overpayments
- 04** Conduct an independent verification and validation of IT systems to ensure compliance
- 05** Incorporate the ability to translate UI benefits correspondence to multiple languages
- 06** Enhanced misclassification efforts and education
One SBR awarded during 2013 allowed Iowa to conduct a

short term collections project between mid-May through September 30, 2015. This collections campaign was highly successful bringing in collections revenue well over \$4.6 million dollars in unpaid UI Debt including overpaid UI benefit payments and unpaid employer contribution, interest, and penalties.

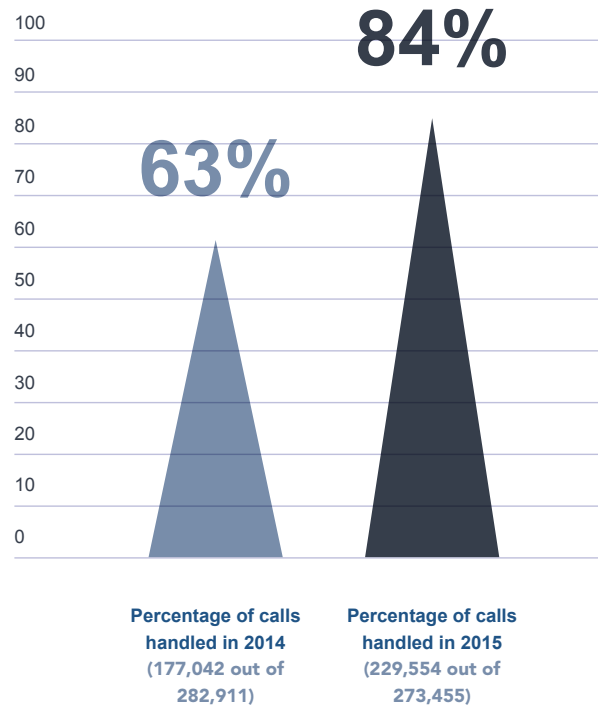
Employer Misclassification Unit

Misclassification of workers as “independent contractors” rather than “employees” is a growing problem in Iowa and it is costing millions of dollars. The Iowa Legislature provided special funding to help protect workers, businesses and tax payers. During the calendar year 2015, the Misclassification Unit has received 129 employee misclassification tips, leads and referrals from workers, employers, government agencies and the public. The completed investigations found that 35 employers misclassified 349 workers. These employers failed to report \$6,016,334.75 in wages for UI tax purposes, which resulted in assessments of \$389,983.62 in unpaid UI taxes, penalties and interest.

Upon completion of a bona-fide employee misclassification investigation, the misclassification unit refers cases to the Division of Labor's Contractor Registration program, the Iowa Workers' Compensation Division, and the state of Iowa Department of Revenue. Owed obligations are then determined under those laws and programs. Similarly, those entities also share information with the Misclassification Unit. IWD signed an agreement with the Internal Revenue Service that also allows for the transfer of information related to employee misclassification.

UI CUSTOMER SERVICE

The percentage of calls handled by our UI customer service improved by over 20% in 2015.



NUMBER OF INITIAL UI CLAIMS

The number of initial UI claims is down by 8% since 2012.

FY 2012

193,893

FY 2013

188,905

FY 2014

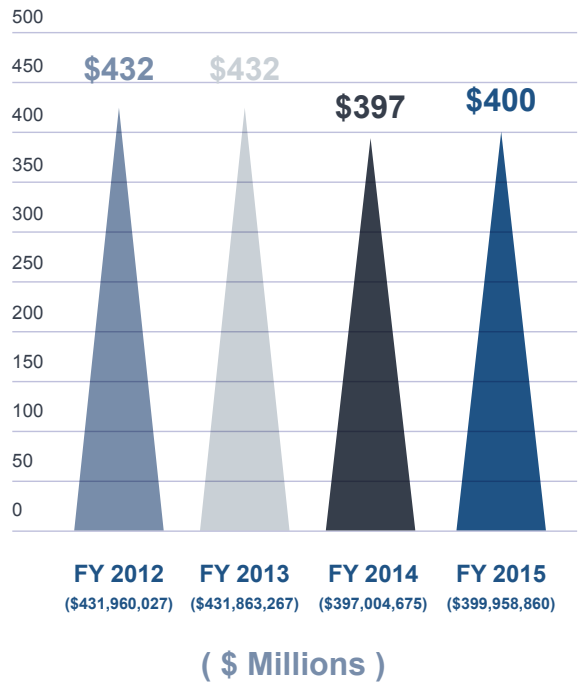
177,327

FY 2015

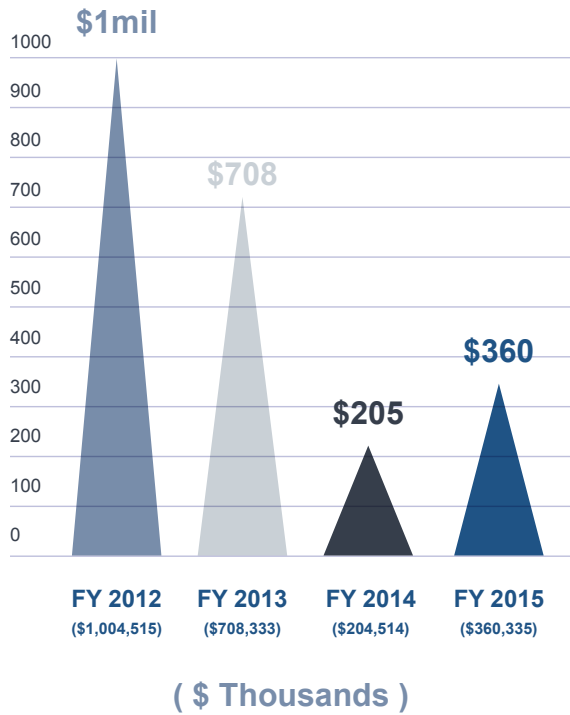
177,850

Program comparison of total UI benefits paid in Iowa.

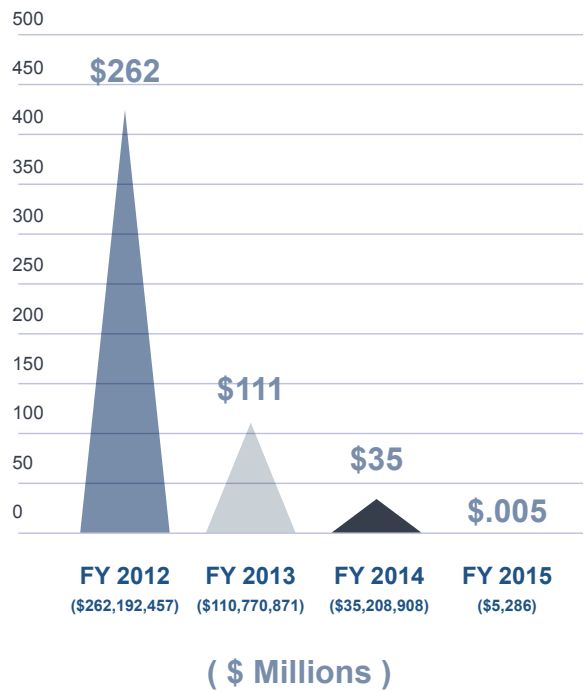
**Regular UI Benefits
[ETA-5159 302-14]**



VSW [ETA-5159 (WS) 302-14]

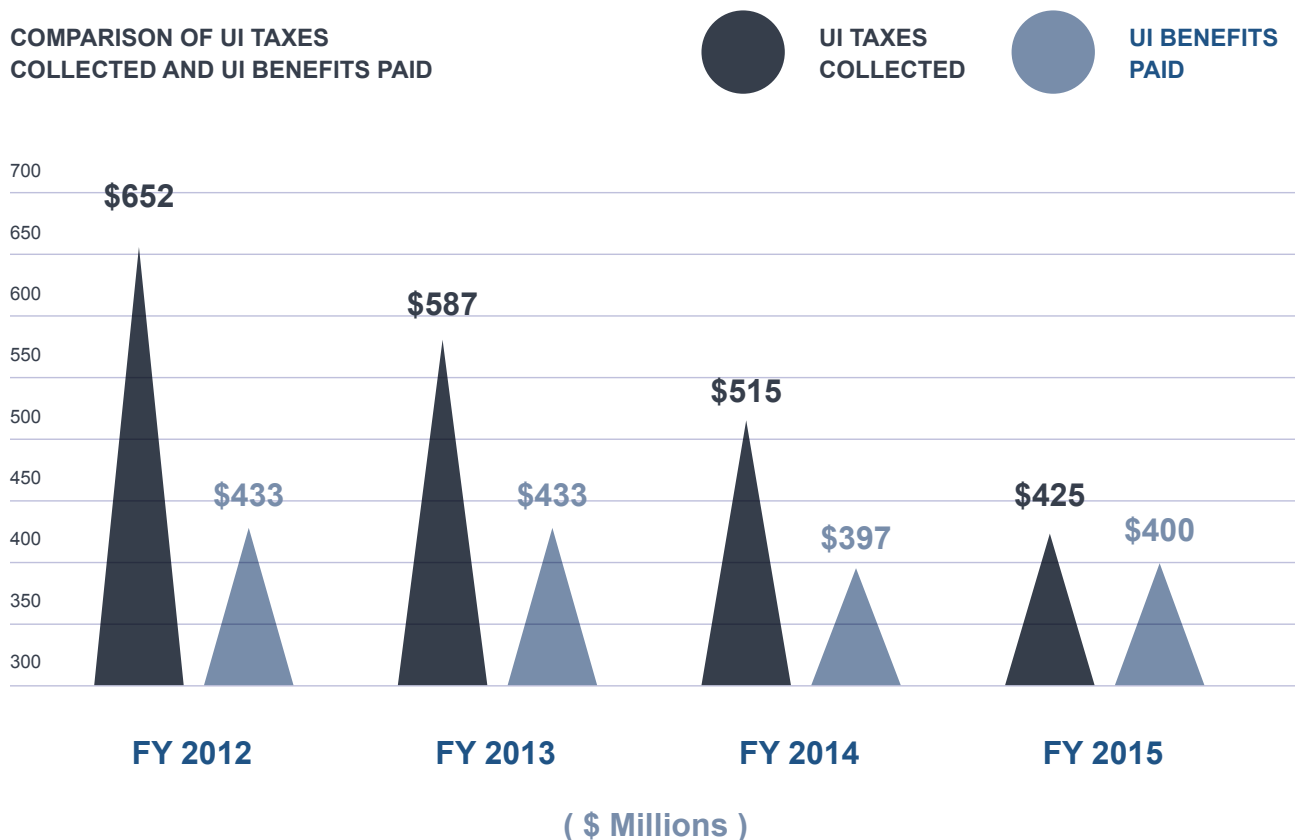


**Emergency Unemployment Compensation (EUC)
[ETA-5159 (EUC) 302-12, 402-23, 502-34]**

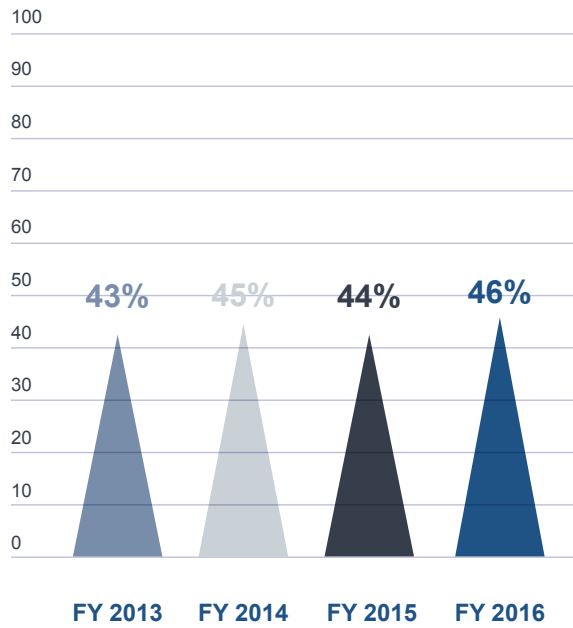


UI Trust Fund

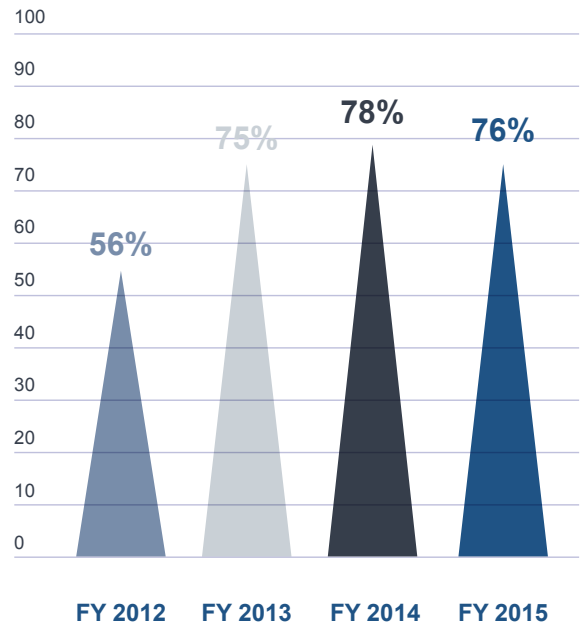
The UI division is funded through the state and federal payroll taxes. Taxes are paid by employers based on a portion of their worker's wages. These taxes are placed in the UI Trust Fund. The Trust Fund can only be used to pay UI benefits. Iowa is one of 17 states with a solvent fund.



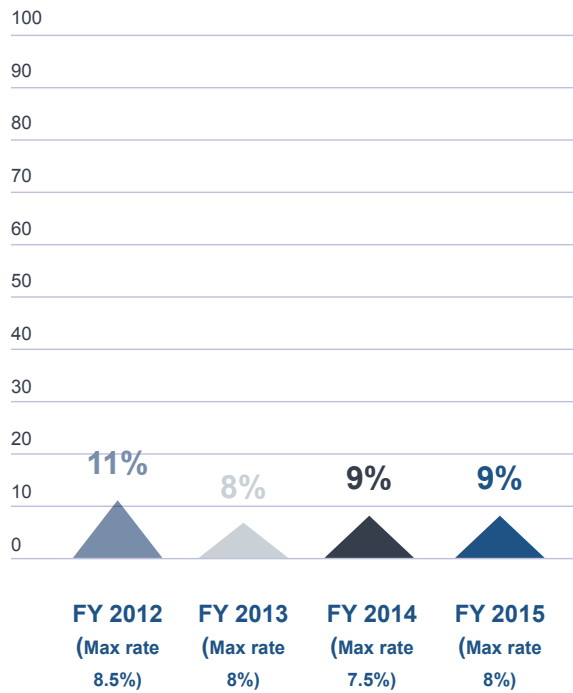
PERCENT EMPLOYERS WITH UI TAX RATE OF 0% (DO NOT PAY TAXES)



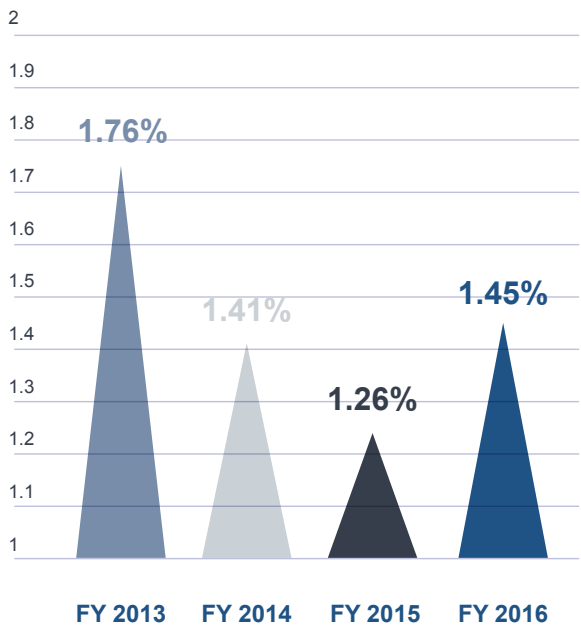
PERCENT EMPLOYERS WITH UI TAX RATE OF 1% OR LESS



PERCENT EMPLOYERS WITH HIGHEST UI TAX RATE



UI TAX RATE FOR AN AVERAGE EMPLOYER



Labor Services Division



Amusement Ride Inspections

Athletic Commission

Asbestos Permits & Licenses

Boiler Inspection

Bureau of Labor Statistics

Child Labor & Wage
Enforcement

Contractor Registration

Elevator Inspection

Iowa OSHA Consultation

Iowa OSHA Enforcement

The Iowa Division of Labor Services provides a broad range of services to constituents and businesses of Iowa. The Division is responsible for the enforcement of programs designed to protect the safety, health and economic security of all Iowans.

Our programs protect a person who rides on elevators, escalators and amusement rides and enters a building with an asbestos abatement project or a public building with a boiler. We protect employees from dangers in the workplace, the right to be paid wages and Iowa's children from dangers in workplaces and enhance their educational experiences.



Businesses and government working together can build a culture of safety, which provides an economic benefit to employers and employees throughout Iowa. Employers and businesses that support workplace safety and health initiatives develop healthier, more productive employees.



The Labor Services Division strives to develop outreach programs and activities to educate employers and employees on all facets of the Labor services division.

AMUSEMENT RIDE INSPECTIONS

Inspections In 2015 = 1,821

Inspectors inspect amusement rides and concessions at least once annually to assure compliance with state rules. An operator must obtain a permit from the Labor Commissioner before operating any amusement device or ride.

ATHLETIC COMMISSION

(Boxing, Mixed Martial Arts & Wrestling)

Professional Athletic Program Licenses Issued In 2015 = 103

The Athletic Commissioner and staff regulate amateur and professional mixed martial arts, boxing and wrestling events. They also issue Boxer's Federal Identification Cards for professional boxers as part of the Association of Boxing Commissioners.

ASBESTOS PERMIT & LICENSING

Licenses Issued In 2015 = 1,887
Permits Issued In 2015 = 97

The division administers and processes Iowa's asbestos licensing and permitting program. Iowa Asbestos Permitting & Licensing enforces regulations designed to protect Iowans from asbestos hazards and non-compliant contractors.

BOILER INSPECTION

State Inspections In 2015 = 4,256
Private Inspections In 2015 = 23,551
Total Inspections In 2015 = 27,807

The Commissioner and staff work with the Boiler Board on a variety of topics annually. They are also called upon to review code and rules for appropriate action and/or adoption or modification. They also address other responsibilities including adopting administrative rules. The staff enforces safety codes for boilers and unfired steam pressure vessels.

BUREAU OF LABOR STATISTICS

The division collects the Iowa data for the Bureau of Labor Statistics non-fatal occupational injury and illness survey and also for the census of fatal occupational injuries.

CHILD LABOR & WAGE ENFORCEMENT

WAGE PAYMENT PROGRAM

Wage Claims Received In 2015 = 629
Wage Claims Settled In 2015 = 601

Child Labor and Wage Enforcement processes claims relating to unpaid wages, vacation pay, unpaid expenses, unauthorized deductions, minimum wage, etc.

CHILD LABOR PROGRAM

Claims Closed In 2015 = 132
Work Permits Issued In 2015 = 6,576

They investigate all child labor complaints and injuries. Also, they have outreach training for employer education on wage and child labor. A wage investigator was added from money appropriated by the Iowa Legislature.

SECOND INJURY FUND

Amount Collected In 2015 = \$651,424.61

CONTRACTOR REGISTRATION

Registrations Issued In 2015 = 11,386

Citations Issued In 2015 = 605

Contractor Registration focuses resources to insure that construction contractors, performing work in Iowa, provide workman's compensation insurance and unemployment insurance to their employees. This is accomplished through public outreach, through articles and attendance at expositions and trade shows. In addition, Contractor Registration readily exchanges information with UI Tax and Iowa OSHA. These activities allow all parties to provide a better work environment for Iowans.

ELEVATOR INSPECTION

Annual Inspections In 2015 = 7,717

Other Inspections In 2015 = 1,335

(redefined for AMANDA software in FY 2015)

3rd Party Inspections In 2015 = 1,926

3rd Party Other Inspections In 2015 = 4

The Labor Commissioner and the Elevator Safety Board meet monthly to serve the public on waiver, variance requests and any other topic requiring action. They work to adopt administrative rules and keep the Legislative informed on necessary code changes.

The inspectors inspect and enforce safety codes for elevators, escalators, construction personnel hoists, wind tower elevators and related equipment.

OSHA CONSULTATION

IOSHA CONSULTATION ACTIVITIES

Education Seminars = 83

Ten-Hour Classes = 14

Attendance = 307

Consultations Conducted = 292

Employees Covered = 13,480

Serious Hazards Identified = 1,335

The division ensures there are extensive outreach to small employers (especially those with classifications under all Local Emphasis Programs (LEP's) and National Emphasis Programs (NEP's).

Voluntary Protection Program (VPP)

Active Facilities = 44

Inactive Facilities = 0

New Facilities = 2

Consultation and Education also administers Iowa OSHA's Voluntary Protection Program which promotes effective worksite based safety and health programs through partnerships with management, labor and OSHA. Businesses and Employers receiving VPP status are recognized for their outstanding commitment to workplace safety and health.

OSHA ENFORCEMENT

OSHA ENFORCEMENT INSPECTIONS

Accident Inspections In 2015 = 21

Complaint Inspections In 2015 = 165

Programmed Inspections In 2015 = 273

Referral Inspections In 2015 = 129

Follow-Up Inspections In 2015 = 0

Other Related Inspections In 2015 = 85

Total Inspections In 2015 = 673

Emphasis programs allow enforcement to better utilize staff-time and resources toward industries with higher incidence rates and more safety and health concerns. This allows Iowa OSHA to strive towards reducing the number of accidents and illnesses throughout the state. Iowa OSHA's continues to refine education, outreach and selection methods for enforcement. We look forward to substantially decreasing the number of accidents and deaths in the future.

OSHA VIOLATIONS ISSUED

Serious Violations In 2015 = 579

Willful Violations In 2015 = 0

Repeat Violations In 2015 = 36

Other Violations In 2015 = 162

Failure To Abate Violations In 2015 = 0

Total Violations In 2015 = 777

Iowa OSHA is committed to working with our Federal partners to ensure we are meeting our annual and five year strategic performance goals. We are committed to timely turn around on all OSHA inspection activities.

OSHA PENALTIES PROPOSED

Serious Penalties In 2015 = \$499,282

Willful Penalties In 2015 = \$0

Repeat Penalties In 2015 = \$118,731

Other Penalties In 2015 = \$128,113

Failure To Abate Penalties In 2015 = \$0

Total Penalties In 2015 = \$746,126

Workers' Compensation Division

Hearing–Level Adjudication

Appeal–Level Adjudication

Compliance

Online Filing & Docket System

Enforcement

Education

The Workers' Compensation Division has three core functions: adjudication of disputed workers' compensation claims, enforcement of compliance standards and education of Iowans about workers' compensation law and procedures.

The Commissioner oversees this division of Iowa Workforce Development. The division continued to reassess and revise its processes during FY15 in order to provide more prompt adjudication and effective compliance enforcement. The division has also invested significant time to map our processes to prepare for much needed technological advances. The Workers' Compensation Division staff continued an emphasis on providing statewide educational presentations to assist businesses and workers understand our state's workers' compensation laws. In addition, the division continually strives to update the website which provides information to thousands of visitors.



The WC deputy commissioners conducted 601 contested case hearings and issued 675 decisions. The average time for a case to remain pending from the date of the initiating petition until issuance of a decision was increased from 526 to 571 days. The average time from hearing to decision was decreased from 109 to 92 days.

Annual reports showing WC claim adjusting actions were required to be filed via Electronic Data Interchange (EDI) protocols. The WC Division once again continued to focus on increased compliance enforcement by actively enforcing the requirements for filing first reports of injury. The WC Division will transition from Release 2 to the more updated and common Release 3 of EDI in the upcoming year, pending IT completion of technology infrastructure.



Hearing-Level Adjudication

Hearing-level adjudication occurs when a dispute arises over an employee's entitlement to WC benefits. Most injury claims are resolved without hearing-level adjudication. Annually, over 20,000 injuries are reported, however, in FY15 only 5,094 petitions for WC benefits were filed.

WC hearing-level adjudication procedures resemble those used in the district court for non-injury cases. The following is the hearing-level adjudication process:

- An injured worker files a petition seeking benefits.
- A period for preparing the case for hearing through motions, discovery and investigation follows.
- The deputy commissioners conduct hearings in Des Moines (or one of seven other cities around the state) to decide WC claims.
- The average time from the date of a hearing to the date of an issued decision is 92 days.

Appeal-Level Adjudication

Any party dissatisfied with a deputy commissioner's decision can appeal to the commissioner for a de novo review of the case. A large number of decisions at the hearing level produced a large number of appeals. The average monthly inventory of pending appeal cases increased in FY 2015 from 156 to 242.

Compliance

Compliance administrators monitor injury and WC claim payment reporting, acting as ombudsmen. The requests for information about WC law decreased slightly from 11,431 in FY 2014 to 10,068 in FY 2015. They reviewed 4,745 settlements for approval. As time allows, the compliance administrators coordinate with the Labor Services Division to enforce proof of coverage compliance. Injury and WC claim payment data is reported to the WC Division

using the Electronic Data Interchange (EDI) protocol. In the future, the EDI database will be used to monitor WC claim payment practices as part of the compliance plan.

Online Filing and Docket System

The WC Division is currently moving forward with plans for a new filing and docket system which will allow for electronic filing of pleadings, updated case management capabilities and enhanced scheduling of arbitration hearings. If all goes as expected, the new system is expected to be implemented by mid-2016.

Enforcement

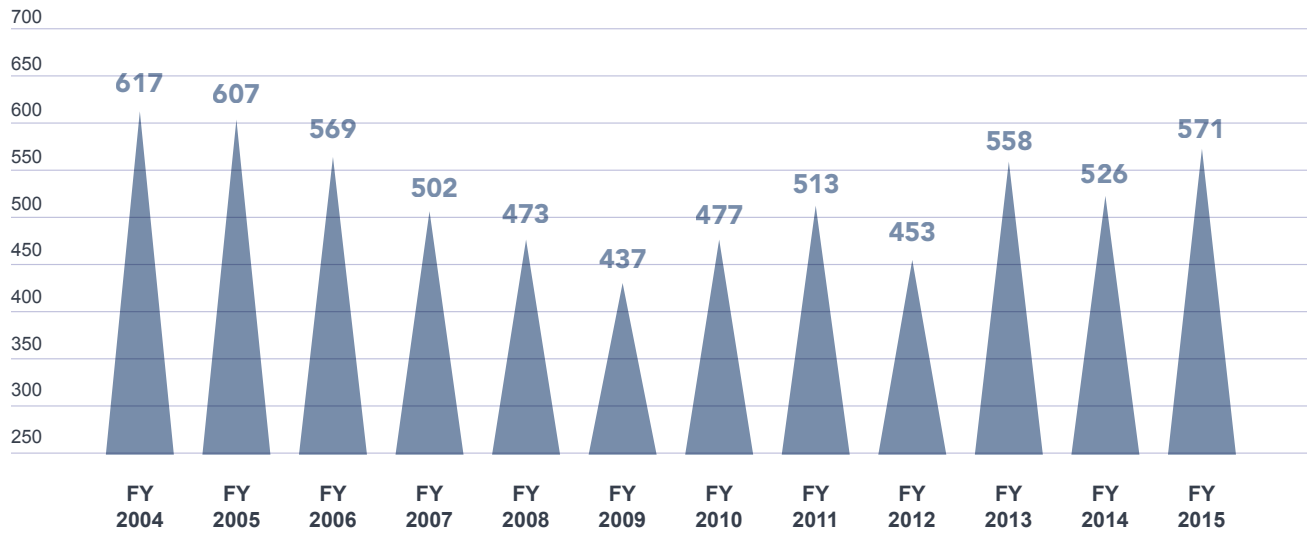
The Division of Workers' Compensation has increased its focus on requirements to file First Reports of Injury and assessing \$1,000.00 fines for failure to do so. The WC Division hopes to enforce 86.13A assessments for late commencement of WC benefits through the compliance division once the new computer system is successfully launched.

Education

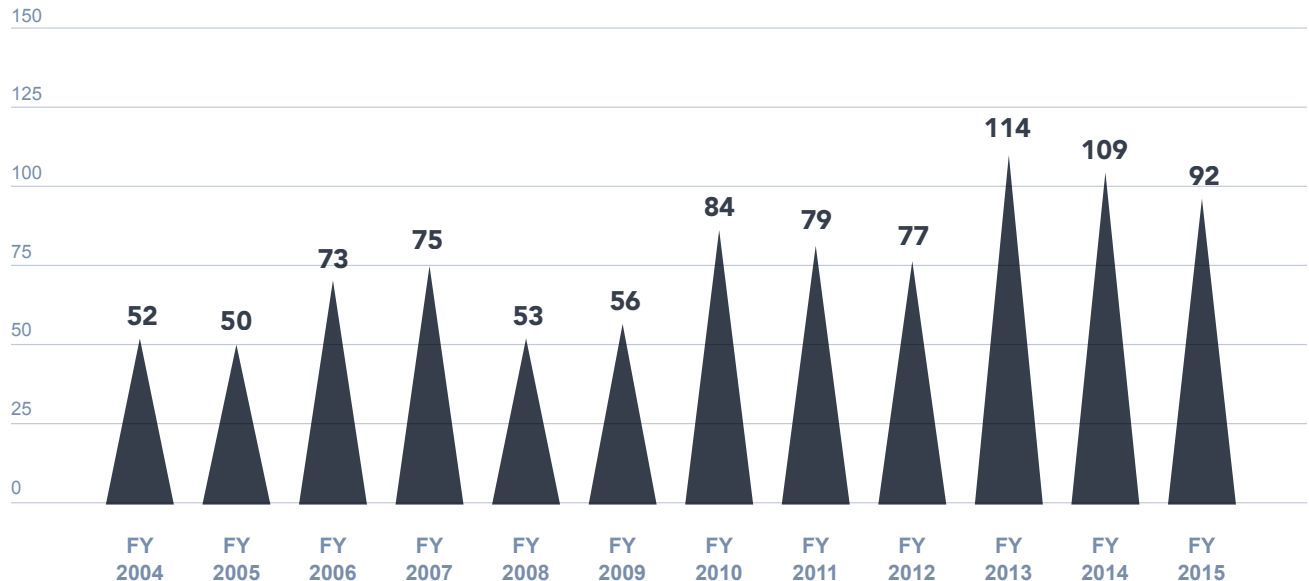
The WC Division provides information about workers' compensation law and procedures to the public on the web, including news and updates, EDI materials, weekly benefit schedules, summaries of recent appeal decisions and access to the hearing schedule.

The division issues publications that disseminate information about workers' compensation law and procedures at meetings, conferences or seminars for attorneys, insurance personnel, employee groups and employer groups.

AVERAGE DAYS FROM PETITION TO DECISION



AVERAGE DAYS FROM HEARING TO DECISION



Labor Market Information Division

Current Employment Statistics

Quarterly Census of
Employment & Wages

Occupational Employment Statistics

Local Area Unemployment Statistics

UI Statistics

Laborshed Studies

Educational Outcomes Measures

Employment & Training
Administration

Other Activities

Workforce Needs Assessment
Survey

Dislocated Worker Analysis

The Labor Market Information Division gathers, analyzes, and publishes information on the economy, workforce, and occupations.

The information created by the Labor Market Information (LMI) division is used by: businesses, economic developers, educators, job seekers, government planners, policy makers, grant writers, legislators and students who use the data to make informed decisions. This information can be found in LMI's new website www.iowalmi.gov.

In addition to regularly produced publications, staff provides customized analyses of the information that is collected, and develops products that meet specific customer needs. Following is a description of the products and programs that were embarked on during the past fiscal year.

FEDERAL AND STATE COOPERATIVE PROGRAMS


The LMI division works in cooperation with the Federal Bureau of Labor Statistics (BLS) on four programs. The programs collect and disseminate information regarding the labor force and the economy. BLS is the federal statistical agency responsible for measuring labor market activity, working conditions, and price changes in the economy. It funds the production, analysis, and publication of data on the labor force, employment and unemployment, wages, earnings, industries and occupations.



The federal-state cooperative programs require funding, methodology and oversight from the BLS. The programs include:

- Current Employment Statistics (CES),
- Quarterly Census of Employment and Wages (QCEW),
- Occupational Employment Statistics (OES),
- Local Area Unemployment Statistics (LAUS).

LMI also partners with the U.S. Census Bureau on Local Employment Dynamics (LED), and is an affiliate of the State Data Center of Iowa.



Current Employment Statistics

The Current Employment Statistics (CES) program collects information on nonfarm employment, hours, and earnings from payroll records of employers by industry. BLS produces national, state and Metropolitan Statistical Area (MSA) data. CES data is used as a leading economic indicator. The system provides analysts with a comprehensive visual graphing capability, and facilitates the flow of data between state, regional and national levels. CES staff also has several tools to assist them in reviewing monthly estimates throughout the preliminary, final and benchmark calculation processes. States are responsible for dissemination, partial data collection, entry of economic events, non-covered employment estimation and benchmarking.

Quarterly Census of Employment and Wages

The Quarterly Census of Employment and Wages (QCEW) program provides state, MSA and county data on quarterly employment and wages and number of establishments by industry. The program includes all employees covered by state UI laws, approximately 97 percent of all nonfarm employment. In addition, the program is responsible for maintaining the accuracy of establishment's information.

A redesigned QCEW program is scheduled to be released by BLS in 2018. The new system will allow processing to be conducted in a Oracle database with a web browser. It also provide increased data analysis and reporting and provide users with more detailed workforce statistics.

The QCEW team is in the process of moving off the IWD's mainframe system to a server-based system that will provide cost efficiency, more portability and flexibility for better analysis and reporting accuracy. The team has been testing the in-house SQL query system and plans to be free from the mainframe system by the end of 2016.

Occupational Employment Statistics

The Occupational Employment Statistics (OES) program collects detailed occupational wage and employment data on a sample of nearly 7,000 Iowa establishments. OES includes full-time and part-time wage and salary workers in nonfarm industries and does not cover self-employed, owners and partners in unincorporated firms, household workers or unpaid family workers. The surveys are conducted twice a year and require a response rate of 75 percent for each sampled area. Sample areas must include four balance of state areas and the nine MSA's of: Ames, Cedar Rapids, Davenport-Moline-Rock Island, Des Moines-West Des Moines, Dubuque, Iowa City, Omaha-Council Bluffs, Sioux City and Waterloo. Employers may provide responses by fax, mail, electronic submission, secured e-mail, and telephone.

Local Area Unemployment Statistics

The Local Area Unemployment Statistics (LAUS) program provides monthly and annual estimates for the civilian labor force, employment, unemployment, and the unemployment rate by place of residence. Data is produced for the state, MSAs, micropolitan areas, combined statistical areas, counties, and cities with a population of 25,000 or more residents. LAUS estimates are a major economic indicator and a major source of information for researchers, analysis and planning.

UI Statistics

The Unemployment Insurance (UI) Statistics program is responsible for completing and submitting UI reports to the Department of Labor's Employment and Training Administration. These reports include, but aren't limited to workforce characteristics of the insured unemployed, claims and payment activities, UI appeals data and weeks compensated. This reporting is done on a weekly, monthly, quarterly and annual basis.

Along with claims and UI benefit reporting, monitoring and projecting of the Unemployment Compensation Trust Fund balance is done throughout the year. This monitoring is to ensure that there are sufficient funds in the UI Trust Fund to endure heavy demands during periods of high unemployment. The Iowa Unemployment Compensation Trust Fund report is completed annually in the second quarter of each calendar year. This report describes the status of the UI Trust Fund: benefits paid, fund revenues and fund balance.

Laborshed Studies

Laborshed Studies have assisted economic development efforts throughout the state for the past 15 years and continue to be a unique tool utilized for retention and recruitment of business. The studies are conducted by IWD in partnership with the Iowa Economic Development Authority, local development groups, utilities, community colleges, and local officials. A Laborshed is defined as the region from which an employment center draws its commuting workers regardless of political boundaries.

These studies give communities the ability to document and illustrate the characteristics of their labor force, which is an effective tool for retaining and expanding existing businesses while also attracting prospective new employers into the area. The studies include potential labor force, availability and willingness to change/enter employment, occupations, wages, benefits, commuting distances, education level, job search resources, out commute/in commute, and underemployment.

In fiscal year 2015, 28 Laborshed studies were completed. Industry and occupational labor availability data was requested for business expansion and prospective recruitment for 169 different projects throughout Iowa.

Educational Outcomes Measures

The LMI Division uses wage records from the state's unemployment insurance (UI) database to report the outcomes of workforce programs, apprenticeships, training, and post-secondary education. This reporting includes employment, earning levels, type of industry by gender, race, academic degrees, and instructional program.

All of the wage data, as well as student records, are used for research and reporting purposes only. Results are published as aggregated data to protect employer and individuals' identities. This project was developed in cooperation with the Iowa Department of Education and Iowa's community colleges. Through this partnership, an annual report was produced and published.

In addition, IWD provided analysis by request for 9 different individual educational institutions across the state and the following departmental programs:

- **IWD, Promise Jobs**
- **IWD, Dislocated Workers**
- **Iowa Vocational Rehabilitation**
- **Iowa Department of Education**
- **Perkins Reporting**
- **Adult Literacy**
- **Gainful Employment**
- **GAP Exploratory Analysis**
- **Trade Adjustment Assistance Community College and Career Training**
- **Iowa Department for the Blind**
- **Iowa Department of Corrections**

Data sharing agreements have been established with the Department of Education, Department of Corrections, Vocational Rehabilitation Services, Department for the Blind, Criminal and Juvenile Justice Planning in the Department of Human Rights, U.S. Department of Labor's Office of Apprenticeships, all 15 community college districts in Iowa, select private and regent colleges, and the Department of Labor's Wage Record Interchange System.

Employment and Training Administration

IWD is funded by ETA to provide policy and program guidance for the development, management and delivery of labor market and workforce information which is funded through Workforce Information Grants to states. The grant funds are used to develop and disseminate essential state and local labor market information for job seekers, employers, educators, economic developers, employment specialists, policymakers and others. Activities under the auspice of the grant include:

01 / Workforce Information Database (WID)

The WID provides states with a common structure for storing accurate and reliable data. It serves as the cornerstone for the workforce investment system and ensures standard and comparable data across states. Data maintained in the WID include employment projections; wages, educational and training institutions; contact information for employers; and occupational licenses and certifications.

02 / State and local industry and occupational employment projections

The projections are one of the most frequently requested employment statistics besides the unemployment rate. Methodology, software and guidelines for the creation of projections are provided by the Projections Managing Partnership.

Iowa prepared and disseminated long-term industry and occupational projections for the fifteen Iowa Workforce Development Regions for the 2012-2022 time period

Short-term statewide industry and occupational projections were prepared for the 2014-2016 time period were prepared and disseminated

03 / Statewide Annual Economic Analysis Report

ETA requires a statewide economic analysis report and encourages annual publication. The report should include accurate data and resources that enable job seekers, employers, staff, and policy makers to make informed decisions. The reports created included Iowa's Workforce and the Economy, Status of the Iowa Workforce and the Economy, and the Iowa Wage Reports.

Other actives included:

01 / endeavors undertaken to replace the current labor market information website, IWIN with a more dynamic and interactive system

02 / career and labor market information presentations were provided to IWD staff, job seekers, career changers, veterans, educators and partners

03 / updating several labor market information publications

04 / working collaboratively with state agencies and community organizations to provide information and form partnerships

Workforce Needs Assessment Survey

The Workforce Needs Assessment Survey, a survey of Iowa Employers, was conducted in the Fall of 2014 by Iowa Workforce Development. Employers were asked to provide information regarding their current level of employment, current and expected job vacancies, skills of their applicants, expected retirements and benefits packages offered to employees. The goal of the survey was to collect and analyze data regarding the demand for workers and the skills required of workers in the area.

This information is used by economic developers, government agencies, employers, and the Department of Education (DE) to guide their decision making on issues related to workforce development, vocational training, and employee recruitment.

Responses to the survey were detailed in a statewide report, and 18 individual regional marketing area reports were also produced.

Dislocated Worker Analysis

When an organization has a mass layoff event, Iowa Workforce Development holds a Rapid Response information session, usually at the location of the business. During this session, IWD staff asks participants to complete a Dislocated Worker Survey. The information from these surveys are aggregated and analyzed and distributed in the form of the Dislocated Worker Fact Sheet.

In fiscal year 2015, the Regional Research and Analysis Bureau completed 14 individual Dislocated Worker Fact Sheets and an annual report. These fact sheets provide workforce office staff, employers and prospective businesses with information about affected workforce in the area. There is demographic information, along with median salaries, education level, work experience, and advertising utilization. For workforce professionals the fact sheet also compiles information about the interest workers have in training programs designed to improve their knowledge and find new employment.

Iowa has also been leading a 10-state initiative designed to create and utilize a common dislocated worker survey. The group, with the support of DOL/ETA, has been successful in the creation and utilization of this common worker survey in all ten states to date. Future projects for this initiative include a regional database of workers and a pre-event employer survey.

Information Technology Division


The Information Technology (IT) Division works diligently to support the various initiatives and programs in which IWD participates.

Initiatives for the IT Division in 2015 included the launch of a new agency website, iowaworkforcedevelopment.gov in addition to beginning two major projects: UI Services Account and the iUS System. Both the UI Services Account and the iUS System are ongoing initiatives as IT works to further the development and implementation of both programs.



UI SERVICES ACCOUNT

New UI Services Account will help reduce fraud and improve process performance. The UI Services Account will also capture participant data and is integrated across state agencies and programs. This is an important part of the WIOA implementation because the account will capture relevant data and will allow us to remain compliant when reporting success of workforce programs.



THE IDAHO PROJECT (iUS SYSTEM)

This program is a dot net based solution taking the place of the 40-year-old mainframe currently used by IWD to run its UI programs. The iUS system has been built to withstand the numerous changes and requirements that impact UI. The iUS system has the potential to be the backbone of IWD's unemployment program for the next 40 years.

In addition to ongoing IT needs, the IT Division is currently involved in assisting with a variety of IWD projects.

PROMISE JOBS

Facilitated the conversion to a paperless application which allows case managers to store all documents online for easier retrieval.

TREASURY OFFSET PROGRAM (TOP)

Allows UI tax and UI benefit over-payments to intercept federal tax returns to satisfy over-payment debt.

HOME BASED IOWA WEBSITE

Launched Home Base Iowa website in collaboration with Iowa Economic Development Authority to educate Iowans on veteran services.

MISCLASSIFICATION/1099 EXTRACT

System in interrogate data from IRS to identify companies misclassifying employees as contractors.

VOLUNTARY SHARED WORK PROGRAM

Provides data to a research group to determine effects of allowing employees to collect UI for partial payment in order to keep them employed.

REGIONAL WORKFORCE INVESTMENT BOARDS (RWIB) WEBSITE

Launched RWIB website to help the 15 Regional Workforce Boards meet federal and state requirements.

WEBSense ENTERPRISE SECURITY IMPLEMENTATION

Implementation of updates to the web security program.

EMC AVAMAR BACKUP IMPLEMENTATION

New backup system for all applications.

CISCO SOURCEFIRE FIREWALL IMPLEMENTATION

Implementation helps enhanced security infrastructure.

GOOGLE CHROMEBOOK MOBILE OFFICES IN WATERLOO AND DENISON

Created mobile for rapid response using Google Chromebooks for efficiency and security.

CISCO MERAKI SWITCH IMPLEMENTATION IN DAVENPORT

Replaced network infrastructure with more efficient and secure equipment

KOFAX/OPEX IMPLEMENTATION

Implementation of upgraded scanning system and replaced equipment.

CISCO WIRELESS LAN CAPABILITY IMPROVEMENT

Conducted an upgraded Wireless Access Points.

UPGRADED DESKTOP SYSTEMS FROM WINDOWS XP

UPGRADED NETWORK SERVERS FROM WINDOWS 2003

FY 2015 Monthly Expenditure Report

June 2015 Final



FY 2015 Monthly Expenditure Report By Division

JUNE, 2015 FINAL

GRAND TOTAL OF EXPENDITURES IN 2015 FOR THE MONTH OF JUNE

2015 BUDGET **\$175,837,614**
2015 EXPENDITURES **\$105,489,920**
2015 EXPENDITURES
PERCENTAGE **59.99%**

DIRECTOR'S OFFICE	'15 BUDGET	'15 EXP	% EXP
Indirect Cost, Director's	\$512,397	\$492,396	96%
Unemployment Appeals, Director	\$15,000	\$15,005	100%
Director's Office, Penalty and Interest	\$50,000	\$27,048	54%
TOTALS	\$577,397	\$534,449	93%

ADMINISTRATIVE SERVICES DIVISION	'15 BUDGET	'15 EXP	% EXP
Indirect Costs, Admin	\$882,061	\$760,389	86%
Indirect Costs, Accounting	\$551,177	\$455,360	83%
Indirect Costs, Budgeting and Reporting	\$497,470	\$434,253	87%
Unemployment, Financial Management	\$186,615	\$186,337	100%
Indirect Costs, Purchasing	\$257,004	\$201,017	78%
Indirect Costs, Personnel	\$254,743	\$224,076	88%
Indirect Costs, Premises	\$536,235	\$476,231	89%
Indirect Costs, Overhead	\$1,231,770	\$1,148,469	93%
Indirect Cost, Printing	\$265,178	\$94,206	36%
Indirect Cost, Supply Rm	\$142,017	\$130,373	92%
Indirect Costs, Previous Year's Surplus	\$119,053	\$0	0%
Trade Act, Budgeting and Reporting	\$11,311	\$10,654	94%
Trade Act, Accounting	\$86,149	\$92,765	108%
Penalty and Interest, Financial Services	\$100,000	\$44,490	44%
Penalty and Interest, Overhead	\$150,000	\$86,632	58%
Penalty and Interest, I3 System	\$105,000	\$68,148	65%
Penalty and Interest, Infrastructure	\$2,000,000	\$588,097	29%
TOTALS	\$7,375,783	\$5,001,497	68%

INFORMATION TECHNOLOGY DIVISION

	'15 BUDGET	'15 EXP	% EXP
IT Services Bureau	\$3,216,944	\$2,945,792	92%
IT Services Bureau	\$350,775	\$263,374	75%
IT Services Bureau	\$325,000	\$413,925	127%
IT Services Bureau	\$915,958	\$868,803	95%
IT Services Bureau, REA	\$93,167	\$3,014	3%
IT, ACES Program	\$908,477	\$726,164	80%
IT, Other Direct UI costs, Automation	\$1,735,279	\$1,651,459	95%
IT, Home Base Iowa	\$407,725	\$331,127	81%
IT, Worker's Compensation	\$164,807	\$164,807	100%
IT, Disability Grant	\$10,000	\$0	0%
IT, TAA, Administration	\$48,755	\$40,885	84%
IT, Penalty and Interest	\$100,000	\$115,441	115%
IT, TAA Case Management	\$169,578	\$182,915	108%
IT, WIA Service Provider, Estimated Payments	\$200,850	\$0	0%
Unemployment, ICON	\$148,760	\$76,088	51%
TOTALS	\$8,796,075	\$7,783,794	88%

LABOR DIVISION

	'15 BUDGET	'15 EXP	% EXP
Athletic Commission, Actual Receipts	\$136,892	\$69,873	51%
BLS, COF 50-50, Federal Share	\$18,353	\$10,569	58%
BLS, COF 50-50, State Share	\$18,353	\$10,569	58%
BLS, ROSH, 50-50, Federal Share	\$93,519	\$93,631	100%
BLS, ROSH, 50-50, State Share	\$149,918	\$121,661	81%
Boiler Inspection, Actual Receipts	\$1,706,318	\$978,092	57%
Elevator Inspection, Actual Receipts	\$2,795,324	\$1,648,749	59%
Contractor Registration, Actual Receipts	\$1,825,320	\$773,841	42%
Labor, 100% State (AB, LA, LH, MW)	\$889,612	\$793,606	89%
OSHA, 100% Federal	\$8,739	\$10,879	124%
OSHA, 90-10, Federal Share	\$792,515	\$829,725	105%
OSHA, 90-10, State Share	\$224,410	\$92,200	41%
OSHA, 50-50, Federal Share (AB, CT, HE, LA, SF)	\$2,036,747	\$1,947,162	96%
OSHA, 50-50, State Share (AB, CT, HE, LA, SF)	\$2,804,785	\$1,901,714	68%
TOTALS	\$13,500,805	\$9,282,271	69%

WORKERS' COMPENSATION DIVISION

	'15 BUDGET	'15 EXP	% EXP
Automation, Penalty and Interest Carryover	\$138,889	\$12,616	9%
Misc. Receipts, Actual, Revenue, SFY 15	\$434,690	\$241,167	55%
State Appropriation, Work Comp (WC,WJ,WT), Carryover	\$187,488	\$187,488	100%
State Appropriation, Work Comp (WC,WJ,WT)	\$3,094,237	\$3,094,237	100%
\$136,541 in Appropriations are in IT section of report			
TOTALS	\$3,855,304	\$3,535,508	92%

UNEMPLOYMENT DIVISION

	'15 BUDGET	'15 EXP	% EXP
UI Benefit Redesign	\$934,891	\$595,899	64%
UI Appeals	\$3,668,184	\$3,186,100	87%
UI, Administration	\$941,371	\$864,140	92%
UI, Overhead	\$50,000	\$39,347	79%
UI, Tax	\$4,725,439	\$4,216,862	89%
UI, Quality Control	\$1,011,480	\$975,368	96%
UI, Inspections	\$1,161,141	\$1,094,781	94%
UI, Call Center	\$7,391,686	\$7,492,689	101%
UI, Recovery Unit	\$978,943	\$734,991	75%
UI, Upjohn	\$125,000	\$90,729	73%
State Appropriations, Misclassification	\$451,458	\$273,199	61%
UI, Modernization, ARRA	\$0	\$0	
Unemployment, Automation, SBR's	\$4,546,353	\$1,317,232	29%
Unemployment, Automation, Integrity	\$1,047,590	\$1,040,453	99%
UI, Call Center, Penalty and Interest	\$100,000	\$1,812	2%
Tax Specific, Penalty and Interest	\$130,317	\$79,184	61%
TOTALS	\$27,263,853	\$22,002,786	81%

LABOR MARKET & INFORMATION DIVISION

	'15 BUDGET	'15 EXP	% EXP
AMOS	\$100,000	\$100,000	100%
Indirect Cost, Communications	\$355,541	\$226,186	64%
Marketing/Web Dev, Penalty and Interest	\$175,000	\$189,608	108%
Indirect Cost, Communications	\$272,620	\$279,679	103%
Information and Policy	\$380,427	\$351,068	92%
UI, Service Center	\$1,161,504	\$887,174	76%
Actuarial, Penalty and Interest	\$154,277	\$127,127	82%
LMI, Penalty and Interest	\$349,223	\$1,245	0%
Labor Benefit Surveys	\$197,983	\$197,983	100%
Labor Benefit Surveys, Misc Receipts	\$567,450	\$454,405	80%
Laborshed, Wagner Peyser	\$157,800	\$101,091	64%
Educational Outcomes	\$104,895	\$73,743	70%
Miscellaneous Revenue	\$9,493	\$3	0%
LMI, Trade Act , Administration	\$40,757	\$25,316	62%
LMI, Trade Act, Case Management	\$34,251	\$45,925	134%
CES	\$108,605	\$96,447	89%
ES-202	\$489,423	\$424,156	87%
LAUS	\$254,858	\$216,214	85%
Reemployment Connection	\$38,500	\$38,500	100%
Minnesota ALMIS	\$168,445	\$35,907	21%
Mandatory Education Reporting	\$117,426	\$78,566	67%
Apprenticeship Program, WIA NEG	\$175,000	\$64,587	37%
OES/BLS	\$480,631	\$416,659	87%
One Stop LMI	\$710,598	\$362,747	51%
TOTALS	\$6,604,707	\$4,794,336	73%

WORKFORCE ADMINISTRATION DIVISION

	'15 BUDGET	'15 EXP	% EXP
Foreign Labor Certification, est.	\$88,383	\$84,913	96%
ATAA Training	\$727,116	\$613,907	84%
Disability Grant	\$1,147,405	\$674,266	59%
FA E & T, Field Operations (incl WAWX)	\$196,507	\$79,300	40%
Governor's 10%, NCRC Program	\$513,000	\$503,518	98%
Penalty and Interest, Workforce Admin	\$275,000	\$32,008	12%
Promise Jobs	\$13,859,322	\$12,730,205	92%
Promise Jobs, Quality Assurance	\$520,097	\$490,341	94%
Promise Jobs, FSSG	\$80,000	\$66,595	83%
State Approps, Field, State Board, Libraries	\$8,048,811	\$8,048,811	100%
State Approps, Webster City, Ft Madison, Decorah, Ia City	\$1,565,230	\$685,235	44%
State Approps, Field Operations, UI Reserve Fund	\$400,000	\$400,000	100%
State Approps, Field Operations, P and I Funds	\$1,766,084	\$660,146	37%
SS, WIPA Grant & DHS, Voc Rehab (FP, PF, DH)	\$206,127	\$192,280	93%
State Appropriations, Offender, Field (incl WA)	\$381,761	\$252,888	66%
TAA Administration, Field Operations (FR, Numeric)	\$641,882	\$617,530	96%
TAA Training	\$9,246,303	\$1,815,321	20%
TAA Case Management (FR, Numeric)	\$418,016	\$371,879	89%
Ticket to Work	\$341,337	\$272,578	80%
Unemployment, Basic Funds, Field Operations (incl WX)	\$4,926,522	\$4,719,673	96%
Unemployment, REA Grant, Field Operations (incl FN)	\$1,144,902	\$1,124,864	98%
Veteran's DVOP, Field Operations (incl WA)	\$1,661,184	\$1,417,311	85%
Vet Policy Academy	\$20,787	\$9,640	46%
Wagner Peyser, Field Operations (incl WAWX)	\$5,206,021	\$4,847,131	93%
Wagner Peyser, Reserve for WOTC Shortfall	\$300,000	\$0	0%
Workforce Investment Act	\$17,421,183	\$11,531,886	66%
WOTC	\$311,440	\$313,053	101%
TOTALS	\$71,414,420	\$52,555,279	74%

RESERVED FUNDS FOR SFY 2015

IT, ACES Program	\$227,119
Disability Grant	\$53,060
FA E & T	\$0
Foreign Labor Certification	\$21,327
Labor Commission, Federal Funds, COF	\$3,700
Labor Commission, Federal Funds, ROSH	\$23,261
Labor Commission, Federal Funds, OSHA 90-10	\$188,125
Labor Commission, Federal Funds, OSHA 100%	\$2,140
Labor Commission, Federal Funds, OSHA 50-50	\$497,900
Labor Market, LAUS	\$61,280
Labor Market, OES	\$109,553
Labor Market, CES	\$25,379
Labor Market, ES-202	\$111,428
TAA Case Management	\$77,027
TAA Administration	\$154,053
TAA Training	\$0
UI, Baseline	\$7,000,000
Veteran's DVOP	\$395,250
WOTC	\$67,152
TOTALS	\$9,017,754

CONTINGENCY FUNDS

ACES Program	\$24,655
Apprenticeship Program, WIA NEG	\$6,000,000
Foreign Labor Certification	\$32,728
Labor Commission, Misc Receipts, Actual Receipts	\$6,070
Labor Commission, State Appropriations	\$386,557
Penalty and Interest	\$5,770,968
Penalty and Interest, General Operations, Cash Flow	\$850,000
Penalty and Interest, Temporary Loans	\$0
Penalty and Interest, Permanent Loans	\$1,100,000
Reed Act, Benefit Redesign	\$2,633,162
Supply Room Inventory	\$31,118
Ticket to Work	\$358,644
Trade Act, Admin	\$671,198
Trade Act, Case Management	\$299,937
UI Baseline, \$2,698,514 of UI admin expired.....became automation	\$3,832,383
UI Automation	\$3,058,451
UI, REA Program	\$0
UI, Modernization	\$131,351
Veteran's Programs	\$56,902
Wagner Peyser	\$981,784
Wagner Peyser, Gov 10%	\$169,756
WOTC	\$0
Workforce Investment Act, Administration	\$1,035,852
TOTALS	\$27,431,516

FY 2015 Monthly Expenditure Report By Program

JUNE, 2015 FINAL

GRAND TOTAL OF EXPENDITURES IN 2015 FOR THE MONTH OF JUNE

2015 BUDGET **\$175,837,614**
2015 EXPENDITURES **\$105,489,920**
2015 EXPENDITURES
PERCENTAGE **59.99%**

US DEPARTMENT OF LABOR - ETA

	'15 BUDGET	'15 EXP	% EXP
FOREIGN LABOR CERTIFICATION	\$121,111	\$84,913	70.11%
ALTERNATIVE TRADE ADJ AST.	\$727,116	\$613,907	84.43%
DISABILITY GRANT	\$1,157,405	\$674,266	58.26%
GOVERNOR'S 10%	\$682,756	\$503,518	73.75%
REED ACT, TAX REDESIGN	\$2,633,162	\$0	0.00%
TRADE ADJUSTMENT ASSISTANCE	\$11,668,137	\$3,203,190	27.45%
UNEMPLOYMENT, MODERNIZATION	\$131,351	\$0	0.00%
UNEMPLOYMENT, AUTOMATION	\$10,387,673	\$4,009,144	38.60%
UNEMPLOYMENT, BASE	\$31,514,346	\$25,435,522	80.71%
UNEMPLOYMENT, REA	\$1,238,069	\$1,127,878	91.10%
UI, EMERGENCY BENEFITS		Included in the UI Base line of this report	
VETERANS PROGRAMS	\$1,718,086	\$1,417,311	82.49%
WAGNER PEYSER	\$7,053,330	\$5,279,349	74.85%
WORK OPP TAX CREDIT (WOTC)	\$311,440	\$313,053	100.52%
WORKFORCE INVESTMENT ACT	\$24,670,535	\$11,634,973	47.16%

US DEPARTMENT OF LABOR - OSHA

	'15 BUDGET	'15 EXP	% EXP
OSHA, 100%	\$10,879	\$10,879	100.00%
OSHA, 50-50	\$2,534,647	\$1,947,162	76.82%
OSHA, 90-10	\$980,640	\$829,725	84.61%

US DEPARTMENT OF LABOR - BLS

	'15 BUDGET	'15 EXP	% EXP
BUREAU LABOR STATS, COF 50-50	\$22,053	\$10,569	47.93%
BUREAU LABOR STATS, ROSH, 50-50	\$116,780	\$93,631	80.18%
CURRENT EMPLOYMENT STATS (CES)	\$133,984	\$96,447	71.98%
EMPL & WAGE CENSUS (ES-202)	\$600,851	\$424,156	70.59%
EMPLOYMENT STATISTICS (ACES)	\$933,132	\$726,164	77.82%
LOCAL AREA UNEMPL STATS (LAUS)	\$316,138	\$216,214	68.39%
OCCUPATIONAL EMPL STATS (OES)	\$590,184	\$416,659	70.60%
ONE STOP LABOR MARKET INFO	\$710,598	\$362,747	51.05%

DEPT OF HEALTH & HUMAN SERVICES

	'15 BUDGET	'15 EXP	% EXP
FA E & T PROGRAM	\$196,507	\$79,300	40.35%
PROMISE JOBS	\$14,459,419	\$13,287,141	91.89%
SOCIAL SECURITY, WIPA GRANT	\$206,127	\$192,280	93.28%

STATE GENERAL FUND

	'15 BUDGET	'15 EXP	% EXP
STATE APPROPP, AMOS	\$100,000	\$100,000	100.00%
STATE APPROPP, LABOR	\$4,473,635	\$2,919,750	65.27%
STATE APPROP, FIELD OPS & CARRYOVER	\$9,614,041	\$8,734,046	90.85%
STATE APPROP, WORK COMP	\$3,446,532	\$3,446,532	100.00%
STATE APPROP, OFFENDER PRG	\$381,761	\$252,888	66.24%
STATE APPROP, MISCLASSIFICATION	\$451,458	\$273,199	60.51%
PENALTY AND INTEREST, APPROP, FIELD	\$1,766,084	\$660,146	37.38%

OTHER SOURCES

	'15 BUDGET	'15 EXP	% EXP
ATHLETIC COMMISSION	\$136,892	\$69,873	51.04%
BOILER INSPECTIONS	\$1,706,318	\$978,092	57.32%
ELEVATOR INSPECTIONS	\$2,795,324	\$1,648,749	58.98%
CONTRACTOR REGISTRATION	\$1,825,320	\$773,841	42.39%
INDIRECT RESERVE FUND	\$119,053	\$0	0.00%
LABOR COMMISSION, MISC RECEIPTS	\$6,070	\$0	0.00%
LABOR BENEFIT SURVEYS, RECEIPTS	\$567,450	\$454,405	80.08%
LABOR SURVEYS	\$197,983	\$197,983	100.00%
MINNESOTA ALMIS	\$168,445	\$35,907	21.32%
EDUCATIONAL OUTCOMES	\$104,895	\$73,743	70.30%
PENALTY AND INTEREST, OTHER	\$11,548,674	\$1,373,456	11.89%
RESERVE FUND INTEREST	\$400,000	\$400,000	100.00%
LABOR MARKET INFO, MISC RECEIPTS	\$9,493	\$3	0.03%
MANDATORY EDUCATION REPORTING	\$117,426	\$78,566	66.91%
UPJOHN	\$125,000	\$90,729	72.58%
VET POLICY ACADEMY	\$20,787	\$9,640	46.38%
TICKET TO WORK	\$699,981	\$272,578	38.94%
WORK COMP, OTHER REVENUE	\$434,690	\$241,167	55.48%

TOTAL FROM PAGES 63 & 64

\$157,043,768	\$96,075,391	61.18%
----------------------	---------------------	---------------

RESERVED REVENUE	'15 BUDGET	'15 EXP	% EXP
FOREIGN LABOR CERTIFICATION	\$21,327	\$0	0.00%
BLS, ACES PROGRAM	\$227,119	\$0	0.00%
DISABILITY GRANT	\$53,060	\$0	0.00%
VETERANS, RESERVE	\$395,250	\$0	0.00%
FOOD STAMPS, RESERVE	\$0	\$0	0.00%
TAA, RESERVE	\$231,080	\$0	0.00%
WOTC RESERVE	\$67,152	\$0	0.00%
UNEMPLOYMENT, BASE, RESERVE	\$7,000,000	\$0	0.00%
TOTALS	\$7,994,988	\$0	0.00%

NON-REVENUE GENERATING	'15 BUDGET	'15 EXP	% EXP
INDIRECT COST POOL	\$10,566,890	\$9,414,529	89.09%
WIA, IT REIMBURSEMENTS	\$200,850	\$0	0.00%
SUPPLY ROOM	\$31,118	\$0	0.00%
TOTALS	\$10,798,858	\$9,414,529	87.18%

FY 2015 Monthly Expenditure Report By Funding Source

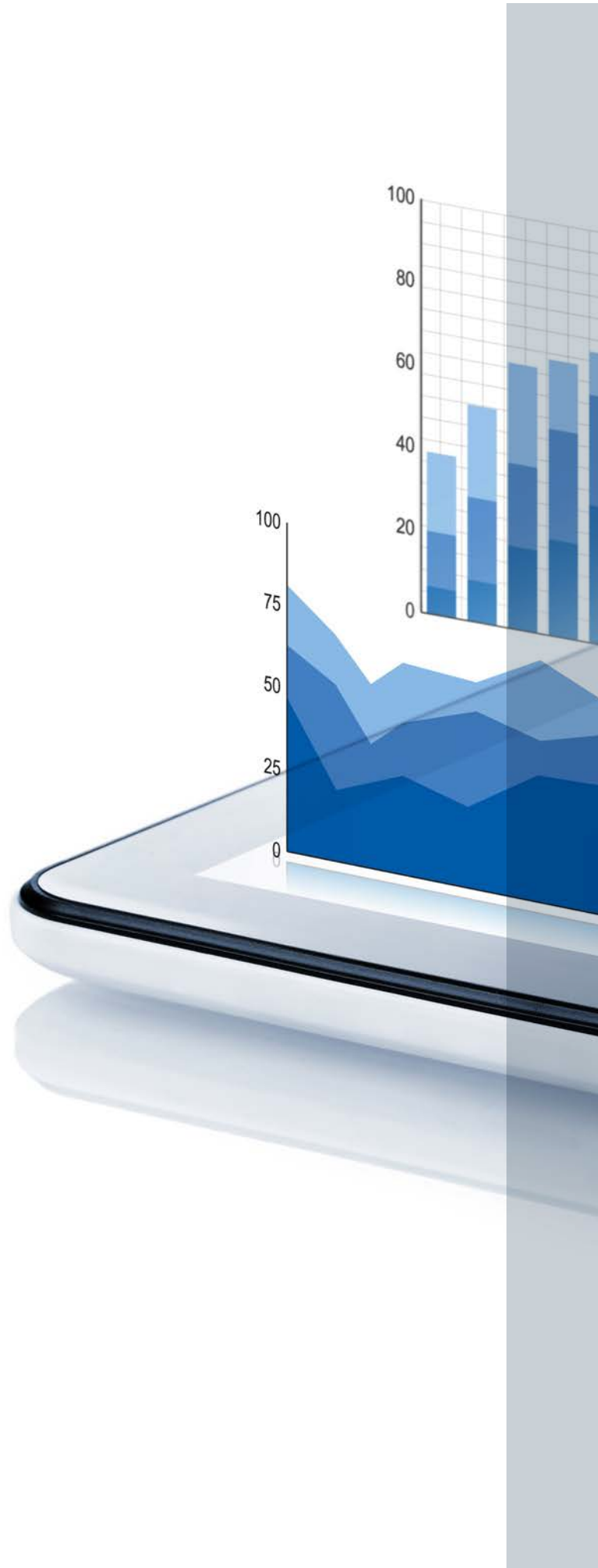
JUNE, 2015 FINAL

FEDERAL FUNDS	'15 BUDGET	'15 EXP	% EXP
US DEPARTMENT OF LABOR			
BUREAU OF LABOR STATISTICS	\$3,650,839	\$2,346,587	64.28%
EMPLOYMENT AND TRAINING ADMINISTRATION	\$48,810,633	\$23,724,480	48.61%
OCCUPATIONAL SAFETY & HEALTH ADMIN.	\$3,526,166	\$2,787,766	79.06%
UNEMPLOYMENT DIVISION	\$52,904,601	\$30,572,544	57.79%
US DEPARTMENT OF HUMAN SERVICES			
HEALTH AND HUMAN SERVICES	\$14,862,053	\$13,558,721	91.23%

STATE GENERAL FUNDS	'15 BUDGET	'15 EXP	% EXP
AMOS	\$100,000	\$100,000	100.00%
FIELD OFFICES	\$9,614,041	\$8,734,046	90.85%
LABOR PROGRAMS	\$4,473,635	\$2,919,750	65.27%
WORKER'S COMPENSATION	\$3,446,532	\$3,446,532	100.00%
MISCLASSIFICATION	\$451,458	\$273,199	60.51%
OFFENDER PROGRAM	\$381,761	\$252,888	66.24%
<hr/>			
OTHER SOURCES	'15 BUDGET	'15 EXP	% EXP
ATHLETIC COMMISSION	\$136,892	\$69,873	51.04%
BOILER INSPECTIONS	\$1,706,318	\$978,092	57.32%
ELEVATOR INSPECTIONS	\$2,795,324	\$1,648,749	58.98%
CONTRACTOR REGISTRATION	\$1,825,320	\$773,841	42.39%
INDIRECT RESERVE FUND	\$119,053	\$0	0.00%
LABOR COMMISSION, MISC. RECEIPTS	\$6,070	\$0	0.00%
LABORSHED	\$765,433	\$652,388	85.23%
MINNESOTA ALMIS	\$168,445	\$35,907	21.32%
PENALTY AND INTEREST	\$13,314,758	\$2,033,602	15.27%
EDUCATIONAL OUTCOMES	\$104,895	\$73,743	70.30%
REVOLVING ACCOUNT INTEREST	\$400,000	\$400,000	100.00%
LABOR MARKET INFO, MISC RECEIPTS	\$9,493	\$3	0.03%
UPJOHN	\$125,000	\$90,729	72.58%
VET POLICY COUNCIL	\$20,787	\$9,640	46.38%
TICKET TO WORK	\$699,981	\$272,578	38.94%
WORKER'S COMPENSATION, COPYING	\$434,690	\$241,167	55.48%
<hr/>			
TOTALS FROM ALL SOURCES	\$164,854,178	\$95,996,825	58.23%

* WIA Reimbursements, Indirect and Supply Room are not included as they do not represent revenue. They are distribution accounts.

IOWA WORKFORCE DEVELOPMENT



IOWA WORKFORCE DEVELOPMENT CUSTOMER SERVICE

Phone: 515-281-5387 (Local Des Moines)
Phone: 800-562-4692

Hours: (excluding state holidays)

8:00 am - 4:30 pm Monday
8:00 am - 4:30 pm Tuesday
8:00 am - 4:30 pm Wednesday
8:00 am - 4:30 pm Thursday
8:00 am - 4:30 pm Friday

UNEMPLOYMENT INSURANCE BENEFITS

Phone: 866-239-0843
Email: uiclaimshelp@iwd.iowa.gov

Hours: (excluding state holidays)

8:00 am - 4:30 pm Monday
8:00 am - 4:30 pm Tuesday
8:00 am - 4:30 pm Wednesday
8:00 am - 4:30 pm Thursday
8:00 am - 4:30 pm Friday

iowaworkforcedevelopment.gov