



OFFICE OF AUDITOR OF STATE
STATE OF IOWA

Mary Mosiman, CPA
Auditor of State

State Capitol Building
Des Moines, Iowa 50319-0004

Telephone (515) 281-5834 Facsimile (515) 242-6134

NEWS RELEASE

FOR RELEASE

February 24, 2017

Contact: Andy Nielsen
515/281-5834

Auditor of State Mary Mosiman today released an audit report on the City of Clarinda, Iowa.

The City's receipts totaled \$6,280,904 for the year ended June 30, 2016, a 14.3% decrease from the prior year. The receipts included \$2,095,421 in property tax, \$66,907 in tax increment financing, \$2,582,207 from charges for service, \$828,649 from operating grants, contributions and restricted interest, \$94,557 from capital grants, contributions and restricted interest, \$455,211 from local option sales tax, \$54,750 from hotel/motel tax, \$89,843 from commercial/industrial tax replacement, \$8,294 from unrestricted interest on investments, and \$5,065 from other general receipts.

Disbursements for the year ended June 30, 2016 totaled \$7,417,186, a 10.8% increase over the prior year, and included \$1,162,085 for capital projects, \$1,127,618 for public safety, \$948,919 for culture and recreation and \$940,471 for public works. Also, disbursements for business type activities totaled \$2,226,554.

A copy of the audit report is available for review in the City Clerk's Office, in the Office of Auditor of State and on the Auditor of State's web site at <https://auditor.iowa.gov/reports/1620-0674-B00F>.

###

CITY OF CLARINDA

INDEPENDENT AUDITOR'S REPORTS
BASIC FINANCIAL STATEMENTS
SUPPLEMENTARY AND OTHER INFORMATION
SCHEDULE OF FINDINGS

JUNE 30, 2016

Table of Contents

		<u>Page</u>
Officials		3
Independent Auditor’s Report		5-8
Management’s Discussion and Analysis		9-14
Basic Financial Statements:	<u>Exhibit</u>	
Government-wide Financial Statement:		
Cash Basis Statement of Activities and Net Position	A	16-17
Governmental Fund Financial Statement:		
Statement of Cash Receipts, Disbursements and Changes in Cash Balances	B	18-19
Proprietary Fund Financial Statement:		
Statement of Cash Receipts, Disbursements and Changes in Cash Balances	C	20
Notes to Financial Statements		21-31
Other Information:		
Budgetary Comparison Schedule of Receipts, Disbursements and Changes in Balances - Budget and Actual (Cash Basis) – All Governmental Funds and Proprietary Funds		34-35
Notes to Other Information – Budgetary Reporting		36
Schedule of the City’s Proportionate Share of the Net Pension Liability		37
Schedule of City Contributions		38-39
Notes to Other Information – Pension Liability		40
Supplementary Information:	<u>Schedule</u>	
Schedule of Cash Receipts, Disbursements and Changes in Cash Balances – Nonmajor Governmental Funds	1	42-43
Schedule of Cash Receipts, Disbursements and Changes in Cash Balances – Nonmajor Proprietary Funds	2	45
Schedule of Indebtedness	3	46-47
Bond Maturities	4	49
Schedule of Receipts by Source and Disbursements by Function – All Governmental Funds	5	50-51
Independent Auditor’s Report on Internal Control over Financial Reporting and on Compliance and Other Matters Based on an Audit of Financial Statements Performed in Accordance with <u>Government Auditing Standards</u>		53-54
Schedule of Findings		55-56
Staff		57

City of Clarinda

Officials


(Before January 2016)

<u>Name</u>	<u>Title</u>	<u>Term Expires</u>
Gordon Kokenge	Mayor	Jan 2018
Gary Alger	Mayor Pro tem	Jan 2016
Lisa Hull	Council Member	Jan 2016
Jeff McCall	Council Member	Jan 2016
James Shore	Council Member	Jan 2018
Darrel Wichman	Council Member	Jan 2018
Gary McClarnon	City Manager/Clerk/Treasurer	Indefinite
Ron Bitting	Attorney	Indefinite

(After January 2016)

<u>Name</u>	<u>Title</u>	<u>Term Expires</u>
Gordon Kokenge	Mayor	Jan 2018
Lisa Hull	Mayor Pro tem	Jan 2020
James Shore	Council Member	Jan 2018
Darrel Wichman	Council Member	Jan 2018
Gary Alger	Council Member	Jan 2020
Jeff McCall	Council Member	Jan 2020
Gary McClarnon	City Manager/Clerk/Treasurer	Indefinite
Ron Bitting	Attorney	Indefinite

City of Clarinda



OFFICE OF AUDITOR OF STATE
STATE OF IOWA

Mary Mosiman, CPA
Auditor of State

State Capitol Building
Des Moines, Iowa 50319-0004

Telephone (515) 281-5834 Facsimile (515) 242-6134

Independent Auditor's Report

To the Honorable Mayor and Members of the City Council:

Report on the Financial Statements

We have audited the accompanying financial statements of the governmental activities, the business type activities, the discretely presented component unit, each major fund and the aggregate remaining fund information of the City of Clarinda, Iowa, as of and for the year ended June 30, 2016, and the related Notes to Financial Statements, which collectively comprise the City's basic financial statements listed in the table of contents.

Management's Responsibility for the Financial Statements

Management is responsible for the preparation and fair presentation of these financial statements in accordance with the cash basis of accounting described in Note 1. This includes determining the cash basis of accounting is an acceptable basis for the preparation of the financial statements in the circumstances. This includes the design, implementation and maintenance of internal control relevant to the preparation and fair presentation of financial statements that are free from material misstatement, whether due to fraud or error.

Auditor's Responsibility

Our responsibility is to express opinions on these financial statements based on our audit. We conducted our audit in accordance with U.S. generally accepted auditing standards and the standards applicable to financial audits contained in Government Auditing Standards, issued by the Comptroller General of the United States. Those standards require that we plan and perform the audit to obtain reasonable assurance about whether the financial statements are free from material misstatement.

An audit involves performing procedures to obtain audit evidence about the amounts and disclosures in the financial statements. The procedures selected depend on the auditor's judgment, including the assessment of the risks of material misstatement of the financial statements, whether due to fraud or error. In making those risk assessments, the auditor considers internal control relevant to the City's preparation and fair presentation of the financial statements in order to design audit procedures that are appropriate in the circumstances, but not for the purpose of expressing an opinion on the effectiveness of the City's internal control. Accordingly, we express no such opinion. An audit also includes evaluating the appropriateness of accounting policies used and the reasonableness of significant accounting estimates made by management, as well as evaluating the overall presentation of the financial statements.

We believe the audit evidence we have obtained is sufficient and appropriate to provide a basis for our audit opinions.

Summary of Opinions

<u>Opinion Unit</u>	<u>Type of Opinion</u>
Governmental Activities	Unmodified
Business Type Activities	Adverse
Discretely Presented Component Unit	Unmodified
Major Governmental Funds:	
General	Unmodified
Special Revenue:	
Road Use Tax	Unmodified
Employee Benefits	Unmodified
Local Option Sales Tax	Unmodified
Library Special	Unmodified
Debt Service	Unmodified
Capital Projects	Unmodified
Major Enterprise Funds:	
Clarinda Regional Health Center	Adverse
Water	Unmodified
Sewer	Unmodified
Aggregate Remaining Fund Information	Unmodified

Basis for Adverse Opinions on the Enterprise, Clarinda Regional Health Center Fund and on Business Type Activities

Management has not included the Enterprise, Clarinda Regional Health Center Fund in the City's financial statements because the Clarinda Regional Health Center reports in accordance with U.S. generally accepted accounting principles, a different financial reporting framework than the City's cash basis of accounting. Accounting principles require this fund be presented as a major Enterprise Fund and financial information about the Enterprise, Clarinda Regional Health Center Fund be part of the business type activities, thus increasing that activity's receipts and disbursements and changing its net position. The amounts by which this departure affects the receipts, disbursements and cash balance of the business type activities and the omitted major fund are \$29,663,696, \$29,909,314 and \$13,195,266, respectively.

Adverse Opinions

In our opinion, because of the significance of the matter discussed in the "Basis for Adverse Opinions on the Enterprise, Clarinda Regional Health Center Fund and on Business Type Activities" paragraph, the financial statements referred to above do not present fairly the cash basis financial position of the Enterprise, Clarinda Regional Health Center Fund and the business type activities of the City of Clarinda as of June 30, 2016, or the changes in its cash basis financial position thereof for the year then ended in accordance with the basis of accounting described in Note 1.

Unmodified Opinions

In our opinion, the financial statements referred to above present fairly, in all material respects, the respective cash basis financial position of the governmental activities, the discretely presented component unit, the General Fund, the major Special Revenue Funds, including the Road Use Tax, Employee Benefits, Local Option Sales Tax Funds, the Library Special, the Debt Service Fund, the Capital Projects Fund, the major Enterprise Funds, including the Water and Sewer Funds, and the aggregate remaining fund information of the City of Clarinda as of June 30, 2016, and the respective changes in its cash basis financial position for the year then ended in accordance the basis of accounting described in Note 1.

Basis of Accounting

As discussed in Note 1, these financial statements were prepared on the basis of cash receipts and disbursements, which is a basis of accounting other than U.S. generally accepted accounting principles. Our opinions are not modified with respect to this matter.

Other Matters

Supplementary and Other Information


Our audit was conducted for the purpose of forming opinions on the financial statements that collectively comprise the City of Clarinda's basic financial statements. We previously audited, in accordance with the standards referred to in the third paragraph of this report, the financial statements for the three years ended June 30, 2015 (which are not presented herein) and expressed adverse opinions on the business type activities and the Enterprise, Clarinda Regional Health Center Fund due to the omission of the Enterprise, Clarinda Regional Health Center Fund from the City's financial statements and unmodified opinions on the financial statements of the governmental activities, the discretely presented component unit, the governmental funds, the remaining Enterprise Funds and the aggregate remaining fund information which were prepared on the basis of cash receipts and disbursements. We also previously audited, in accordance with the standards referred to in the third paragraph of this report, the financial statements for the six years ended June 30, 2012 (which are not presented herein) and expressed unmodified opinions on the financial statements which were prepared on the basis of cash receipts and disbursements. The supplementary information included in Schedules 1 through 5 is presented for purposes of additional analysis and is not a required part of the basic financial statements.

The supplementary information is the responsibility of management and was derived from and relates directly to the underlying accounting and other records used to prepare the basic financial statements. Such information has been subjected to the auditing procedures applied in the audit of the basic financial statements and certain additional procedures, including comparing and reconciling such information directly to the underlying accounting and other records used to prepare the basic financial statements or to the basic financial statements themselves, and other additional procedures in accordance with U.S. generally accepted auditing standards. Because of the significance of the matter described in the "Basis for Adverse Opinions on the Enterprise, Clarinda Regional Health Center Fund and on Business Type Activities" paragraph on the preceding page, it is inappropriate to, and we do not, express an opinion on the supplementary information.

The other information, Management's Discussion and Analysis, the Budgetary Comparison Information, the Schedule of the City's Proportionate Share of the Net Pension Liability and the Schedule of City Contributions on pages 9 through 14 and 34 through 40, has not been subjected to the auditing procedures applied in the audit of the basic financial statements and, accordingly, we do not express an opinion or provide any assurance on it.

Other Reporting Required by Government Auditing Standards

In accordance with Government Auditing Standards, we have also issued our report dated February 8, 2017 on our consideration of the City of Clarinda's internal control over financial reporting and on our tests of its compliance with certain provisions of laws, regulations, contracts and grant agreements and other matters. The purpose of that report is to describe the scope of our testing of internal control over financial reporting and compliance and the results of that testing and not to provide an opinion on the internal control over financial reporting or on compliance. That report is an integral part of an audit performed in accordance with Government Auditing Standards in considering the City of Clarinda's internal control over financial reporting and compliance.


MARY MOSIMAN, CPA
Auditor of State

February 8, 2017

MANAGEMENT'S DISCUSSION AND ANALYSIS

The City of Clarinda provides this Management's Discussion and Analysis of its financial statements. This narrative overview and analysis of the financial activities is for the fiscal year ended June 30, 2016. We encourage readers to consider this information in conjunction with the City's financial statements, which follow.

2016 FINANCIAL HIGHLIGHTS

- Receipts of the City's governmental activities decreased 19.0%, or approximately \$968,000, from fiscal year 2015 to fiscal year 2016. The decrease is primarily due to the City receiving bond proceeds of approximately \$975,000 during fiscal year 2015. Operating grants, contributions and restricted interest increased approximately \$85,000 due to an increase in the road use tax received from the State. Capital grants, contributions and restricted interest decreased approximately \$86,000 due to airport grants received in fiscal year 2015.
- Disbursements of the City's governmental activities increased 23.9%, or approximately \$1,000,000, in fiscal year 2016 over fiscal year 2015. Capital projects function disbursements increased approximately \$848,000. Public works function disbursements increased approximately \$335,000 due to disbursements for street equipment in fiscal year 2016.
- The City's total cash basis net position decreased 22.3%, or approximately \$1,136,000, from June 30, 2015 to June 30, 2016. Of this amount, the cash basis net position of the governmental activities decreased \$1,059,170 and the cash basis net position of the business type activities decreased \$77,112.

USING THIS ANNUAL REPORT

The annual report consists of a series of financial statements and other information, as follows:

Management's Discussion and Analysis introduces the basic financial statements and provides an analytical overview of the City's financial activities.

The Government-wide Financial Statement consists of a Cash Basis Statement of Activities and Net Position. This statement provides information about the activities of the City as a whole and presents an overall view of the City's finances.

The Fund Financial Statements tell how governmental services were financed in the short term as well as what remains for future spending. Fund financial statements report the City's operations in more detail than the government-wide financial statement by providing information about the most significant funds.

Notes to Financial Statements provide additional information essential to a full understanding of the data provided in the basic financial statements.

Other Information further explains and supports the financial statements with a comparison of the City's budget for the year and the City's proportionate share of the net pension liability and related contributions.

Supplementary Information provides detailed information about the nonmajor governmental and proprietary funds and the City's indebtedness.

BASIS OF ACCOUNTING

The City maintains its financial records on the basis of cash receipts and disbursements and the financial statements of the City are prepared on that basis. The cash basis of accounting does not give effect to accounts receivable, accounts payable and accrued items. Accordingly, the financial statements do not present financial position and results of operations of the funds in accordance with U.S. generally accepted accounting principles. Therefore, when reviewing the financial information and discussion within this annual report, readers should keep in mind the limitations resulting from the use of the cash basis of accounting.

REPORTING THE CITY'S FINANCIAL ACTIVITIES

Government-wide Financial Statement

One of the most important questions asked about the City's finances is, "Is the City as a whole better off or worse off as a result of the year's activities?" The Cash Basis Statement of Activities and Net Position reports information which helps answer this question.

The Cash Basis Statement of Activities and Net Position presents the City's net position. Over time, increases or decreases in the City's net position may serve as a useful indicator of whether the financial position of the City is improving or deteriorating.

The Cash Basis Statement of Activities and Net Position is divided into two kinds of activities:

- Governmental Activities include public safety, public works, health and social services, culture and recreation, community and economic development, general government, debt service and capital projects. Property tax and state and federal grants finance most of these activities.
- Business Type Activities include the waterworks, the sanitary sewer system, the storm water system and the yard waste system. These activities are financed primarily by user charges.

Fund Financial Statements

The City has two kinds of funds:

- 1) Governmental funds account for most of the City's basic services. These focus on how money flows into and out of those funds and the balances at year-end that are available for spending. The governmental funds include: 1) the General Fund, 2) the Special Revenue Funds, such as Road Use Tax, Employee Benefits, Local Option Sales Tax and Library Special Funds 3) the Debt Service Fund, 4) the Capital Projects Fund and 5) the Permanent Funds, such as Cemetery Perpetual Care and Library Bequest. The governmental fund financial statements provide a detailed, short-term view of the City's general government operations and the basic services it provides. Governmental fund information helps determine whether there are more or fewer financial resources that can be spent in the near future to finance the City's programs.

The required financial statement for governmental funds is a Statement of Cash Receipts, Disbursements and Changes in Cash Balances.

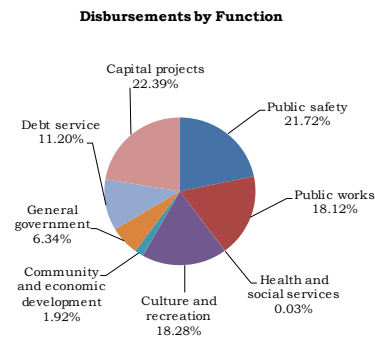
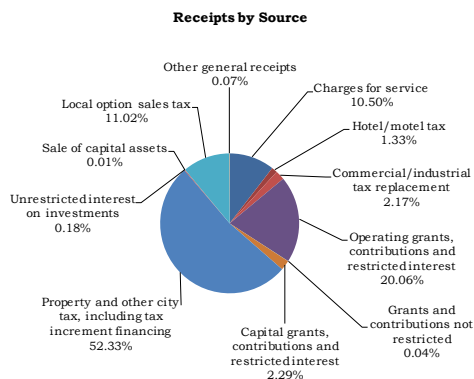
- 2) Proprietary funds account for the City's Enterprise Funds. Enterprise Funds are used to report business type activities. The City maintains four Enterprise Funds to provide separate information for the Water and Sewer Funds, considered to be major funds of the City, and the Yard Waste and Storm Water Funds.

The required financial statement for proprietary funds is a Statement of Cash Receipts, Disbursements and Changes in Cash Balances.

GOVERNMENT-WIDE FINANCIAL ANALYSIS

Net position may serve over time as a useful indicator of financial position. The City's cash balance for governmental activities decreased from a year ago, decreasing from \$2,990,431 to \$1,931,261. The analysis that follows focuses on the changes in cash basis net position of governmental activities.

	Changes in Cash Basis Net Position of Governmental Activities	
	Year ended June 30,	
	2016	2015
Receipts:		
Program receipts:		
Charges for service	\$ 433,678	405,604
Operating grants, contributions and restricted interest	828,649	743,692
Capital grants, contributions and restricted interest	94,557	180,836
General receipts:		
Property and other city tax, including tax increment financing	2,162,328	2,192,206
Local option sales tax	455,211	436,113
Hotel/motel tax	54,750	53,765
Commercial/industrial tax replacement	89,843	44,706
Grants and contributions not restricted to specific purposes	1,700	19,613
Unrestricted interest on investments	7,381	7,815
Bond proceeds	-	975,088
Sale of capital assets	300	36,000
Other general receipts	3,065	4,248
Total receipts	4,131,462	5,099,686
Disbursements:		
Public safety	1,127,618	1,189,329
Public works	940,471	605,753
Health and social services	1,500	1,500
Culture and recreation	948,919	1,011,389
Community and economic development	99,782	116,751
General government	328,951	301,021
Debt service	581,306	650,993
Capital projects	1,162,085	313,744
Total disbursements	5,190,632	4,190,480
Change in cash basis net position	(1,059,170)	909,206
Cash basis net position beginning of year	2,990,431	2,081,225
Cash basis net position end of year	\$ 1,931,261	2,990,431



The City's total receipts for governmental activities decreased 19.0%, or approximately \$968,000, from the prior year. The decrease in receipts was primarily the result of the City receiving bond proceeds of approximately \$975,000 in fiscal year 2015. Disbursements for the City's governmental activities increased 23.9%, or approximately \$1,000,000, over the prior year. The increase in disbursements was mainly due to new capital projects in fiscal year 2016.

Changes in Cash Basis Net Position of Business Type Activities		
	Year ended June 30,	
	2016	2015
Receipts:		
Program receipts:		
Charges for service:		
Water	\$ 1,295,725	1,315,584
Sewer	766,503	829,260
Yard waste	24,327	24,423
Storm water	61,974	62,330
General receipts:		
Unrestricted interest on investments	913	684
Total receipts	2,149,442	2,232,281
Disbursements:		
Water	1,246,781	1,315,335
Sewer	912,371	1,081,575
Yard waste	33,004	31,458
Storm water	34,398	76,524
Total disbursements	2,226,554	2,504,892
Change in cash basis net position	(77,112)	(272,611)
Cash basis net position beginning of year	2,107,068	2,379,679
Cash basis net position end of year	\$ 2,029,956	2,107,068

Total business type activities receipts for the fiscal year were \$2,149,442 compared to \$2,232,281 last year while disbursements for the fiscal year decreased \$278,338, or 11.1%. The decrease in disbursements was mainly due to sewer improvements in fiscal year 2015.

The above changes in receipts and disbursements resulted in a decrease in the cash balance to \$2,029,956 at June 30, 2016.

INDIVIDUAL MAJOR GOVERNMENTAL FUND ANALYSIS

As the City of Clarinda completed the year, its governmental funds reported a combined fund balance of \$1,931,261, a decrease of approximately \$1,059,000 from last year's total of \$2,990,431. The following are the major reasons for the changes in fund balances of the major funds from the prior year.

- The General Fund cash balance increased \$130,893 over the prior year to \$585,156. Receipts increased \$19,888 and disbursements decreased \$148,199 from the prior year.
- The Special Revenue, Road Use Tax Fund cash balance decreased \$188,169 to \$112,481. The decrease is primarily due to the purchase of a street sweeper during fiscal year 2016.
- The Special Revenue, Employee Benefits Fund cash balance increased \$96,740 to \$315,384. Receipts increased \$18,258 and disbursements decreased \$31,905 from the prior year.
- The Special Revenue, Local Option Sales Tax Fund cash balance remained at zero. Local option sales tax receipts increased approximately \$19,000, or 4.4% from the prior year.

- The Special Revenue, Library Special Fund cash balance increased \$797 to \$229,475.
- The Debt Service Fund cash balance increased \$4,666 to \$2,025.
- The Capital Projects Fund cash balance decreased \$1,057,699 to \$332,576 during the fiscal year. Receipts decreased \$86,279 and disbursements increased \$848,341. Bond proceeds decreased \$975,088 from the prior year.

INDIVIDUAL MAJOR BUSINESS TYPE FUND ANALYSIS

- The Enterprise, Water Fund cash balance increased \$49,069 to \$1,165,259. Operating receipts decreased 1.5%, or approximately \$20,000, and operating disbursements increased 2.0%, or approximately \$15,000.
- The Enterprise, Sewer Fund cash balance decreased \$145,080 to \$857,078. Operating receipts decreased 7.6%, or approximately \$63,000, and operating disbursements decreased 1.7%, or approximately \$11,000.

BUDGETARY HIGHLIGHTS

Over the course of the year, the City amended its budget once. The amendment was approved on April 13, 2016 and resulted in an increase of \$369,600 in budgeted disbursements due to unplanned sanitary sewer repairs, unplanned storm sewer repairs, unplanned economic development disbursements, a snow removal tractor purchase and community beautification disbursements erroneously left out of the current budget.

Total actual receipts were \$10,415,219 less than the final budgeted amount, because receipts were less than budgeted for the Clarinda Regional Health Center. Total actual disbursements were \$10,484,718 less than the final budgeted amount due to business type activities function spending less than budgeted.

The City did not exceed the amounts budgeted for the year ended June 30, 2016.

DEBT ADMINISTRATION

At June 30, 2016, the City had \$6,633,000 of bonds and other long-term debt outstanding, compared to \$7,439,000 last year, as shown below.

	Outstanding Debt at Year-End	
	June 30,	
	2016	2015
General obligation bonds	\$ 2,910,000	3,405,000
Revenue bonds	3,723,000	4,034,000
Total	\$ 6,633,000	7,439,000

The Constitution of the State of Iowa limits the amount of general obligation debt cities can issue to 5% of the assessed value of all taxable property within the City’s corporate limits. The City’s outstanding general obligation debt of \$2,978,956, including TIF development and rebate agreements of \$68,956, is significantly below its constitutional debt limit of approximately \$9,370,000.

ECONOMIC FACTORS AND NEXT YEAR'S BUDGET AND RATES

The City of Clarinda's elected and appointed officials and citizens considered many factors when setting the fiscal year 2017 budget, tax rates and fees charged for various City activities. One of those factors is the economy. Unemployment in the City now stands at 5.3% versus 3.8% a year ago. This compares with the State's unemployment rate of 4.0% and the national rate of 4.9%.

Property tax is expected to remain the same in fiscal year 2017 compared to fiscal year 2016 with the City's total levy rate of \$17.50000 per \$1,000 of taxable valuation.

If the budget estimates are realized, the City's budgeted cash balance is expected to increase approximately \$226,098 by the close of fiscal year 2017.

CONTACTING THE CITY'S FINANCIAL MANAGEMENT

This financial report is designed to provide our citizens, taxpayers, customers and creditors with a general overview of the City's finances and to show the City's accountability for the money it receives. If you have questions about this report or need additional financial information, contact Gary McClarnon, City Manager, 200 South 15th Street, Clarinda, Iowa 51632-2298.

Basic Financial Statements

City of Clarinda

Cash Basis Statement of Activities and Net Position

As of and for the year ended June 30, 2016

	Disbursements	Program Receipts		
		Charges for Service	Operating Grants, Contributions and Restricted Interest	Capital Grants, Contributions and Restricted Interest
Functions/Programs:				
Governmental activities:				
Public safety	\$ 1,127,618	23,530	68,000	-
Public works	940,471	67,132	697,096	-
Health and social services	1,500	-	-	-
Culture and recreation	948,919	335,558	61,283	-
Community and economic development	99,782	-	-	-
General government	328,951	7,458	2,270	-
Debt service	581,306	-	-	-
Capital projects	1,162,085	-	-	94,557
Total governmental activities	5,190,632	433,678	828,649	94,557
Business type activities:				
Water	1,246,781	1,295,725	-	-
Sewer	912,371	766,503	-	-
Yard waste	33,004	24,327	-	-
Storm water	34,398	61,974	-	-
Total business type activities	2,226,554	2,148,529	-	-
Total primary government	\$ 7,417,186	2,582,207	828,649	94,557
Component Unit:				
Clarinda Economic Development Corporation	\$ 51,545	-	3,000	-
General Receipts:				
Property and other city tax levied for:				
General purposes				
Debt service				
Tax increment financing				
Local option sales tax				
Hotel/motel tax				
Commercial/industrial tax replacement				
Grants and contributions not restricted to specific purpose				
Unrestricted interest on investments				
Sale of property				
Miscellaneous				
Total general receipts				
Change in cash basis net position				
Cash basis net position beginning of year				
Cash basis net position end of year				
Cash Basis Net Position				
Restricted:				
Nonexpendable:				
Permanent Funds				
Expendable:				
Streets				
Employee benefits				
Capital projects				
Library purposes				
Other purposes				
Unrestricted				
Total cash basis net position				

See notes to financial statements.

Net (Disbursements) Receipts and Changes in Cash Basis Net Position			
Primary Government			Component Unit
Governmental Activities	Business Type Activities	Total	Clarinda Economic Development Corporation
(1,036,088)	-	(1,036,088)	
(176,243)	-	(176,243)	
(1,500)	-	(1,500)	
(552,078)	-	(552,078)	
(99,782)	-	(99,782)	
(319,223)	-	(319,223)	
(581,306)	-	(581,306)	
(1,067,528)	-	(1,067,528)	
(3,833,748)	-	(3,833,748)	
-	48,944	48,944	
-	(145,868)	(145,868)	
-	(8,677)	(8,677)	
-	27,576	27,576	
-	(78,025)	(78,025)	
(3,833,748)	(78,025)	(3,911,773)	
			(48,545)
1,767,718	-	1,767,718	-
327,703	-	327,703	-
66,907	-	66,907	-
455,211	-	455,211	-
54,750	-	54,750	-
89,843	-	89,843	-
1,700	-	1,700	69,840
7,381	913	8,294	2,622
300	-	300	-
3,065	-	3,065	-
2,774,578	913	2,775,491	72,462
(1,059,170)	(77,112)	(1,136,282)	23,917
2,990,431	2,107,068	5,097,499	77,465
\$ 1,931,261	2,029,956	3,961,217	101,382
\$ 160,666	-	160,666	-
112,481	-	112,481	-
315,384	-	315,384	-
332,576	-	332,576	-
370,790	-	370,790	-
76,535	-	76,535	-
562,829	2,029,956	2,592,785	101,382
\$ 1,931,261	2,029,956	3,961,217	101,382

City of Clarinda

Statement of Cash Receipts, Disbursements
and Changes in Cash Balances
Governmental Funds

As of and for the year ended June 30, 2016

	Special Revenue				
	General	Road Use Tax	Employee Benefits	Local Option Sales Tax	Library Special
Receipts:					
Property tax	\$ 1,196,341	-	526,635	-	-
Tax increment financing	-	-	-	-	-
Other city tax	85,792	-	13,700	455,211	-
Licenses and permits	14,802	-	-	-	-
Use of money and property	84,248	-	-	-	797
Intergovernmental	101,403	688,584	23,263	-	-
Charges for service	334,123	-	-	-	-
Special assessments	649	-	-	-	-
Miscellaneous	30,516	-	-	-	-
Total receipts	1,847,874	688,584	563,598	455,211	797
Disbursements:					
Operating:					
Public safety	783,497	-	280,838	-	-
Public works	15,044	876,753	48,674	-	-
Health and social services	1,500	-	-	-	-
Culture and recreation	800,406	-	135,278	-	-
Community and economic development	90,350	-	-	-	-
General government	326,883	-	2,068	-	-
Debt service	-	-	-	-	-
Capital projects	-	-	-	-	-
Total disbursements	2,017,680	876,753	466,858	-	-
Excess (deficiency) of receipts over (under) disbursements	(169,806)	(188,169)	96,740	455,211	797
Other financing sources (uses):					
Sale of capital assets	300	-	-	-	-
Transfers in	303,469	-	-	-	-
Transfers out	(3,070)	-	-	(455,211)	-
Total other financing sources (uses)	300,699	-	-	(455,211)	-
Change in cash balances	130,893	(188,169)	96,740	-	797
Cash balances beginning of year	454,263	300,650	218,644	-	228,678
Cash balances end of year	\$ 585,156	112,481	315,384	-	229,475
Cash Basis Fund Balances					
Nonspendable:					
Cemetery perpetual care	\$ -	-	-	-	-
Library	-	-	-	-	-
Restricted for:					
Streets	-	112,481	-	-	-
Employee benefits	-	-	315,384	-	-
Capital projects	-	-	-	-	-
Library purposes	-	-	-	-	229,475
Other purposes	22,327	-	-	-	-
Unassigned	562,829	-	-	-	-
Total cash basis fund balances	\$ 585,156	112,481	315,384	-	229,475

See notes to financial statements.

Debt Service	Capital Projects	Nonmajor	Total
319,533	-	-	2,042,509
-	-	66,907	66,907
8,170	-	-	562,873
-	-	-	14,802
-	-	549	85,594
13,872	91,156	22,800	941,078
-	-	-	334,123
-	-	-	649
-	3,401	48,710	82,627
341,575	94,557	138,966	4,131,162
-	-	63,283	1,127,618
-	-	-	940,471
-	-	-	1,500
-	-	13,235	948,919
-	-	9,432	99,782
-	-	-	328,951
581,306	-	-	581,306
-	1,162,085	-	1,162,085
581,306	1,162,085	85,950	5,190,632
(239,731)	(1,067,528)	53,016	(1,059,470)
-	-	-	300
244,397	94,112	-	641,978
-	(84,283)	(99,414)	(641,978)
244,397	9,829	(99,414)	300
4,666	(1,057,699)	(46,398)	(1,059,170)
(2,641)	1,390,275	400,562	2,990,431
2,025	332,576	354,164	1,931,261
-	-	60,666	60,666
-	-	100,000	100,000
-	-	-	112,481
-	-	-	315,384
-	332,576	-	332,576
-	-	141,315	370,790
2,025	-	52,183	76,535
-	-	-	562,829
2,025	332,576	354,164	1,931,261

City of Clarinda

Statement of Cash Receipts, Disbursements
and Changes in Cash Balances
Proprietary Funds

As of and for the year ended June 30, 2016

	Enterprise			
	Water	Sewer	Nonmajor	Total
Operating receipts:				
Charges for service	\$ 1,293,526	765,070	86,301	2,144,897
Miscellaneous	2,199	1,433	-	3,632
Total operating receipts	1,295,725	766,503	86,301	2,148,529
Operating disbursements:				
Business type activities	789,490	600,651	67,402	1,457,543
Excess of operating receipts over operating disbursements	506,235	165,852	18,899	690,986
Non-operating receipts (disbursements):				
Interest on investments	125	788	-	913
Acquisition of capital assets	(50,483)	(311,720)	-	(362,203)
Debt service	(406,808)	-	-	(406,808)
Net non-operating receipts (disbursements)	(457,166)	(310,932)	-	(768,098)
Change in cash balances	49,069	(145,080)	18,899	(77,112)
Cash balances beginning of year	1,116,190	1,002,158	(11,280)	2,107,068
Cash balances end of year	\$ 1,165,259	857,078	7,619	2,029,956
Cash Basis Fund Balances				
Unrestricted	\$ 1,165,259	857,078	7,619	2,029,956

See notes to financial statements.

City of Clarinda

Notes to Financial Statements

June 30, 2016

(1) Summary of Significant Accounting Policies

The City of Clarinda is a political subdivision of the State of Iowa located in Page County. It was first incorporated in 1866 and operates under the Home Rule provisions of the Constitution of Iowa. The City operates under the Mayor-Council form of government with the Mayor and Council Members elected on a non-partisan basis. The City provides numerous services to citizens, including public safety, public works, health and social services, culture and recreation, community and economic development and general government services. The City also provides water and sewer utilities for its citizens.

A. Reporting Entity

For financial reporting purposes, the City of Clarinda has included all funds, organizations, agencies, boards, commissions and authorities except for the Enterprise, Clarinda Regional Medical Center Fund. The City has also considered all potential component units for which it is financially accountable and other organizations for which the nature and significance of their relationship with the City are such that exclusion would cause the City's financial statements to be misleading or incomplete. The Governmental Accounting Standards Board has set forth criteria to be considered in determining financial accountability. These criteria include appointing a voting majority of an organization's governing body and (1) the ability of the City to impose its will on that organization or (2) the potential for the organization to provide specific benefits to or impose specific financial burdens on the City.

These financial statements present the City of Clarinda (the primary government), the Clarinda Economic Development Corporation, the Clarinda Library Foundation and Clarinda Fire and Rescue (component units). These component units, discussed below, are included in the City's reporting entity because of the significance of their operational or financial relationship with the City. These nonprofit organizations were formed under Chapter 504A of the Code of Iowa.

Discretely Presented Component Unit

The Clarinda Economic Development Corporation (CEDC) is presented in a separate column to emphasize it is legally separate from the City, but is financially accountable to the City or its relationship with the City is such that exclusion would cause the City's financial statements to be misleading or incomplete. The CEDC is governed by a nine-member board. One member is elected from the Clarinda City Council. The CEDC is dependent on City funding to maintain its existence.

Blended Component Units

The Clarinda Library Foundation (Foundation) and Clarinda Fire and Rescue (Fire and Rescue) are legally separate from the City, but are so intertwined with the City they are, in substance, part of the City. The Foundation and Fire and Rescue collect donations which are to be used to purchase items not included in the City's budget and to make donations to the City to help finance a new library and fire equipment. The financial transactions are reported as Special Revenue Funds of the City.

Jointly Governed Organizations

The City participates in several jointly governed organizations that provide goods or services to the citizenry of the City but do not meet the criteria of a joint venture since there is no ongoing financial interest or responsibility by the participating governments. City officials are members of the Page County Assessor's Conference Board, the Page County Emergency Management Commission, the Page County Joint E911 Service Board and the Page County Landfill.

Related Organization

The City Council is responsible for appointing the members of the Low Rent Housing Board, but the City's accountability for this organization does not extend beyond making the appointments.

B. Basis of Presentation

Government-wide Financial Statement - The Cash Basis Statement of Activities and Net Position reports information on all of the nonfiduciary activities of the City. For the most part, the effect of interfund activity has been removed from this statement. Governmental activities, which are supported by tax and intergovernmental receipts, are reported separately from business type activities, which rely to a significant extent on fees and charges for service.

The Cash Basis Statement of Activities and Net Position presents the City's nonfiduciary net position. Net position is reported in the following categories/components:

Nonexpendable restricted net position is subject to externally imposed stipulations which require the cash balance to be maintained permanently by the City, including the City's Permanent Funds.

Expendable restricted net position results when constraints placed on the use of cash balances are either externally imposed or are imposed by law through constitutional provisions or enabling legislation. Enabling legislation did not result in any restricted net position.

Unrestricted net position consists of cash balances not meeting the definition of the preceding categories. Unrestricted net position is often subject to constraints on resources imposed by management which can be removed or modified.

The Cash Basis Statement of Activities and Net Position demonstrates the degree to which the direct disbursements of a given function are offset by program receipts. Direct disbursements are those clearly identifiable with a specific function. Program receipts include 1) charges to customers or applicants who purchase, use or directly benefit from goods, services or privileges provided by a given function and 2) grants, contributions and interest on investments restricted to meeting the operational or capital requirements of a particular function. Property tax and other items not properly included among program receipts are reported instead as general receipts.

Fund Financial Statements – Separate financial statements are provided for governmental funds and proprietary funds. Major individual governmental funds and major individual enterprise funds are reported as separate columns in the fund financial statements. All remaining governmental funds and enterprise funds are aggregated and reported as nonmajor governmental funds and nonmajor proprietary funds.

The City reports the following major governmental funds:

The General Fund is the general operating fund of the City. All general tax receipts from general and emergency levies and other receipts not allocated by law or contractual agreement to some other fund are accounted for in this fund. From the fund are paid the general operating disbursements, the fixed charges and the capital improvement costs not paid from other funds.

Special Revenue:

The Road Use Tax Fund is used to account for the road use tax allocation from the State of Iowa to be used for road construction and maintenance.

The Employee Benefits Fund is used to account for the employee benefits property tax levy for the payment of employee benefits.

The Local Option Sales Tax Fund is used to account for local option sales tax collections.

The Library Special Fund is used to account for donations and other receipts restricted for library purposes.

The Debt Service Fund is utilized to account for property tax and other revenues to be used for the payment of interest and principal on the City's general long-term debt.

The Capital Projects Fund is utilized to account for all resources used in the acquisition and construction of capital facilities with the exception of those financed through Enterprise Funds.

The City reports the following major proprietary funds:

The Enterprise, Water Fund accounts for the operation and maintenance of the City's water system.

The Enterprise, Sewer Fund is used to account for the operation and maintenance of the City's wastewater treatment and sanitary sewer system.

C. Measurement Focus and Basis of Accounting

The City maintains its financial records on the basis of cash receipts and disbursements and the financial statements of the City are prepared on that basis. The cash basis of accounting does not give effect to accounts receivable, accounts payable and accrued items. Accordingly, the financial statements do not present financial position and results of operations of the funds in accordance with U.S. generally accepted accounting principles.

Under the terms of grant agreements, the City funds certain programs by a combination of specific cost-reimbursement grants, categorical block grants and general receipts. Thus, when program disbursements are paid, there are both restricted and unrestricted cash basis net position available to finance the program. It is the City's policy to first apply cost-reimbursement grant resources to such programs, followed by categorical block grants and then by general receipts.

When a disbursement in governmental funds can be paid using either restricted or unrestricted resources, the City's policy is generally to first apply the disbursement toward restricted fund balance and then to less-restrictive classifications – committed, assigned and then unassigned fund balances.

Proprietary funds distinguish operating receipts and disbursements from non-operating items. Operating receipts and disbursements generally result from providing services and producing and delivering goods in connection with a proprietary fund's principal ongoing operations. All receipts and disbursements not meeting this definition are reported as non-operating receipts and disbursements.

D. Governmental Cash Basis Fund Balances

In the governmental fund financial statements, cash basis fund balances are classified as follows:

Nonspendable – Amounts which cannot be spent because they are legally or contractually required to be maintained intact.

Restricted – Amounts restricted to specific purposes when constraints placed on the use of the resources are either externally imposed by creditors, grantors or state or federal laws or are imposed by law through constitutional provisions or enabling legislation.

Unassigned – All amounts not included in the preceding classifications.

E. Budgets and Budgetary Accounting

The budgetary comparison and related disclosures are reported as Other Information.

(2) Cash and Pooled Investments

The City's deposits in banks at June 30, 2016 were entirely covered by federal depository insurance or by the State Sinking Fund in accordance with Chapter 12C of the Code of Iowa. This chapter provides for additional assessments against the depositories to ensure there will be no loss of public funds.

The City is authorized by statute to invest public funds in obligations of the United States government, its agencies and instrumentalities; certificates of deposit or other evidences of deposit at federally insured depository institutions approved by the City Council; prime eligible bankers acceptances; certain high rated commercial paper; perfected repurchase agreements; certain registered open-end management investment companies; certain joint investment trusts; and warrants or improvement certificates of a drainage district.

The City had no investments meeting the disclosure requirements of Governmental Accounting Standards Board Statement No. 72.

(3) Bonds Payable

Annual debt service requirements to maturity for general obligation bonds and water revenue bonds are as follows:

Year Ending June 30,	General Obligation Bonds		Water Revenue Bonds		Total	
	Principal	Interest	Principal	Interest	Principal	Interest
2017	\$ 500,000	71,720	321,000	65,153	821,000	136,873
2018	515,000	61,420	331,000	59,535	846,000	120,955
2019	530,000	49,225	342,000	53,742	872,000	102,967
2020	535,000	35,533	353,000	47,758	888,000	83,291
2021	410,000	20,527	365,000	41,580	775,000	62,107
2022-2026	420,000	26,605	2,011,000	107,817	2,431,000	134,422
Total	\$ 2,910,000	265,030	3,723,000	375,585	6,633,000	640,615

Water Revenue Bonds

On October 19, 2005, the City entered into a State Revolving Fund loan and disbursement agreement with the Iowa Finance Authority, the Iowa Department of Natural Resources and Wells Fargo Bank Iowa, N.A. (Trustee) for the issuance of up to \$6,500,000 of drinking water revenue bonds with interest at 3% per annum. The Iowa Finance Authority approved a reduction to the interest rate from 3.0% per annum to 1.75% per annum effective December 1, 2015. The total amount borrowed by the City was \$6,409,000. The agreement also requires the City to annually pay a .25% servicing fee on the outstanding principal balance. The bonds were issued pursuant to the provisions of Sections 384.24A and 384.83 of the Code of Iowa for the purpose of paying the cost of construction of a drinking water treatment facility. During the year ended June 30, 2016, the City paid principal of \$311,000 and interest of \$95,808, leaving a principal balance of \$3,723,000 at June 30, 2016.

The City has pledged future water customer receipts, net of specified operating disbursements, to repay the water revenue bonds. The bonds are payable solely from water customer net receipts. Annual principal and interest payments on the bonds are expected to require approximately 80% of net receipts. The total principal and interest remaining to be paid on the bonds is \$4,098,585. For the current year, principal and interest paid and total customer net receipts were \$406,808 and \$506,235, respectively.

The resolution providing for the issuance of the water revenue bonds includes the following provisions:

- (a) The bonds will only be redeemed from the future earnings of the enterprise activity and the bond holders hold a lien on the future earnings of the funds.
- (b) The rents, rates and other charges shall be at least sufficient to meet the operation and maintenance expenses of the water system and to produce and maintain net receipts at a level not less than 110% of the amount of principal and interest on the revenue bonds.

(4) Pension Plan

Plan Description - IPERS membership is mandatory for employees of the City, except for those covered by another retirement system. Employees of the City are provided with pensions through a cost-sharing multiple employer defined benefit pension plan administered by the Iowa Public Employees' Retirement System (IPERS). IPERS issues a stand-alone financial report which is available to the public by mail at 7401 Register Drive, PO Box 9117, Des Moines, Iowa 50306-9117 or at www.ipers.org.

IPERS benefits are established under Iowa Code Chapter 97B and the administrative rules thereunder. Chapter 97B and the administrative rules are the official plan documents. The following brief description is provided for general informational purposes only. Refer to the plan documents for more information.

Pension Benefits - A Regular member may retire at normal retirement age and receive monthly benefits without an early-retirement reduction. Normal retirement age is age 65, any time after reaching age 62 with 20 or more years of covered employment or when the member's years of service plus the member's age at the last birthday equals or exceeds 88, whichever comes first. These qualifications must be met on the member's first month of entitlement to benefits. Members cannot begin receiving retirement benefits before age 55. The formula used to calculate a Regular member's monthly IPERS benefit includes:

- A multiplier based on years of service.
- The member's highest five-year average salary, except members with service before June 30, 2012 will use the highest three-year average salary as of that date if it is greater than the highest five-year average salary.

Protection occupation members may retire at normal retirement age, which is generally age 55. The formula used to calculate a protection occupation member's monthly IPERS benefit includes:

- 60% of average salary after completion of 22 years of service, plus an additional 1.5% of average salary for more than 22 years of service but not more than 30 years of service.
- The member's highest three-year average salary.

If a member retires before normal retirement age, the member's monthly retirement benefit will be permanently reduced by an early-retirement reduction. The early-retirement reduction is calculated differently for service earned before and after July 1, 2012. For service earned before July 1, 2012, the reduction is 0.25% for each month the member receives benefits before the member's earliest normal retirement age. For service earned on or after July 1, 2012, the reduction is 0.50% for each month the member receives benefits before age 65.

Generally, once a member selects a benefit option, a monthly benefit is calculated and remains the same for the rest of the member's lifetime. However, to combat the effects of inflation, retirees who began receiving benefits prior to July 1990 receive a guaranteed dividend with their regular November benefit payments.

Disability and Death Benefits - A vested member who is awarded federal Social Security disability or Railroad Retirement disability benefits is eligible to claim IPERS benefits regardless of age. Disability benefits are not reduced for early retirement. If a member dies before retirement, the member's beneficiary will receive a lifetime annuity or a lump-sum payment equal to the present actuarial value of the member's accrued benefit or calculated with a set formula, whichever is greater. When a member dies after retirement, death benefits depend on the benefit option the member selected at retirement.

Contributions - Contribution rates are established by IPERS following the annual actuarial valuation which applies IPERS' Contribution Rate Funding Policy and Actuarial Amortization Method. State statute limits the amount rates can increase or decrease each year to 1 percentage point. IPERS' Contribution Rate Funding Policy requires the actuarial contribution rate be determined using the "entry age normal" actuarial cost method and the actuarial assumptions and methods approved by the IPERS Investment Board. The actuarial contribution rate covers normal cost plus the unfunded actuarial liability payment based on a 30-year amortization period. The payment to amortize the unfunded actuarial liability is determined as a level percentage of payroll based on the Actuarial Amortization Method adopted by the Investment Board.

In fiscal year 2016, pursuant to the required rate, Regular members contributed 5.95% of covered payroll and the City contributed 8.93% of covered payroll, for a total rate of 14.88%. Protection occupation members contributed 6.56% of covered payroll and the City contributed 9.84% of covered payroll, for a total rate of 16.40%

The City's contributions to IPERS for the year ended June 30, 2016 totaled \$114,754.

Net Pension Liability, Pension Expense, Deferred Outflows of Resources and Deferred Inflows of Resources Related to Pensions - At June 30, 2016, the City reported a liability of \$542,182 for its proportionate share of the net pension liability. The net pension liability was measured as of June 30, 2015 and the total pension liability used to calculate the net pension liability was determined by an actuarial valuation as of that date. The City's proportion of the net pension liability was based on the City's share of contributions to IPERS relative to the contributions of all IPERS participating employers. At June 30, 2015, the City's proportion was 0.010974%, which was an increase of 0.000677% from its proportion measured as of June 30, 2014.

For the year ended June 30, 2016, the City's pension expense, deferred outflows of resources and deferred inflows of resources totaled \$67,544, \$170,471 and \$234,933, respectively.

There were no non-employer contributing entities to IPERS.

Actuarial Assumptions - The total pension liability in the June 30, 2015 actuarial valuation was determined using the following actuarial assumptions, applied to all periods included in the measurement, as follows:

Rate of inflation (effective June 30, 2014)	3.00% per annum.
Rates of salary increase (effective June 30, 2010)	4.00 to 17.00% average, including inflation. Rates vary by membership group.
Long-term investment rate of return (effective June 30, 1996)	7.50% compounded annually, net of investment expense, including inflation.
Wage growth (effective June 30, 1990)	4.00% per annum, based on 3.00% inflation and 1.00% real wage inflation.

The actuarial assumptions used in the June 30, 2015 valuation were based on the results of actuarial experience studies with dates corresponding to those listed above.

Mortality rates were based on the RP-2000 Mortality Table for Males or Females, as appropriate, with adjustments for mortality improvements based on Scale AA.

The long-term expected rate of return on IPERS' investments was determined using a building-block method in which best-estimate ranges of expected future real rates (expected returns, net of investment expense and inflation) are developed for each major asset class. These ranges are combined to produce the long-term expected rate of return by weighting the expected future real rates of return by the target asset allocation percentage and by adding expected inflation. The target allocation and best estimates of geometric real rates of return for each major asset class are summarized in the following table:

Asset Class	Asset Allocation	Long-Term Expected Real Rate of Return
Core plus fixed income	28%	2.04%
Domestic equity	24	6.29
International equity	16	6.75
Private equity/debt	11	11.32
Real estate	8	3.48
Credit opportunities	5	3.63
U.S. TIPS	5	1.91
Other real assets	2	6.24
Cash	1	(0.71)
Total	100%	

Discount Rate - The discount rate used to measure the total pension liability was 7.50%. The projection of cash flows used to determine the discount rate assumed employee contributions will be made at the contractually required rate and contributions from the City will be made at contractually required rates, actuarially determined. Based on those assumptions, IPERS' fiduciary net position was projected to be available to make all projected future benefit payments of current active and inactive employees. Therefore, the long-term expected rate of return on IPERS' investments was applied to all periods of projected benefit payments to determine the total pension liability.

Sensitivity of City's Proportionate Share of the Net Pension Liability to Changes in the Discount Rate - The following presents the City's proportionate share of the net pension liability calculated using the discount rate of 7.50%, as well as what the City's proportionate share of the net pension liability would be if it were calculated using a discount rate that is 1% lower (6.50%) or 1% higher (8.50%) than the current rate.

	1% Decrease (6.50%)	Discount Rate (7.50%)	1% Increase (8.50%)
City's proportionate share of the net pension liability (asset)	\$ 1,238,255	542,182	(44,985)

IPERS' Fiduciary Net Position - Detailed information about IPERS' fiduciary net position is available in the separately issued IPERS financial report which is available on IPERS' website at www.ipers.org.

(5) Other Postemployment Benefits (OPEB)

Plan Description - The City operates a single-employer health benefit plan which provides medical/prescription drug benefits for employees, retirees and their spouses. There are 23 active and no retired members in the plan. Retired participants must be age 55 or older at retirement.

The medical/prescription drug benefits are provided through a fully-insured plan with United Healthcare. Retirees under age 65 pay the same premium for the medical/prescription drug benefits as active employees.

Funding Policy - The contribution requirements of plan members are established and may be amended by the City. The City currently finances the benefit plan on a pay-as-you-go basis. The most recent active member monthly premiums for the City and plan members are \$665 for single coverage and \$1,797 for family coverage. For the year ended June 30, 2016, the City contributed \$440,825 and plan members eligible for benefits contributed \$26,900 to the plan.

(6) Compensated Absences

City employees accumulate a limited amount of earned but unused vacation, holiday and compensatory hours for subsequent use or for payment upon termination, retirement or death. These accumulations are not recognized as disbursements by the City until used or paid. The City's approximate liability for earned vacation, holiday and compensatory hours payable to employees at June 30, 2016, primarily relating to the General Fund and the Enterprise, Water and Sewer Funds, is as follows:

Type of Benefit	Amount
Vacation	\$107,000
Holiday	28,000
Compensatory time	<u>11,000</u>
Total	<u>\$146,000</u>

This liability has been computed based on rates of pay in effect at June 30, 2016.

(7) Interfund Transfers

The detail of interfund transfers for the year ended June 30, 2016 is as follows:

Transfer to	Transfer from	Amount
General	Special Revenue:	
	Local Option Sales Tax	<u>\$ 303,469</u>
Debt Service	Special Revenue:	
	Local Option Sales Tax	60,700
	Tax Increment Financing	99,414
	Capital Projects	<u>84,283</u>
		<u>244,397</u>
Capital Projects	General	3,070
	Special Revenue:	
	Local Option Sales Tax	<u>91,042</u>
		<u>94,112</u>
Total		<u>\$ 641,978</u>

Transfers generally move resources from the fund statutorily required to collect the resources to the fund statutorily required to disburse the resources.

(8) Development and Rebate Agreements

The City has entered into two development and rebate agreements to assist in an urban renewal project. The City agreed to rebate incremental property tax paid by the developers in exchange for public improvement infrastructure constructed by the developers as set forth in the urban renewal plan.

In accordance with the development and rebate agreements, the incremental property tax to be received by the City under Chapter 403.19 of the Code of Iowa from the developer will be rebated for a period of ten years beginning with the tax year in which property tax on the completed value of the improvement is first paid. The total amount rebated each year shall be 100% of the incremental property tax received by the City, not to exceed \$450,000. The City has certified \$102,835 for the agreements as TIF debt. During the year ended June 30, 2016, the City rebated \$9,432 of the incremental property tax received. The total cumulative amount rebated since inception of the agreements is \$32,267. The estimated outstanding balance to be paid on the agreements at June 30, 2016 is \$368,956. Of this amount, \$300,000 is subject to annual appropriation.

These agreements are not a general obligation of the City. However, the agreements are subject to the constitutional debt limitation of the City.

(9) Risk Management

The City is a member of the Iowa Communities Assurance Pool, as allowed by Chapter 670.7 of the Code of Iowa. The Iowa Communities Assurance Pool (Pool) is a local government risk-sharing pool whose 746 members include various governmental entities throughout the State of Iowa. The Pool was formed in August 1986 for the purpose of managing and funding third-party liability claims against its members. The Pool provides coverage and protection in the following categories: general liability, automobile liability, automobile physical damage, public officials liability, police professional liability, property, inland marine and boiler/machinery. There have been no reductions in insurance coverage from prior years.

Each member's annual casualty contributions to the Pool fund current operations and provide capital. Annual operating contributions are those amounts necessary to fund, on a cash basis, the Pool's general and administrative expenses, claims, claims expenses and reinsurance expenses estimated for the fiscal year, plus all or any portion of any deficiency in capital. Capital contributions are made during the first six years of membership and are maintained at a level determined by the Board not to exceed 300% of basis rate.

The Pool also provides property coverage. Members who elect such coverage make annual operating contributions which are necessary to fund, on a cash basis, the Pool's general and administrative expenses and reinsurance premiums, losses and loss expenses for property risks estimated for the fiscal year, plus all or any portion of any deficiency in capital. Any year-end operating surplus is transferred to capital. Deficiencies in operations are offset by transfers from capital and, if insufficient, by the subsequent year's member contributions.

The City's property and casualty contributions to the Pool are recorded as disbursements from its operating funds at the time of payment to the Pool. The City's contributions to the Pool for the year ended June 30, 2016 were \$55,659.

The Pool uses reinsurance and excess risk-sharing agreements to reduce its exposure to large losses. The Pool retains general, automobile, police professional, and public officials' liability risks up to \$350,000 per claim. Claims exceeding \$350,000 are reinsured through reinsurance and excess risk-sharing agreements up to the amount of risk-sharing protection provided by the City's risk-sharing certificate. Property and automobile physical damage risks are retained by the Pool up to \$250,000 each occurrence, each location. Property risks exceeding \$250,000 are reinsured through reinsurance and excess risk-sharing agreements up to the amount of risk-sharing protection provided by the City's risk-sharing certificate.

The Pool's intergovernmental contract with its members provides that in the event a casualty claim, property loss or series of claims or losses exceeds the amount of risk-sharing protection provided by the City's risk-sharing certificate, or in the event a casualty claim, property loss or series of claims or losses exhausts the Pool's funds and any excess risk-sharing recoveries, then payment of such claims or losses shall be the obligation of the respective individual member against whom the claim was made or the loss was incurred.

Members agree to continue membership in the Pool for a period of not less than one full year. After such period, a member who has given 60 days prior written notice may withdraw from the Pool. Upon withdrawal, payments for all casualty claims and claims expenses become the sole responsibility of the withdrawing member, regardless of whether a claim was incurred or reported prior to the member's withdrawal. Upon withdrawal, a formula set forth in the Pool's intergovernmental contract with its members is applied to determine the amount (if any) to be refunded to the withdrawing member.

The City also carries commercial insurance purchased from other insurers for coverage associated with workers' compensation, property, airport liability and employee blanket bond in the amounts of \$1,000,000, \$31,520,700, \$1,000,000 and \$250,000, respectively. The City assumes liability for any deductibles, and claims in excess of coverage limitations. Settled claims resulting from these risks have not exceeded commercial insurance coverage in any of the past three fiscal years.

(10) Deficit Balance

The Enterprise, Storm Water Fund had a deficit balance of \$40,006 at June 30, 2016. The deficit was a result of unexpected storm sewer repairs. The deficit will be eliminated through increased fees.

(11) Litigation

The City is a defendant in a lawsuit. The probability of loss, if any, is undeterminable.

(12) New Accounting Pronouncement

The City of Clarinda adopted fair value guidance as set forth in Governmental Accounting Standards Board Statement No. 72, Fair Value Measurement and Application. The Statement sets forth guidance for determining and disclosing the fair value of assets and liabilities reported in the financial statements. Adoption of the guidance did not have a significant impact on amounts reported or disclosed in the financial statements.

City of Clarinda

Other Information

City of Clarinda
 Budgetary Comparison Schedule
 of Receipts, Disbursements, and Changes in Balances –
 Budget and Actual (Cash Basis) – All Governmental Funds and Proprietary Funds

Other Information

Year ended June 30, 2016

	Governmental Funds Actual	Proprietary Funds		Less Funds not Required to be Budgeted
		Actual (Excluding Clarinda Regional Health Center)	Unaudited Clarinda Regional Health Center Actual	
Receipts:				
Property tax	\$ 2,042,509	-	-	-
Tax increment financing	66,907	-	-	-
Other city tax	562,873	-	-	-
Licenses and permits	14,802	-	-	-
Use of money and property	85,594	912	208,757	549
Intergovernmental	941,078	-	-	22,800
Charges for service	334,123	2,144,897	27,024,402	-
Special assessment	649	-	-	-
Miscellaneous	82,627	3,633	2,418,689	48,710
Total receipts	4,131,162	2,149,442	29,651,848	72,059
Disbursements:				
Public safety	1,127,618	-	-	63,283
Public works	940,471	-	-	-
Health and social services	1,500	-	-	-
Culture and recreation	948,919	-	-	13,235
Community and economic development	99,782	-	-	-
General government	328,951	-	-	-
Debt service	581,306	-	-	-
Capital projects	1,162,085	-	-	-
Business type activities	-	2,226,554	29,909,314	-
Total disbursements	5,190,632	2,226,554	29,909,314	76,518
Excess (deficiency) of receipts over (under) disbursements	(1,059,470)	(77,112)	(257,466)	(4,459)
Other financing sources, net	300	-	11,848	-
Excess (deficiency) of receipts and other financing sources over (under) disbursements and other financing uses	(1,059,170)	(77,112)	(245,618)	(4,459)
Balances beginning of year	2,990,431	2,107,068	13,440,884	197,957
Balances end of year	\$ 1,931,261	2,029,956	13,195,266	193,498

See accompanying independent auditor's report.

Total	Budgeted Amounts		Final to
	Original	Final	Total
			Variance
2,042,509	2,036,728	2,036,728	5,781
66,907	66,847	66,847	60
562,873	527,313	527,313	35,560
14,802	10,000	10,000	4,802
294,714	5,700	5,700	289,014
918,278	675,004	775,004	143,274
29,503,422	42,813,520	42,818,520	(13,315,098)
649	-	-	649
2,456,239	35,500	35,500	2,420,739
35,860,393	46,170,612	46,275,612	(10,415,219)
1,064,335	1,171,837	1,171,837	107,502
940,471	834,478	984,478	44,007
1,500	21,500	21,500	20,000
935,684	974,691	984,291	48,607
99,782	90,000	180,000	80,218
328,951	397,851	397,851	68,900
581,306	585,627	585,627	4,321
1,162,085	1,200,000	1,200,000	37,915
32,135,868	42,089,116	42,209,116	10,073,248
37,249,982	47,365,100	47,734,700	10,484,718
(1,389,589)	(1,194,488)	(1,459,088)	69,499
12,148	1,000,000	1,000,000	(987,852)
(1,377,441)	(194,488)	(459,088)	(918,353)
18,340,426	7,275,211	7,275,211	11,065,215
16,962,985	7,080,723	6,816,123	10,146,862

City of Clarinda

Notes to Other Information – Budgetary Reporting

June 30, 2016

The budgetary comparison is presented in accordance with Governmental Accounting Standards Board Statement No. 41 for governments with significant budgetary perspective differences resulting from not being able to present budgetary comparisons for the General Fund and each major Special Revenue Fund.

In accordance with the Code of Iowa, the City Council annually adopts a budget on the cash basis following required public notice and hearing for all funds except the blended component units. The City's budget includes the Clarinda Regional Health Center, a city department which is excluded from the City's financial statements because the Health Center uses a financial reporting framework which differs from the financial reporting framework used by the City. The annual budget may be amended during the year utilizing similar statutorily prescribed procedures.

Formal and legal budgetary control is based upon nine major classes of disbursements known as functions, not by fund. These nine functions are: public safety, public works, health and social services, culture and recreation, community and economic development, general government, debt service, capital projects and business type activities. Function disbursements required to be budgeted include disbursements for the General Fund, the Special Revenue Funds, the Debt Service Fund, the Capital Projects Fund, the Permanent Funds and the Enterprise Funds. Although the budget document presents function disbursements by fund, the legal level of control is at the aggregated function level, not by fund. During the year, one budget amendment increased budgeted disbursements by \$369,600. The budget amendment is reflected in the final budgeted amounts.

During the year ended June 30, 2016, disbursements did not exceed the amounts budgeted.

City of Clarinda

Schedule of the City's Proportionate Share of the Net Pension Liability

Iowa Public Employees' Retirement System
For the Last Two Years*
(In Thousands)

Other Information

	2016	2015
City's proportion of the net pension liability	0.010974%	0.010297%
City's proportionate share of the net pension liability	\$ 542	408
City's covered-employee payroll	\$ 1,305	1,332
City's proportionate share of the net pension liability as a percentage of its covered-employee payroll	41.53%	30.63%
IPERS' net position as a percentage of the total pension liability	85.19%	87.61%

* In accordance with GASB Statement No. 68, the amounts presented for each fiscal year were determined as of June 30 of the preceding fiscal year.

See accompanying independent auditor's report.

City of Clarinda

Schedule of City Contributions

Iowa Public Employees' Retirement System
For the Last Ten Years
(In Thousands)

Other Information

	2016	2015	2014	2013
Statutorily required contribution	\$ 115	122	125	114
Contributions in relation to the statutorily required contribution	(115)	(122)	(125)	(114)
Contribution deficiency (excess)	\$ -	-	-	-
City's covered-employee payroll	\$ 1,246	1,305	1,332	1,240
Contributions as a percentage of covered-employee payroll	9.23%	9.35%	9.35%	9.19%

See accompanying independent auditor's report.

2012	2011	2010	2009	2008	2007
105	91	77	64	55	51
(105)	(91)	(77)	(64)	(55)	(51)
-	-	-	-	-	-
1,213	1,163	1,047	930	843	780
8.66%	7.82%	7.35%	6.88%	6.52%	6.54%

City of Clarinda

Notes to Other Information – Pension Liability

Year ended June 30, 2016

Changes of benefit terms:

Legislation passed in 2010 modified benefit terms for Regular members. The definition of final average salary changed from the highest three to the highest five years of covered wages. The vesting requirement changed from four years of service to seven years. The early retirement reduction increased from 3% per year measured from the member's first unreduced retirement age to a 6% reduction for each year of retirement before age 65.

Legislative action in 2008 transferred four groups – emergency medical service providers, county jailers, county attorney investigators, and National Guard installation security officers – from Regular membership to the protection occupation group for future service only.

Changes of assumptions:

The 2014 valuation implemented the following refinements as a result of a quadrennial experience study:

- Decreased the inflation assumption from 3.25% to 3.00%.
- Decreased the assumed rate of interest on member accounts from 4.00% to 3.75% per year.
- Adjusted male mortality rates for retirees in the Regular membership group.
- Reduced retirement rates for sheriffs and deputies between the ages of 55 and 64.
- Moved from an open 30 year amortization period to a closed 30-year amortization period for the UAL beginning June 30, 2014. Each year thereafter, changes in the UAL from plan experience will be amortized on a separate closed 20-year period.

The 2010 valuation implemented the following refinements as a result of a quadrennial experience study:

- Adjusted retiree mortality assumptions.
- Modified retirement rates to reflect fewer retirements.
- Lowered disability rates at most ages.
- Lowered employment termination rates.
- Generally increased the probability of terminating members receiving a deferred retirement benefit.
- Modified salary increase assumptions based on various service duration.

The 2007 valuation adjusted the application of the entry age normal cost method to better match projected contributions to the projected salary stream in the future years. It also included the one-year lag between the valuation date and the effective date of the annual actuarial contribution rate in the calculation of the UAL amortization payments.

Supplementary Information

City of Clarinda

Schedule of Cash Receipts, Disbursements
and Changes in Cash Balances
Nonmajor Governmental Funds

As of and for the year ended June 30, 2016

	Special Revenue		
	Tax Increment Financing	Clarinda Library Foundation	Clarinda Fire and Rescue
Receipts:			
Tax increment financing	\$ 66,907	-	-
Use of money and property	-	303	246
Intergovernmental	-	-	22,800
Miscellaneous	-	16,746	31,964
Total receipts	66,907	17,049	55,010
Disbursements:			
Operating:			
Public safety	-	-	63,283
Culture and recreation	-	13,235	-
Community and economic development	9,432	-	-
Total disbursements	9,432	13,235	63,283
Excess (deficiency) of receipts over (under) disbursements	57,475	3,814	(8,273)
Other financing uses:			
Transfers out	(99,414)	-	-
Total other financing sources (uses)	(99,414)	-	-
Change in cash balances	(41,939)	3,814	(8,273)
Cash balances beginning of year	41,939	137,501	60,456
Cash balances end of year	\$ -	141,315	52,183
Cash Basis Fund Balances			
Nonspendable:			
Cemetery perpetual care	\$ -	-	-
Library	-	-	-
Restricted for:			
Library purposes	-	141,315	-
Other purposes	-	-	52,183
Total cash basis fund balances	\$ -	141,315	52,183

See accompanying independent auditor's report.

Permanent			
Cemetery			
Perpetual	Library		Total
Care	Bequest		
-	-		66,907
-	-		549
-	-		22,800
-	-		48,710
-	-		138,966
-	-		63,283
-	-		13,235
-	-		9,432
-	-		85,950
-	-		53,016
-	-		(99,414)
-	-		(99,414)
-	-		(46,398)
60,666	100,000		400,562
60,666	100,000		354,164
60,666	-		60,666
-	100,000		100,000
-	-		141,315
-	-		52,183
60,666	100,000		354,164

City of Clarinda

City of Clarinda

Schedule of Cash Receipts, Disbursements
and Changes in Cash Balances
Nonmajor Proprietary Funds

As of and for the year ended June 30, 2016

	Enterprise		
	Yard Waste	Storm Water	Total
Operating receipts:			
Charges for service	\$ 24,327	61,974	86,301
Operating disbursements:			
Business type activities	33,004	34,398	67,402
Change in cash balances	(8,677)	27,576	18,899
Cash balances beginning of year	56,302	(67,582)	(11,280)
Cash balances end of year	\$ 47,625	(40,006)	7,619
Cash Basis Fund Balances			
Unrestricted	\$ 47,625	(40,006)	7,619

See accompanying independent auditor's report.

City of Clarinda
 Schedule of Indebtedness
 June 30, 2016

Obligation	Date of Issue	Interest Rates	Amount Originally Issued
General obligation bonds:			
Corporate purpose	Aug 1, 2009	1.75-4.00%	\$ 1,100,000
Corporate purpose and refunding	Jul 15, 2011	0.80-2.85	1,650,000
Corporate purpose	Oct 28, 2011	0.65-2.55	1,000,000
Corporate purpose	Mar 25, 2015	1.00-2.60	995,000
Total			
Revenue bonds:			
Water	Oct 19, 2005	1.75% *	\$ 6,409,000

* The agreement also requires the City to annually pay a .25% servicing fee on the outstanding balance.
 Effective December 1, 2015, the interest rate on these revenue bonds was reduced to 1.75%.

See accompanying independent auditor's report.

Balance Beginning of Year	Issued During Year	Redeemed During Year	Balance End of Year	Interest Paid
635,000	-	120,000	515,000	23,753
1,090,000	-	175,000	915,000	25,210
685,000	-	110,000	575,000	13,555
995,000	-	90,000	905,000	21,788
<u>\$ 3,405,000</u>	<u>-</u>	<u>495,000</u>	<u>2,910,000</u>	<u>84,306</u>
<u>\$ 4,034,000</u>	<u>-</u>	<u>311,000</u>	<u>3,723,000</u>	<u>95,808</u>

City of Clarinda

City of Clarinda

Bond Maturities

June 30, 2016

General Obligation Bonds									
Year Ending June 30,	Corporate Purpose Issued Aug 1, 2009		Corporate Purpose and Refunding Issued Jul 15, 2011		Corporate Purpose Issued Oct 28, 2011		Corporate Purpose Issued Mar 25, 2015		Total
	Interest Rates	Amount	Interest Rates	Amount	Interest Rates	Amount	Interest Rates	Amount	
2017	3.60%	\$ 120,000	1.90%	\$ 175,000	1.55%	\$ 110,000	1.00%	\$ 95,000	500,000
2018	3.75	125,000	2.25	180,000	1.85	115,000	1.40	95,000	515,000
2019	3.90	135,000	2.50	185,000	2.15	115,000	1.40	95,000	530,000
2020	4.00	135,000	2.70	185,000	2.40	115,000	1.85	100,000	535,000
2021		-	2.85	190,000	2.55	120,000	1.85	100,000	410,000
2022		-		-		-	2.25	100,000	100,000
2023		-		-		-	2.25	105,000	105,000
2024		-		-		-	2.60	105,000	105,000
2025		-		-		-	2.60	110,000	110,000
2026		-		-		-		-	-
Total		<u>\$ 515,000</u>		<u>\$ 915,000</u>		<u>\$ 575,000</u>		<u>\$ 905,000</u>	<u>2,910,000</u>

Revenue Bonds		
Water		
Year Ending June 30,	Issued Oct 19, 2005	
Interest Rates	Amount	
2017	1.75%	\$ 321,000
2018	1.75	331,000
2019	1.75	342,000
2020	1.75	353,000
2021	1.75	365,000
2022	1.75	377,000
2023	1.75	389,000
2024	1.75	402,000
2025	1.75	415,000
2026	1.75	428,000
Total		<u>\$ 3,723,000</u>

See accompanying independent auditor's report.

City of Clarinda

Schedule of Receipts By Source and Disbursements By Function –
All Governmental Funds

For the Last Ten Years

	2016	2015	2014	2013
Receipts:				
Property tax	\$ 2,042,509	2,023,560	2,092,540	2,062,717
Tax increment financing	66,907	116,939	116,536	111,514
Other city tax	562,873	541,585	557,453	569,565
Licenses and permits	14,802	15,366	16,476	11,814
Use of money and property	85,594	67,380	54,967	57,934
Intergovernmental	941,078	889,712	696,848	939,497
Charges for service	334,123	344,808	354,319	388,888
Special assessments	649	209	-	-
Miscellaneous	82,627	89,039	204,652	336,820
Total	\$ 4,131,162	4,088,598	4,093,791	4,478,749
Disbursements:				
Operating:				
Public safety	\$ 1,127,618	1,189,329	1,180,801	1,229,097
Public works	940,471	605,753	714,380	641,000
Health and social services	1,500	1,500	1,000	1,034
Culture and recreation	948,919	1,011,389	988,277	964,396
Community and economic development	99,782	116,751	90,084	94,313
General government	328,951	301,021	303,255	340,090
Debt service	581,306	650,993	645,205	646,412
Capital projects	1,162,085	313,744	8,131	806,227
Total	\$ 5,190,632	4,190,480	3,931,133	4,722,569

See accompanying independent auditor's report.

2012	2011	2010	2009	2008	2007
2,084,968	2,043,926	1,894,638	1,850,058	1,932,527	1,828,565
-	60,400	241,728	206,498	124,820	106,557
517,015	518,382	466,879	479,791	465,471	469,272
13,667	10,165	9,281	10,428	12,081	9,712
38,897	10,605	26,583	21,951	36,918	31,352
682,598	1,182,714	873,209	628,433	710,728	1,740,055
329,354	346,033	312,698	322,411	306,908	286,852
-	-	-	-	-	-
124,753	179,666	311,916	148,436	360,480	212,719
3,791,252	4,351,891	4,136,932	3,668,006	3,949,933	4,685,084
1,094,803	1,037,992	947,949	921,107	844,163	847,801
652,449	792,443	775,374	580,188	594,886	542,108
14,705	26,761	26,991	21,175	19,298	27,928
830,245	805,352	767,050	763,169	722,635	742,258
96,138	89,868	103,110	87,326	120,168	96,746
340,325	302,712	282,881	252,127	244,413	287,921
1,201,605	682,311	2,063,475	592,485	678,285	676,808
1,449,831	1,498,207	651,342	438,878	434,650	1,247,898
5,680,101	5,235,646	5,618,172	3,656,455	3,658,498	4,469,468

City of Clarinda



OFFICE OF AUDITOR OF STATE
STATE OF IOWA

Mary Mosiman, CPA
Auditor of State

State Capitol Building
Des Moines, Iowa 50319-0004

Telephone (515) 281-5834 Facsimile (515) 242-6134

Independent Auditor's Report on Internal Control
over Financial Reporting and on Compliance and Other Matters
Based on an Audit of Financial Statements Performed in Accordance with
Government Auditing Standards

To the Honorable Mayor and Members of the City Council:

We have audited in accordance with U.S. generally accepted auditing standards and the standards applicable to financial audits contained in Government Auditing Standards, issued by the Comptroller General of the United States, the financial statements of the governmental activities, the business type activities, the discretely presented component unit, each major fund and the aggregate remaining fund information of the City of Clarinda, Iowa, as of and for the year ended June 30, 2016, and the related Notes to Financial Statements, which collectively comprise the City's basic financial statements, and have issued our report thereon dated February 8, 2017. The financial statements were prepared on the basis of cash receipts and disbursements, a basis of accounting other than U.S. generally accepted accounting principles. Our report expressed unmodified opinions on the governmental activities, the discretely presented component unit, the General Fund, the major Special Revenue Funds, including the Road Use Tax, the Employee Benefits, the Local Option Sales Tax Funds, and the Library Special Funds, the Debt Service Fund, the Capital Projects Fund, the major Enterprise Funds, including the Water and Sewer Funds, and the aggregate remaining fund information of the City of Clarinda, Iowa, as of June 30, 2016. We expressed adverse opinions on the business type activities and the Enterprise, Clarinda Regional Health Center Fund.

Internal Control Over Financial Reporting

In planning and performing our audit of the financial statements, we considered the City of Clarinda's internal control over financial reporting to determine the audit procedures appropriate in the circumstances for the purpose of expressing our opinions on the financial statements, but not for the purpose of expressing an opinion on the effectiveness of the City of Clarinda's internal control. Accordingly, we do not express an opinion on the effectiveness of the City of Clarinda's internal control.

A deficiency in internal control exists when the design or operation of a control does not allow management or employees, in the normal course of performing their assigned functions, to prevent or detect and correct misstatements on a timely basis. A material weakness is a deficiency, or a combination of deficiencies, in internal control such that there is a reasonable possibility a material misstatement of the City of Clarinda's financial statements will not be prevented or detected and corrected on a timely basis. A significant deficiency is a deficiency, or a combination of deficiencies, in internal control that is less severe than a material weakness, yet important enough to merit attention by those charge with governance.

Our consideration of internal control was for the limited purpose described in the first paragraph of this section and was not designed to identify all deficiencies in internal control that might be material weaknesses or significant deficiencies and, therefore, material weaknesses or significant deficiencies may exist that were not identified. Given these limitations, during our audit we did not identify any deficiencies in internal control we consider to be material weaknesses. However, we identified certain deficiencies in internal control, described as items (A) through (B) in the accompanying Schedule of Findings, we consider to be significant deficiencies.

Compliance and Other Matters

As part of obtaining reasonable assurance about whether the City of Clarinda's financial statements are free of material misstatement, we performed tests of its compliance with certain provisions of laws, regulations, contracts and grant agreements, non-compliance with which could have a direct and material effect on the determination of financial statement amounts. However, providing an opinion on compliance with those provisions was not an objective of our audit and, accordingly, we do not express such an opinion. The results of our tests disclosed no instances of non-compliance or other matters that are required to be reported under Government Auditing Standards. However, we noted certain immaterial instances of non-compliance or other matters which are described in of the accompanying Schedule of Findings.

Comments involving statutory and other legal matters about the City's operations for the year ended June 30, 2016 are based exclusively on knowledge obtained from procedures performed during our audit of the financial statements of the City. Since our audit was based on tests and samples, not all transactions that might have had an impact on the comments were necessarily audited. The comments involving statutory and other legal matters are not intended to constitute legal interpretations of those statutes.


The City of Clarinda's Responses to the Findings

The City of Clarinda's responses to the findings identified in our audit are described in the accompanying Schedule of Findings. The City of Clarinda's responses were not subjected to the auditing procedures applied in the audit of the financial statements and, accordingly, we express no opinion on them.

Purpose of this Report

The purpose of this report is solely to describe the scope of our testing of internal control and compliance and the results of that testing and not to provide an opinion on the effectiveness of the City's internal control or on compliance. This report is an integral part of an audit performed in accordance with Government Auditing Standards in considering the City's internal control and compliance. Accordingly, this communication is not suitable for any other purpose.

We would like to acknowledge the many courtesies and assistance extended to us by personnel of the City of Clarinda during the course of our audit. Should you have any questions concerning any of the above matters, we shall be pleased to discuss them with you at your convenience.


MARY MOSIMAN, CPA
Auditor of State

February 8, 2017

City of Clarinda

Schedule of Findings

Year ended June 30, 2016

Findings Related to the Financial Statements:

INTERNAL CONTROL DEFICIENCIES:

- (A) Segregation of Duties – One important aspect of internal control is the segregation of duties among employees to prevent an individual employee from handling duties which are incompatible. For the Lied Recreation Center and Lied Public Library, collecting and the posting of receipts to the receipts journal are performed by the same person.

Recommendation – We realize segregation of duties is difficult with a limited number of office employees. However, the City should review its control procedures to obtain the maximum internal control possible under the circumstances utilizing currently available staff, including administrative personnel.

Response – Due to the limited number of employees at the Lied Recreation Center and Lied Public Library, segregation of duties is not always possible. The Director of each facility reviews the daily receipts and prepares the deposit for City Hall. City Hall staff are responsible for the actual deposit and posting to the City's general ledger.

Conclusion – Response accepted.

- (B) Segregation of Duties – Separately Maintained Records – One important aspect of internal control is the segregation of duties among employees to prevent an individual employee from handling duties which are incompatible. For the separately maintained records of the Library Foundation and Clarinda Fire and Rescue, the collecting, depositing, posting of cash receipts to the cash receipts journal, disbursement preparation and check signing are all performed by the same person. Also, prenumbered receipts are not issued for all collections.

Recommendation – We realize segregation of duties is difficult with a limited number of employees. However, the Library Foundation and Clarinda Fire and Rescue should review their control procedures to obtain the maximum internal control possible under the circumstances utilizing currently available staff, including administrative personnel.

Responses –

Library Foundation – Due to a limited number of Board members, segregation of duties are difficult. Nothing is done without a motion from the Board.

Clarinda Fire and Rescue – Due to a limited number of Board members, segregation of duties is not possible. All claims must be approved by the Board before payment can be made.

Conclusions – Responses acknowledged. The Library Foundation and Clarinda Fire and Rescue should segregate duties to the extent possible with existing personnel and utilize administrative personnel to provide additional control through review of financial transactions and reports.

INSTANCES OF NON-COMPLIANCE:

No matters were noted.

City of Clarinda

Schedule of Findings

Year ended June 30, 2016

Other Findings Related to Required Statutory Reporting:

- (1) Certified Budget – Disbursements during the year ended June 30, 2016 did not exceed the amounts budgeted.
- (2) Questionable Disbursements – No disbursements we believe may not meet the requirements of public purpose as defined in an Attorney General's opinion dated April 25, 1979 were noted.
- (3) Travel Expense – No disbursements of City money for travel expenses of spouses of City officials or employees were noted.
- (4) Business Transactions – No business transactions between the City and City officials or employees were noted.
- (5) Bond Coverage – Surety bond coverage of City officials and employees is in accordance with statutory provisions. The amount of coverage should be reviewed annually to ensure the coverage is adequate for current operations.
- (6) City Council Minutes – No transactions were found that we believe should have been approved in the City Council minutes but were not.
- (7) Deposits and Investments – No instances of non-compliance with the deposit and investment provisions of Chapters 12B and 12C of the Code of Iowa and the City's investment policy were noted.
- (8) Revenue Bonds – No instances of non-compliance with the revenue bond resolution were noted.
- (9) Annual Urban Renewal Report – The Annual Urban Renewal Report was properly approved and certified to the Iowa Department of Management on or before December 1. The City overstated the amount reported as TIF debt outstanding by \$47,165.

Recommendation – The City should ensure the amount reported as outstanding TIF debt agrees with the City's records.

Response - The City will ensure the amounts agree with the City's records in the future.

Conclusion – Response accepted.

- (10) Financial Condition – The Enterprise, Storm Water Fund had a deficit balance of \$40,006 at June 30, 2016.

Recommendation – The City should investigate alternatives to eliminate the deficit to return the fund to a sound financial position.

Response – The City will perform a rate study on the Storm Water Fund and make appropriate recommendations to the City Council.

Conclusion – Response accepted.

City of Clarinda

Staff

This audit was performed by:

Donna F. Kruger, CPA, Manager
Ryan J. Pithan, Senior Auditor
Mitchell W. Shipman, Assistant Auditor
Zachary J. Koziolk, Assistant Auditor

A handwritten signature in black ink that reads "Andrew E. Nielsen". The signature is written in a cursive style with a large initial "A" and "N".

Andrew E. Nielsen, CPA
Deputy Auditor of State