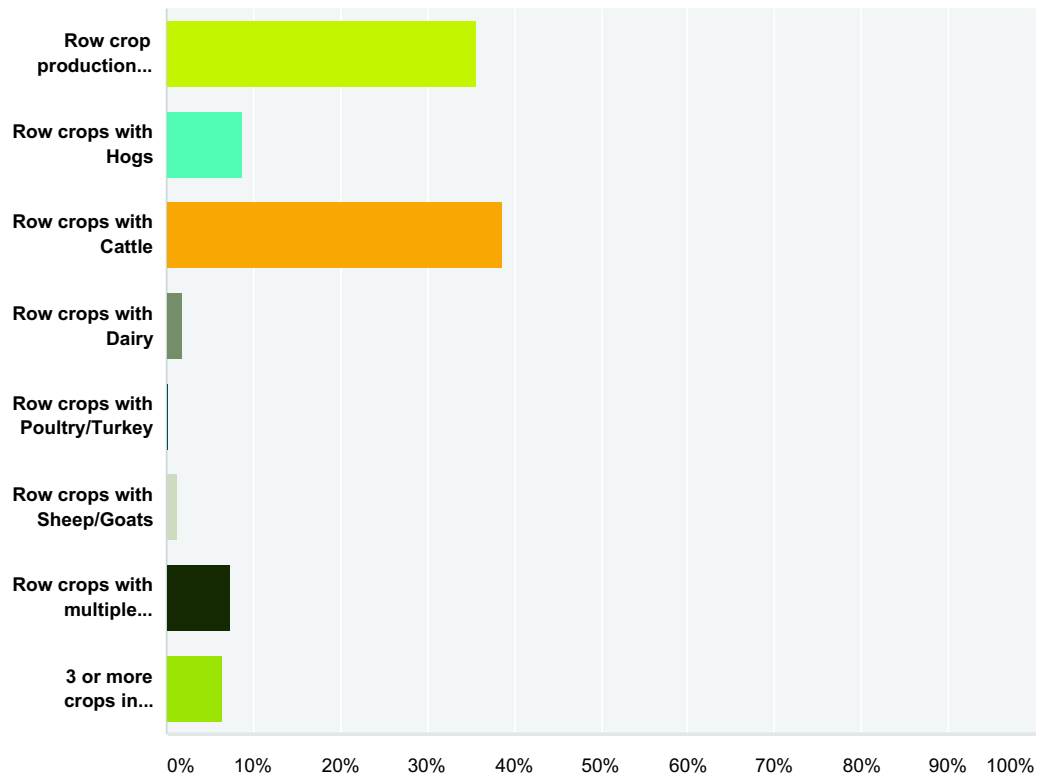


Q4 What best describes your farm operation?

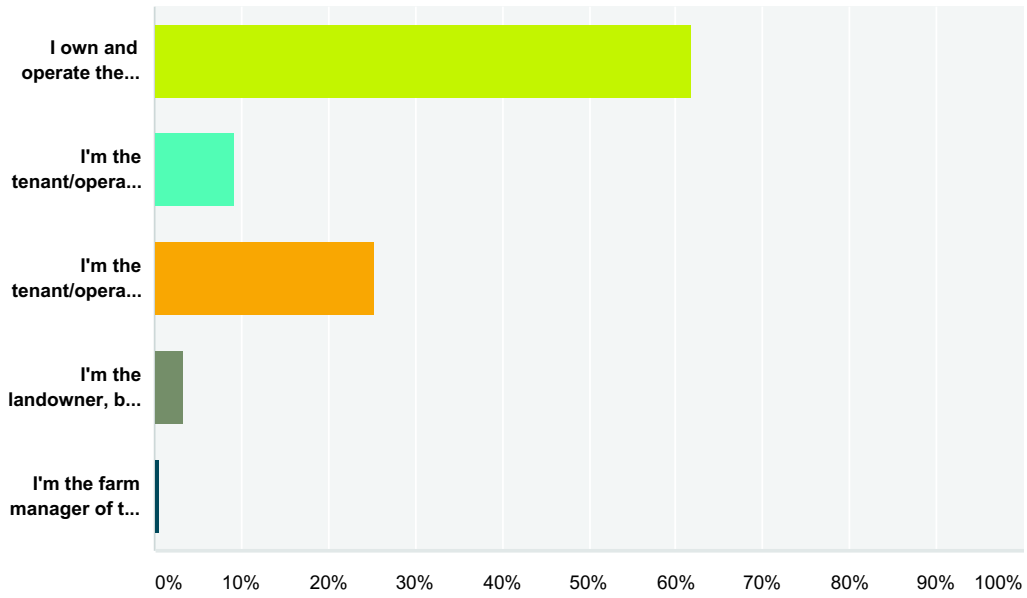
Answered: 845 Skipped: 0



Answer Choices	Responses
Row crop production (corn/soybeans) - no livestock	35.74% 302
Row crops with Hogs	8.76% 74
Row crops with Cattle	38.70% 327
Row crops with Dairy	1.78% 15
Row crops with Poultry/Turkey	0.12% 1
Row crops with Sheep/Goats	1.30% 11
Row crops with multiple livestock enterprises	7.22% 61
3 or more crops in rotation (corn, soy, small grains, alfalfa, etc)	6.39% 54
Total	845

Q5 Which of the following best describes the area(s) you seeded to cover crops?

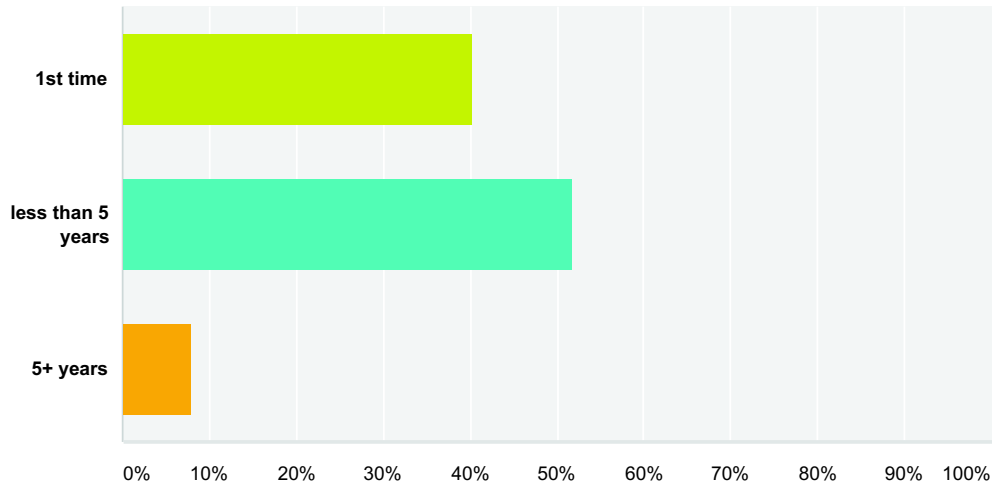
Answered: 834 Skipped: 11



Answer Choices	Responses
I own and operate the fields seeded to cover crops.	61.75% 515
I'm the tenant/operator on the fields seeded to cover crops, the landowner requested cover crops be added to their fields.	9.11% 76
I'm the tenant/operator on the fields seeded to cover crops, the landowner did not request cover crops be added to their fields.	25.18% 210
I'm the landowner, but do not operate the fields seeded to cover crops (cash rental agreement)	3.36% 28
I'm the farm manager of the fields seeded to cover crops	0.60% 5
Total	834

Q6 What is your experience in using cover crops?

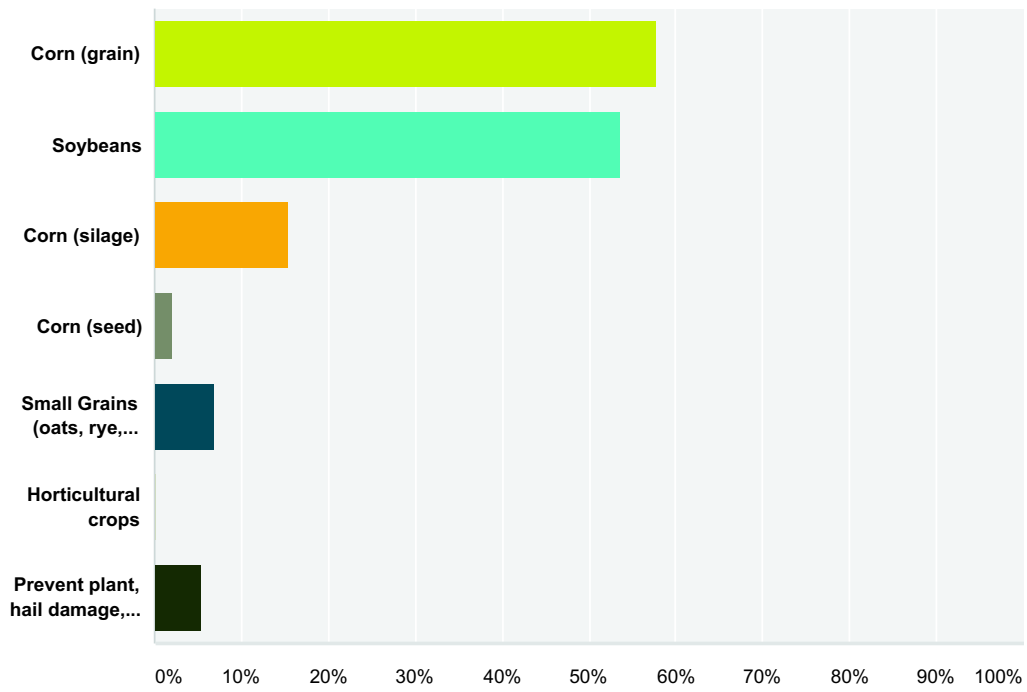
Answered: 845 Skipped: 0



Answer Choices	Responses	
1st time	40.36%	341
less than 5 years	51.72%	437
5+ years	7.93%	67
Total		845

Q7 What crop(s) did you seed cover crops into in 2015?:

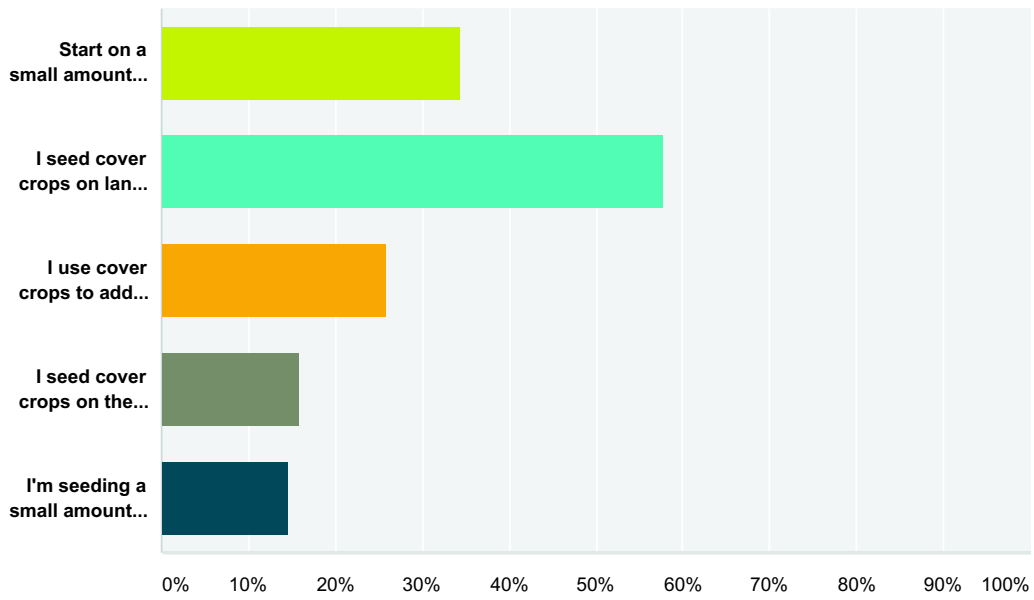
Answered: 845 Skipped: 0



Answer Choices	Responses
Corn (grain)	57.75% 488
Soybeans	53.61% 453
Corn (silage)	15.50% 131
Corn (seed)	2.13% 18
Small Grains (oats, rye, wheat, etc)	6.86% 58
Horticultural crops	0.24% 2
Prevent plant, hail damage, flooded acres, etc.	5.33% 45
Total Respondents: 845	

Q8 What best describes your approach to using cover crops? (check all that apply)

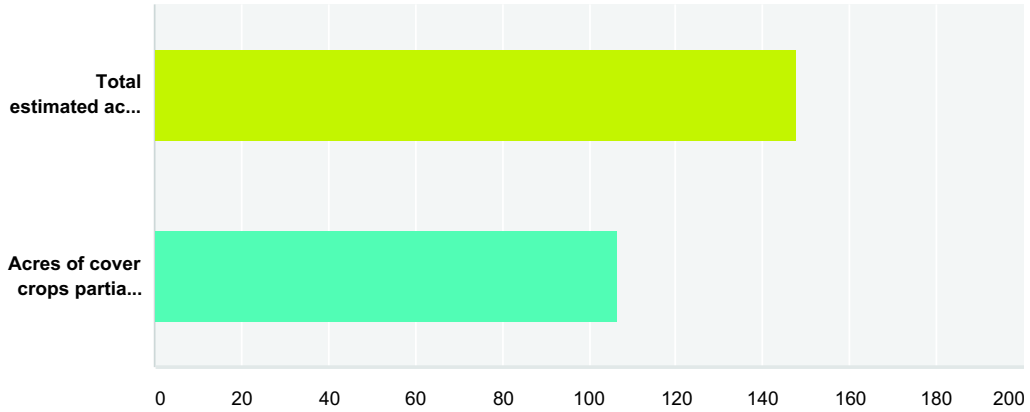
Answered: 822 Skipped: 23



Answer Choices	Responses	
Start on a small amount of acres and add more acres every year.	34.43%	283
I seed cover crops on land with more erosive potential	57.79%	475
I use cover crops to add a supplemental feed source for livestock.	25.91%	213
I seed cover crops on the majority of acres in my operation.	15.82%	130
I'm seeding a small amount of acres before expanding acreage	14.60%	120
Total Respondents: 822		

Q9 Some producers may seed more acres of cover crops than they receive financial assistance for. Please indicate the total acres of cover crops seeded and the acres cost-shared.

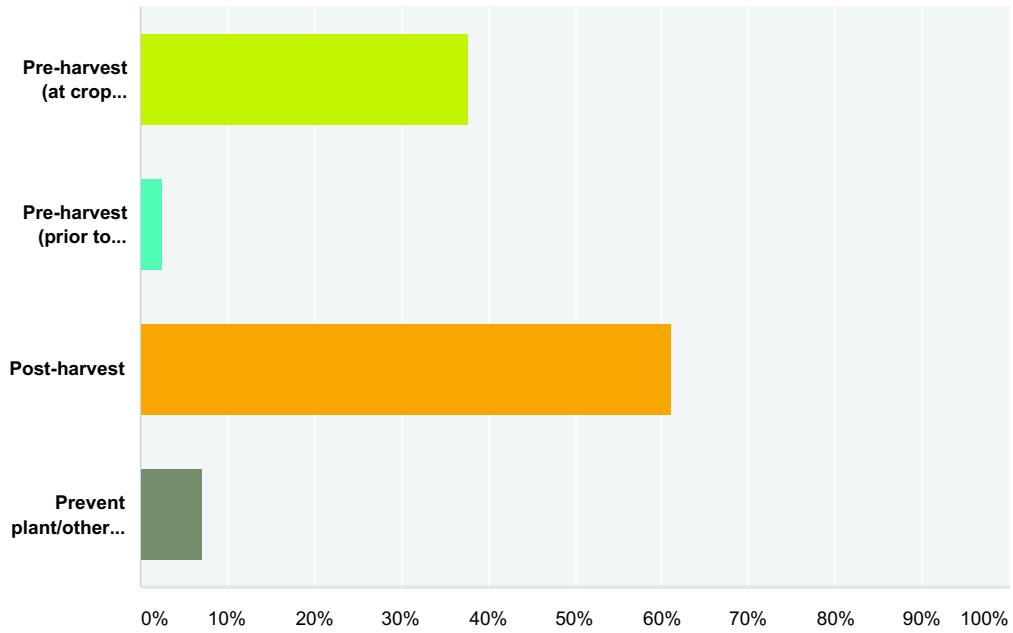
Answered: 810 Skipped: 35



Answer Choices	Average Number	Total Number	Responses
Total estimated acres seeded in cover crops (cost-shared + non cost-shared):	148	117,729	797
Acres of cover crops partially funded with NRCS/IDALS funding:	107	81,354	763
Total Respondents: 810			

Q10 When did you seed your cover crop?

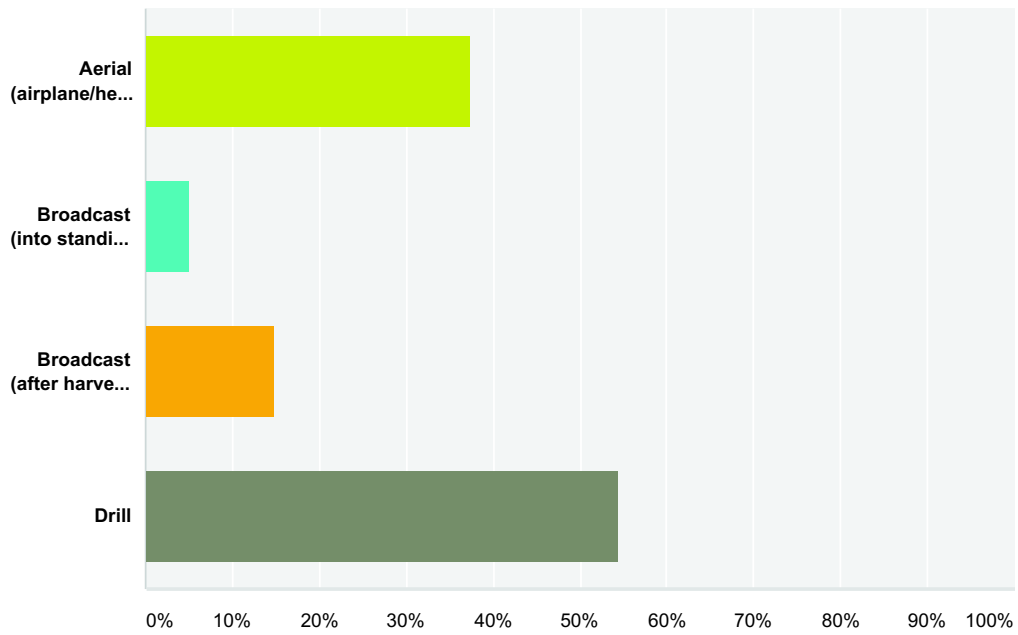
Answered: 825 Skipped: 20



Answer Choices	Responses
Pre-harvest (at crop maturity)	37.82% 312
Pre-harvest (prior to canopy closure)	2.55% 21
Post-harvest	61.21% 505
Prevent plant/other failed acres	7.15% 59
Total Respondents: 825	

Q11 What method(s) did you use to seed cover crops?

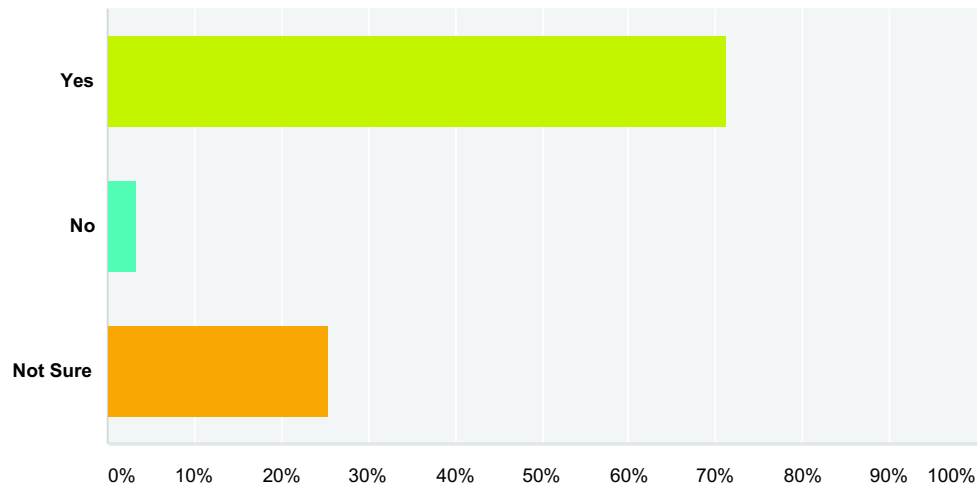
Answered: 845 Skipped: 0



Answer Choices	Responses
Aerial (airplane/helicopter)	37.28% 315
Broadcast (into standing crop)	5.09% 43
Broadcast (after harvest or failed acres)	14.79% 125
Drill	54.56% 461
Total Respondents: 845	

Q12 Is this your preferred method of seeding cover crops?

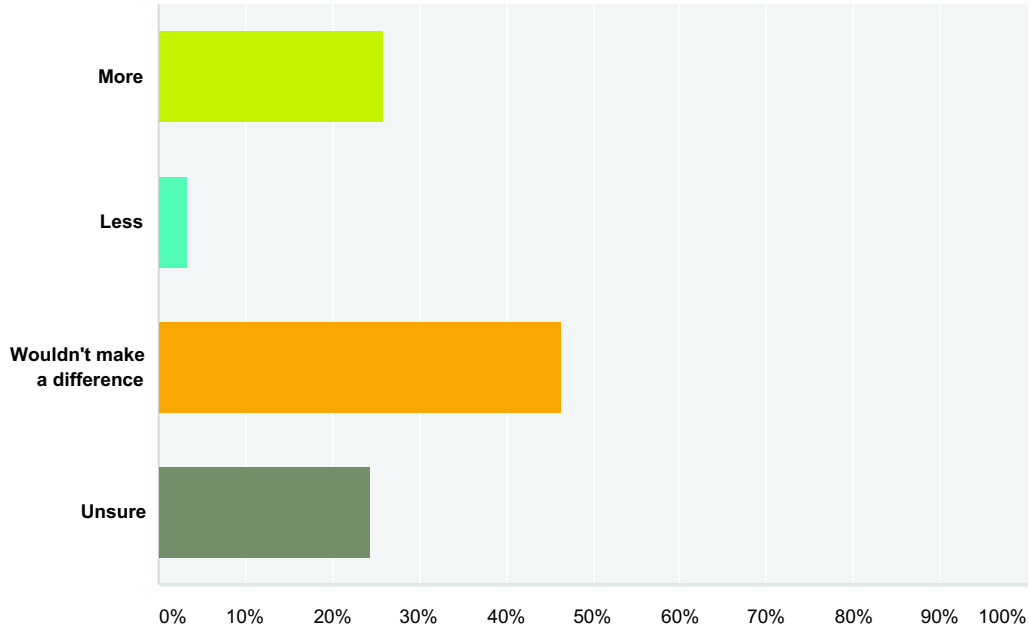
Answered: 835 Skipped: 10



Answer Choices	Responses
Yes	71.14% 594
No	3.35% 28
Not Sure	25.51% 213
Total	835

Q13 If SWCDs, Co-ops or other businesses offered "turn-key" services of seeding and managing cover crops, would you be more or less likely to use cover crops in the future?

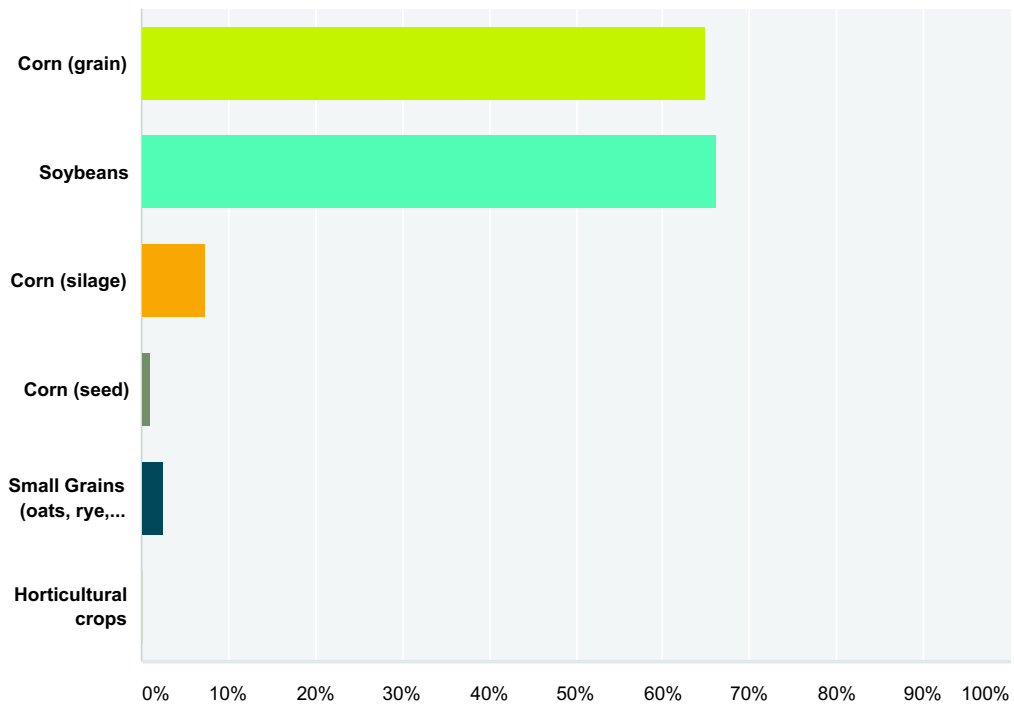
Answered: 832 Skipped: 13



Answer Choices	Responses	
More	25.96%	216
Less	3.37%	28
Wouldn't make a difference	46.27%	385
Unsure	24.40%	203
Total		832

Q14 What crop(s) do you plan to plant after your cover crop in 2016?:

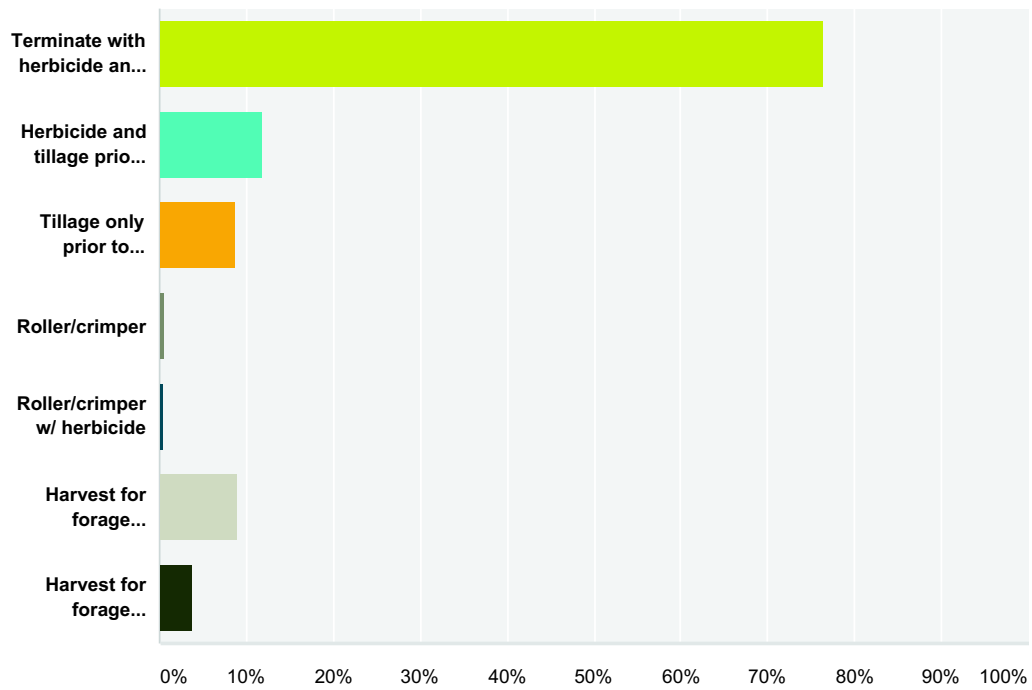
Answered: 845 Skipped: 0



Answer Choices	Responses	Count
Corn (grain)	64.97%	549
Soybeans	66.27%	560
Corn (silage)	7.34%	62
Corn (seed)	1.07%	9
Small Grains (oats, rye, wheat, etc)	2.49%	21
Horticultural crops	0.24%	2
Total Respondents: 845		

Q15 How do you plan to manage the cover crop in the spring?

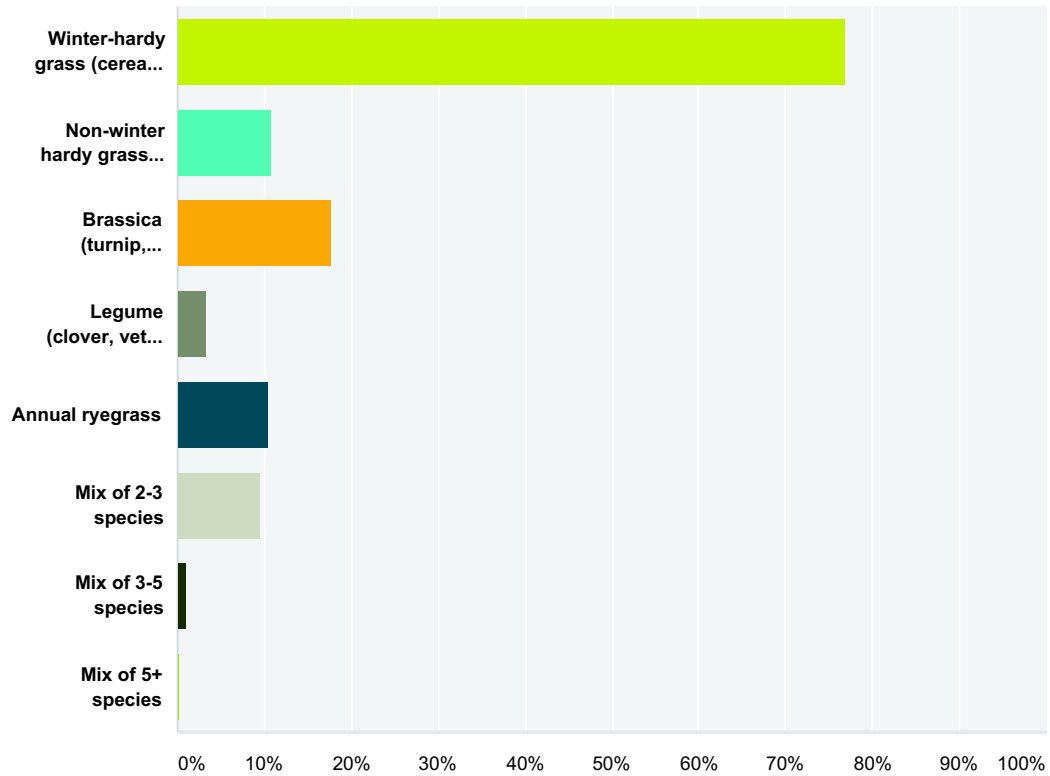
Answered: 845 Skipped: 0



Answer Choices	Responses
Terminate with herbicide and no-till plant 2016 crop	76.33% 645
Herbicide and tillage prior to planting	11.95% 101
Tillage only prior to planting	8.76% 74
Roller/crimper	0.59% 5
Roller/crimper w/ herbicide	0.36% 3
Harvest for forage (hay/silage) and no-till plant	8.99% 76
Harvest for forage (hay/silage) with tillage	3.79% 32
Total Respondents: 845	

Q16 What type of cover crop did you seed?

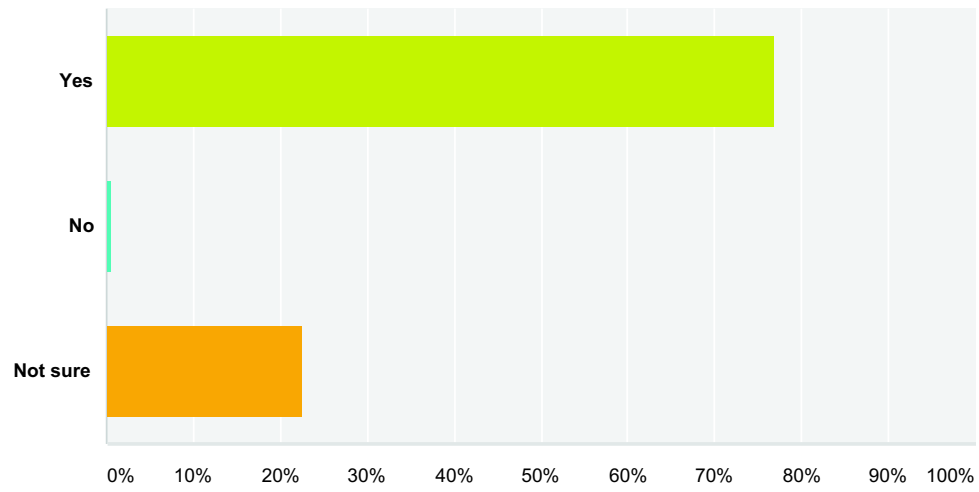
Answered: 845 Skipped: 0



Answer Choices	Responses	
Winter-hardy grass (cereal rye, triticale, wheat)	76.92%	650
Non-winter hardy grass (oats, spring wheat)	10.89%	92
Brassica (turnip, radish, rapeseed, etc)	17.75%	150
Legume (clover, vetch, peas, etc)	3.43%	29
Annual ryegrass	10.41%	88
Mix of 2-3 species	9.59%	81
Mix of 3-5 species	0.95%	8
Mix of 5+ species	0.24%	2
Total Respondents: 845		

Q17 Based on your experience, do you plan to use cover crops next year?

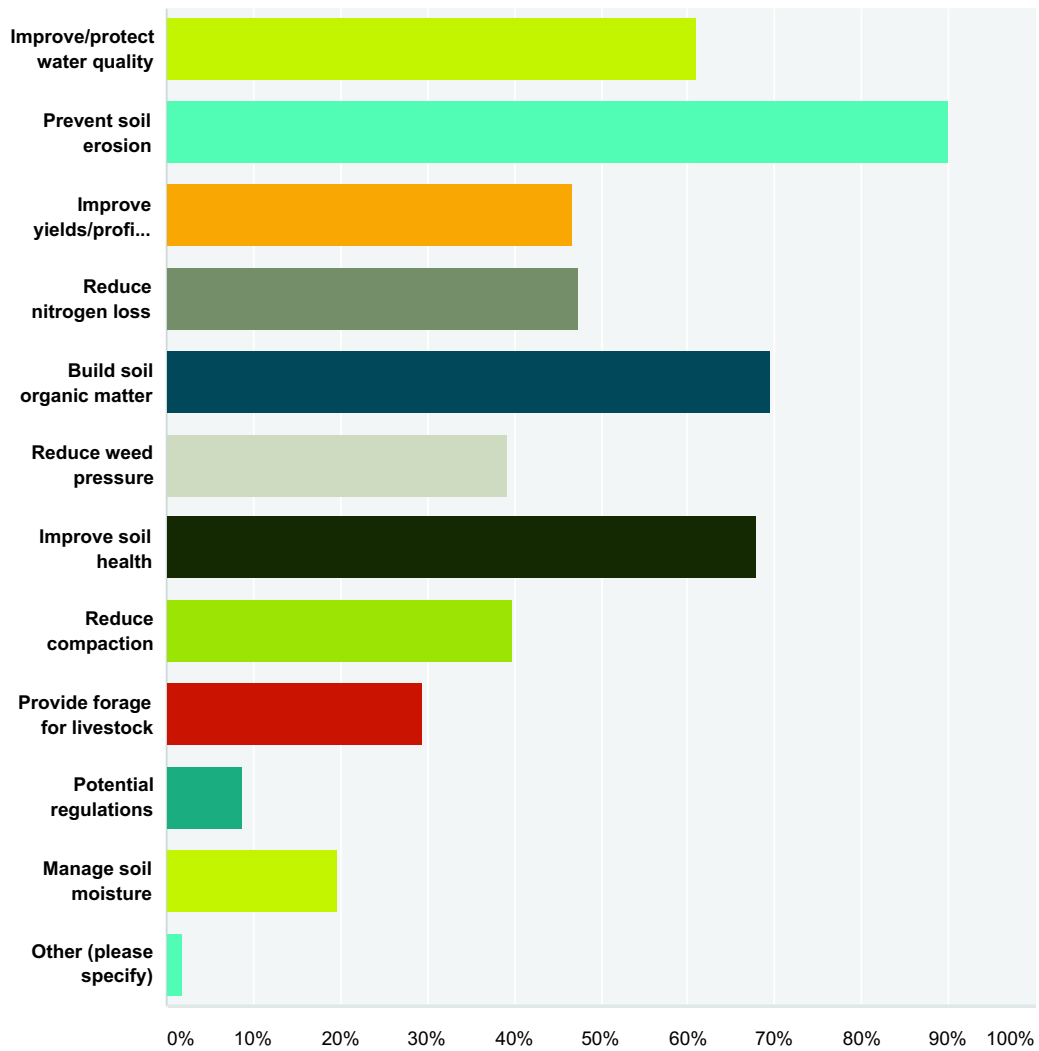
Answered: 845 Skipped: 0



Answer Choices	Responses	
Yes	76.80%	649
No	0.59%	5
Not sure	22.60%	191
Total		845

Q18 What motivates you to use cover crops?

Answered: 831 Skipped: 14



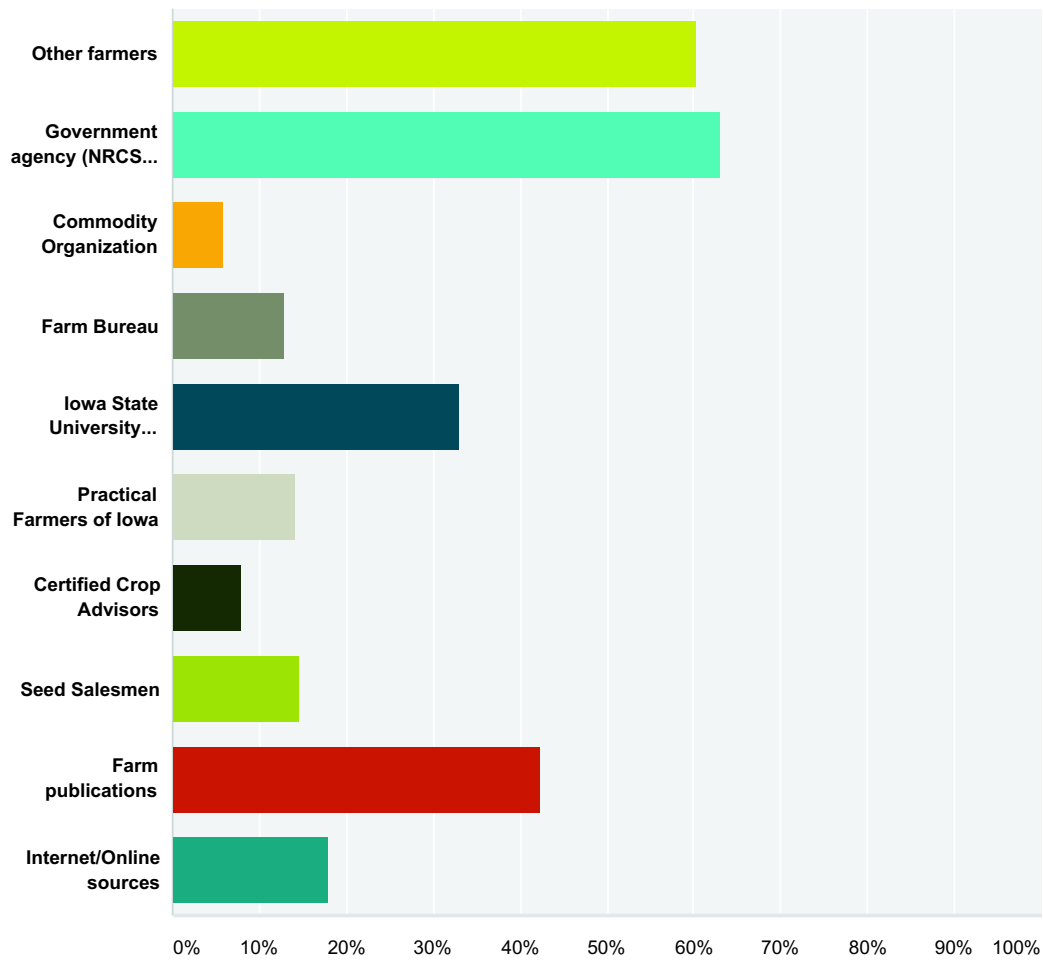
Answer Choices	Responses	Count
Improve/protect water quality	60.89%	506
Prevent soil erosion	90.01%	748
Improve yields/profitability	46.81%	389
Reduce nitrogen loss	47.29%	393
Build soil organic matter	69.43%	577
Reduce weed pressure	39.35%	327
Improve soil health	67.87%	564
Reduce compaction	39.95%	332
Provide forage for livestock	29.36%	244

2015 Iowa Cover Crop User Survey

Potential regulations	8.78%	73
Manage soil moisture	19.61%	163
Other (please specify)	1.93%	16
Total Respondents: 831		

Q19 Where do you receive information on managing cover crops?

Answered: 816 Skipped: 29

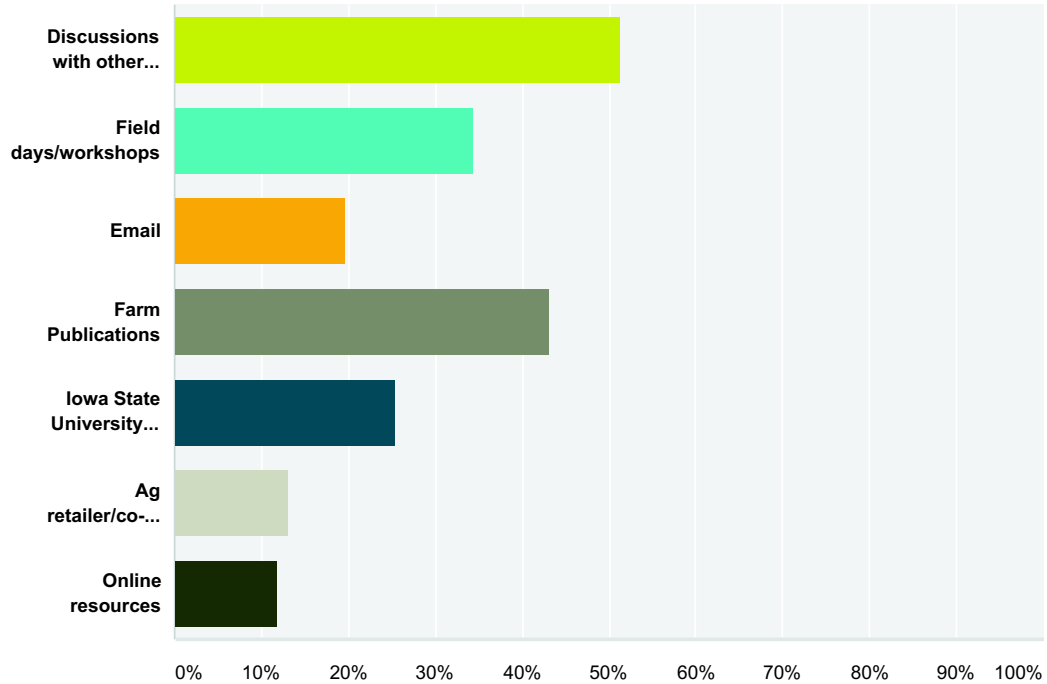


Answer Choices	Responses	Count
Other farmers	60.29%	492
Government agency (NRCS, IDALS, SWCD, etc)	62.99%	514
Commodity Organization	5.88%	48
Farm Bureau	12.87%	105
Iowa State University other research institutions	32.97%	269
Practical Farmers of Iowa	14.22%	116
Certified Crop Advisors	7.97%	65
Seed Salesmen	14.71%	120
Farm publications	42.40%	346
Internet/Online sources	17.89%	146

Total Respondents: 816

Q20 What is your preferred method to receive information on managing cover crops?

Answered: 803 Skipped: 42



Answer Choices	Responses	
Discussions with other farmers	51.31%	412
Field days/workshops	34.50%	277
Email	19.55%	157
Farm Publications	43.21%	347
Iowa State University Extension workshops/meetings	25.40%	204
Ag retailer/co-op events	13.08%	105
Online resources	11.96%	96
Total Respondents: 803		