

# MILLS

## 2004 ANNUAL COUNTY PROFILE

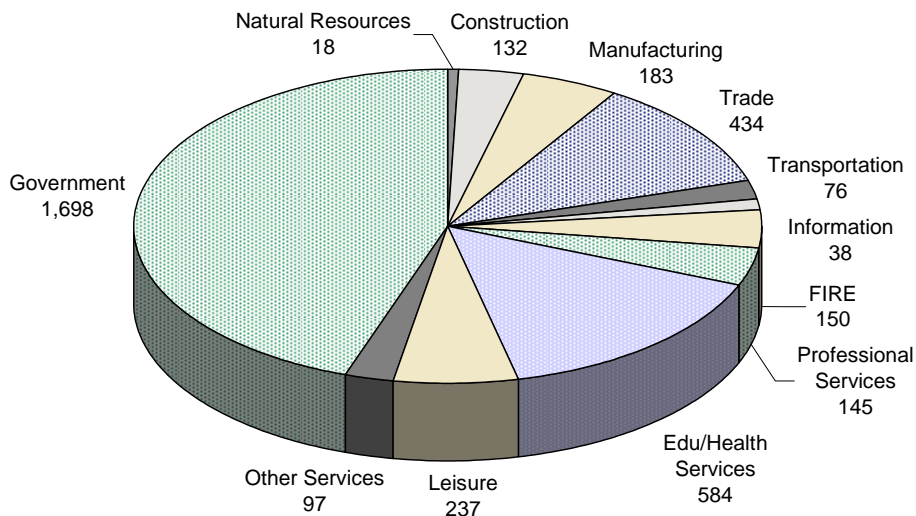
### Executive Summary

As of 2003, Mills County's largest industry was Education & Health Services, representing 15.40 percent (584) of the county's total covered employment of 3,792. The county's total employment increased by 0.37 percent since 2002 and the average annual wage increased by 3.07 percent to \$27,015 for all industries.

Mills County's average weekly wage for all industries was \$520 for 2003. This was an increase of 3.17 percent since 2002. The highest average weekly wage for a private sector was Wholesale Trade, averaging \$653 with gross total wages of \$3.8 million. Between 2002 and 2003, the Transportation & Utilities sector had the largest actual increase in average weekly wage of \$46 (8.00 percent). The largest percentage decrease was reported in the Other Services sector, which reported a loss of 23.95 percent (\$114).



### 2003 Industry Breakout by Employment in Mills County



Note: Government includes public education and health institutions

### Ten Largest Employers by Employment

Based on Annual 2003 Employment by Private Industry

Rank	Name of Company	Industry
1	Park Place/Pacific Place	Health Services
2	Bunge North America	Manufacturing
3	Glenwood Pizza	Accom./Food Services
4	On With Life Extended Services	Health Services
5	Manor Of Malvern	Health Services
6	Glen Haven Home	Health Services
7	Omaha Fruit & Grocery Co	Retail Trade
8	Glenwood State Bank	Finance & Insurance
9	Hawkins Marsh Ford	Retail Trade
10	Mills County Bank	Finance & Insurance

### QUICK FACTS

#### Covered Employment (2003)

		%
Total Employment	3,792	0.27 <sup>1</sup>
Average Weekly Wage	\$520	88.0 <sup>2</sup>
Largest Private Sector: Education/Health Services	584	0.33 <sup>3</sup>

<sup>1</sup> Percent is based on statewide covered employment of 1,404,476

<sup>2</sup> Percent is based on statewide average weekly wage of \$591

<sup>3</sup> Percent is based on statewide covered sector employment

#### Census Statistics

		Rank
2003 Population	14,909	54
Growth % since 1990	12.9%	8
2003 Unemployment Rate	3.8%	71
2002 Per Capita Personal Income	\$31,575	4
2000 Median Household Income	\$42,428	6

Ranking based on Iowa's 99 counties

# 2004 QUARTERLY CENSUS OF EMPLOYMENT AND WAGES PROFILE

## 2003 Covered Employment and Reporting Units by Industry in Mills County

Reporting Units				Employment		
2002	2003	% Change		2002	2003	% Change
316	321	1.58%	Total All Industries	3,778	3,792	0.37%
279	283	1.43%	Private Business	2,112	2,093	-0.90%
5	5	0.00%	Ag/Natural Resources & Mining	17	18	5.88%
34	37	8.82%	Construction	143	132	-7.69%
11	10	-9.09%	Manufacturing	169	183	8.28%
62	64	3.23%	Trade	438	434	-0.91%
23	28	21.74%	<i>Wholesale Trade</i>	99	113	14.14%
39	36	-7.69%	<i>Retail Trade</i>	339	321	-5.31%
13	12	-7.69%	Transportation & Utilities	70	76	8.57%
6	6	0.00%	Information	36	38	5.56%
35	34	-2.86%	Finance, Insurance, and Real Estate	156	150	-3.85%
35	36	2.86%	Professional & Business Services	116	145	25.00%
28	27	-3.57%	Education & Health Services	591	584	-1.18%
20	22	10.00%	Leisure & Hospitality	264	237	-10.23%
31	30	-3.23%	Other Services	113	97	-14.16%
37	39	5.41%	Government	1,666	1,698	1.92%
6	7	16.67%	<i>State</i>	843	870	3.20%
24	25	4.17%	<i>Local</i>	772	777	0.65%
7	7	0.00%	<i>Federal</i>	51	52	1.96%

### QUICK FACTS

**Mills County's  
Largest  
Industries by  
Worksites**

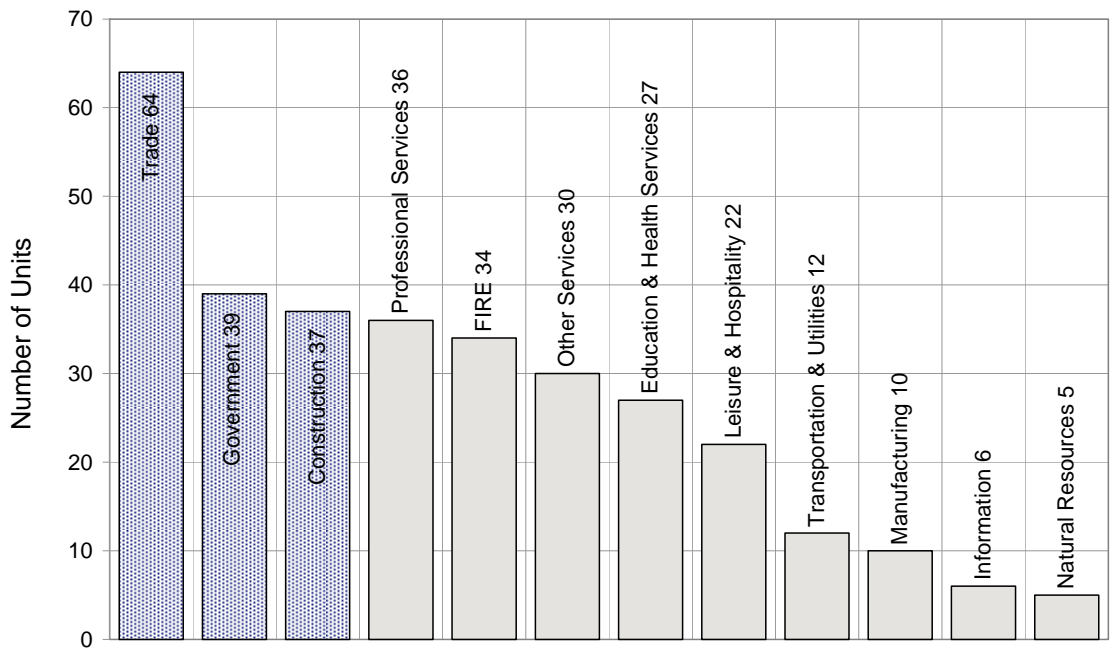
Wholesale & Retail  
Trade  
64

Government  
39

Construction  
37

### Reporting Units by Industry in 2003 in Mills County

*A Unit is Defined as a Worksite*



Trade - Wholesale & Retail Trade  
F.I.R.E. - Finance, Insurance, & Real Estate;

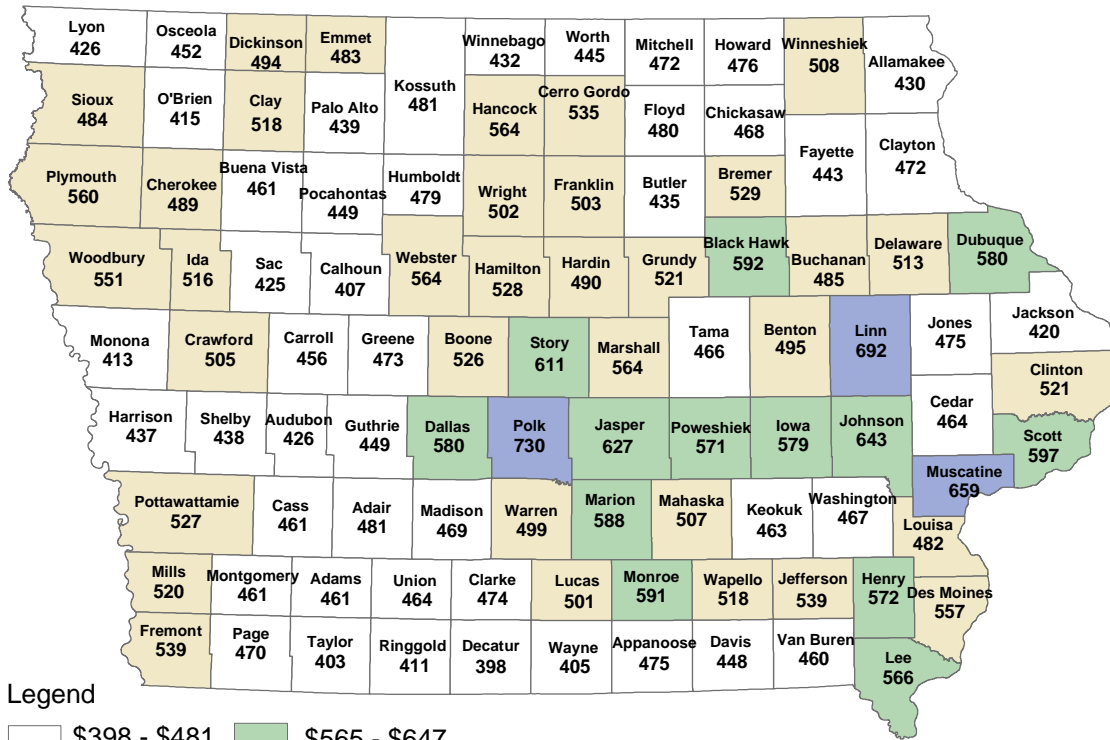
Natural Resources - Agriculture, Natural Resources, & Mining.

# 2004 QUARTERLY CENSUS OF EMPLOYMENT AND WAGES PROFILE

## 2003 Average Annual and Weekly Wage by Industry in Mills County

Average Annual Wage				Average Weekly Wage		
2002	2003	% Change		2002	2003	% Change
\$ 26,212	\$ 27,015	3.07%	Total All Industries	\$ 504	\$ 520	3.17%
\$ 23,345	\$ 23,464	0.51%	Private Business	\$ 449	\$ 451	0.45%
\$ 24,855	\$ 21,725	-12.59%	Ag/Natural Resources & Mining	\$ 478	\$ 418	-12.55%
\$ 34,114	\$ 32,106	-5.89%	Construction	\$ 656	\$ 617	-5.95%
\$ 31,700	\$ 30,929	-2.43%	Manufacturing	\$ 610	\$ 595	-2.46%
\$ 24,135	\$ 23,826	-1.28%	Trade	\$ 464	\$ 458	-1.29%
\$ 32,815	\$ 33,968	3.51%	<i>Wholesale Trade</i>	\$ 631	\$ 653	3.49%
\$ 21,600	\$ 20,255	-6.23%	<i>Retail Trade</i>	\$ 415	\$ 390	-6.02%
\$ 29,891	\$ 32,291	8.03%	Transportation & Utilities	\$ 575	\$ 621	8.00%
\$ 29,699	\$ 30,531	2.80%	Information	\$ 571	\$ 587	2.80%
\$ 27,505	\$ 29,839	8.49%	Finance, Insurance, Real Estate	\$ 529	\$ 574	8.51%
\$ 34,130	\$ 31,403	-7.99%	Professional & Business Services	\$ 656	\$ 604	-7.93%
\$ 20,109	\$ 20,606	2.47%	Education & Health Services	\$ 387	\$ 396	2.33%
\$ 7,518	\$ 8,337	10.90%	Leisure & Hospitality	\$ 145	\$ 160	10.34%
\$ 24,739	\$ 18,839	-23.85%	Other Services	\$ 476	\$ 362	-23.95%
\$ 29,845	\$ 31,409	5.24%	Government	\$ 574	\$ 604	5.23%
\$ 35,607	\$ 37,731	5.97%	<i>State</i>	\$ 685	\$ 726	5.99%
\$ 23,521	\$ 24,224	2.99%	<i>Local</i>	\$ 452	\$ 466	3.10%
\$ 30,342	\$ 32,379	6.71%	<i>Federal</i>	\$ 583	\$ 623	6.86%

## 2003 Average Weekly Wage for All Industries by County



**Legend**

- \$398 - \$481
- \$565 - \$647
- \$482 - \$564
- \$648 - \$730

### QUICK FACTS

#### Average Weekly Wage Comparisons

Mills  
\$520

Rank  
Among All 99  
Iowa Counties  
-32-

Statewide  
\$591

Nation\*  
\$726

\* preliminary data

# 2004 QUARTERLY CENSUS OF EMPLOYMENT AND WAGES PROFILE

## CONTACT INFO

**Iowa Workforce  
Development,  
Employment  
Statistics Bureau**

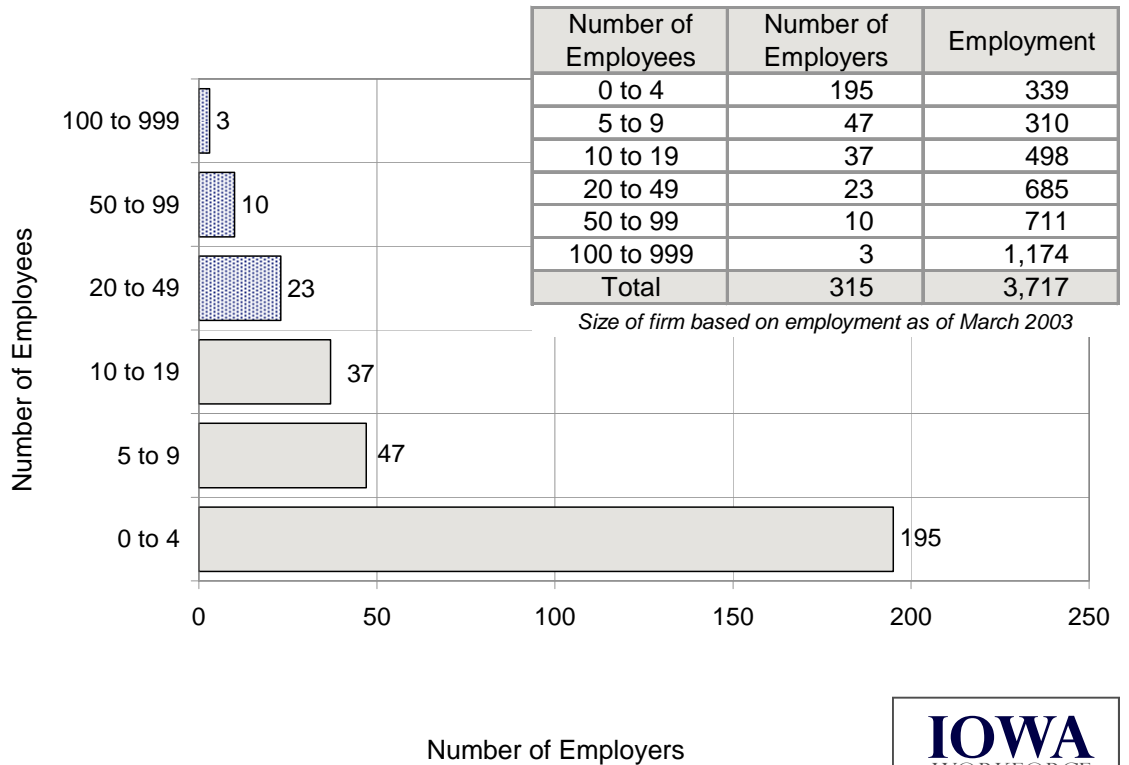
1000 E Grand Ave  
Des Moines, IA 50319

800-532-1249;  
Fax: 515-281-8195  
trends@iwd.state.ia.us  
www.iowaworkforce.org

*Equal opportunity employer/  
program. Auxiliary aids and  
services are available upon  
request to individuals with  
disabilities.*

TTY 515-281-4748;  
1-800-831-1399

**2003 Size of Firm in Mills County**



IOWA WORKFORCE DEVELOPMENT  
1000 East Grand Avenue  
Des Moines, Iowa 50319-0209

OFFICIAL BUSINESS  
PENALTY FOR PRIVATE USE \$300

