

LUCAS

2004 ANNUAL COUNTY PROFILE

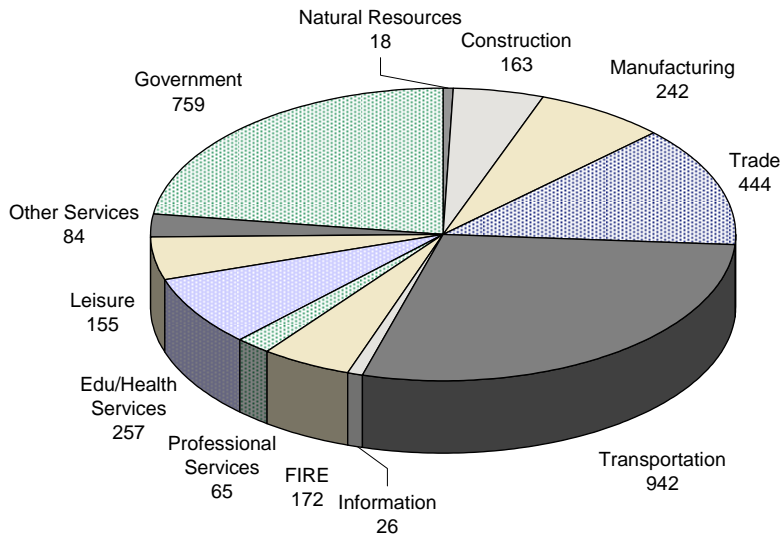
Executive Summary

As of 2003, Lucas County's largest private industry was Transportation & Warehousing, representing 28.31 percent (942) of the county's total covered employment of 3,327. The county's total employment increased by 1.19 percent since 2002 and the average annual wage increased by 0.74 percent to \$26,071 for all industries. Employment in many sectors had large increases or decreases in employment; however, the net change from 2002 was only 39 employees.

Lucas County's average weekly wage for all industries was \$501 for 2003. This was an increase of 0.60 percent since 2002. The highest average private weekly wage for a sector was in Finance, Insurance & Real Estate, averaging \$652 with gross total wages of \$5.8 million. This sector also had the largest percentage increase in average weekly wage of 10.14 percent (\$60) between 2002 and 2003.



2003 Industry Breakout by Employment in Lucas County



Note: Government includes public education and health institutions

Ten Largest Employers by Employment

Based on Annual 2003 Employment by Private Industry

Rank	Name of Company	Industry
1	Hy-Vee Food Stores	Transport./Warehousing
2	Chariton NRC	Health Services
3	Johnson Machine Works	Manufacturing
4	Stratford Homes LP	Construction
5	American Republic Ins Co	Finance & Insurance
6	Astoria Industries Of Iowa	Manufacturing
7	Midwest Heritage Bank	Finance & Insurance
8	Chariton Family Medical Center	Health Services
9	Taso's Steakhouse	Accom./Food Services
10	C & C Custom Cycle	Retail Trade

QUICK FACTS

Covered Employment (2003)

		%
Total Employment	3,327	0.24 ¹
Average Weekly Wage	\$501	84.8 ²
Largest Private Sector: Transportation/ Warehousing	942	1.74 ³

¹ Percent is based on statewide covered employment of 1,404,476

² Percent is based on statewide average weekly wage of \$591

³ Percent is based on statewide covered sector employment

Census Statistics

		Rank
2003 Population	9,501	83
Growth % since 1990	4.8%	26
2003 Unemployment Rate	6.0%	13
2002 Per Capita Personal Income	\$21,808	95
2000 Median Household Income	\$30,876	94

Ranking based on Iowa's 99 counties

2004 QUARTERLY CENSUS OF EMPLOYMENT AND WAGES PROFILE

2003 Covered Employment and Reporting Units by Industry in Lucas County

Reporting Units				Employment		
2002	2003	% Change		2002	2003	% Change
236	241	2.12%	Total All Industries	3,288	3,327	1.19%
197	204	3.55%	Private Business	2,543	2,568	0.98%
*D	3	N/A	Ag/Natural Resources & Mining	17	18	5.88%
29	28	-3.45%	Construction	170	163	-4.12%
11	12	9.09%	Manufacturing	264	242	-8.33%
53	52	-1.89%	Trade	462	444	-3.90%
14	12	-14.29%	<i>Wholesale Trade</i>	60	50	-16.67%
39	40	2.56%	<i>Retail Trade</i>	402	394	-1.99%
9	12	33.33%	Transportation & Utilities	926	942	1.73%
5	6	20.00%	Information	25	26	4.00%
19	20	5.26%	Finance, Insurance, and Real Estate	168	172	2.38%
18	18	0.00%	Professional & Business Services	53	65	22.64%
20	21	5.00%	Education & Health Services	247	257	4.05%
17	17	0.00%	Leisure & Hospitality	155	155	0.00%
16	15	-6.25%	Other Services	55	84	52.73%
39	37	-5.13%	Government	745	759	1.88%
10	10	0.00%	<i>State</i>	52	54	3.85%
22	21	-4.55%	<i>Local</i>	650	662	1.85%
7	6	-14.29%	<i>Federal</i>	43	42	-2.33%

*D-Non disclosable due to confidentiality - included in Construction

QUICK FACTS

Lucas County's
Largest
Industries by
Worksites

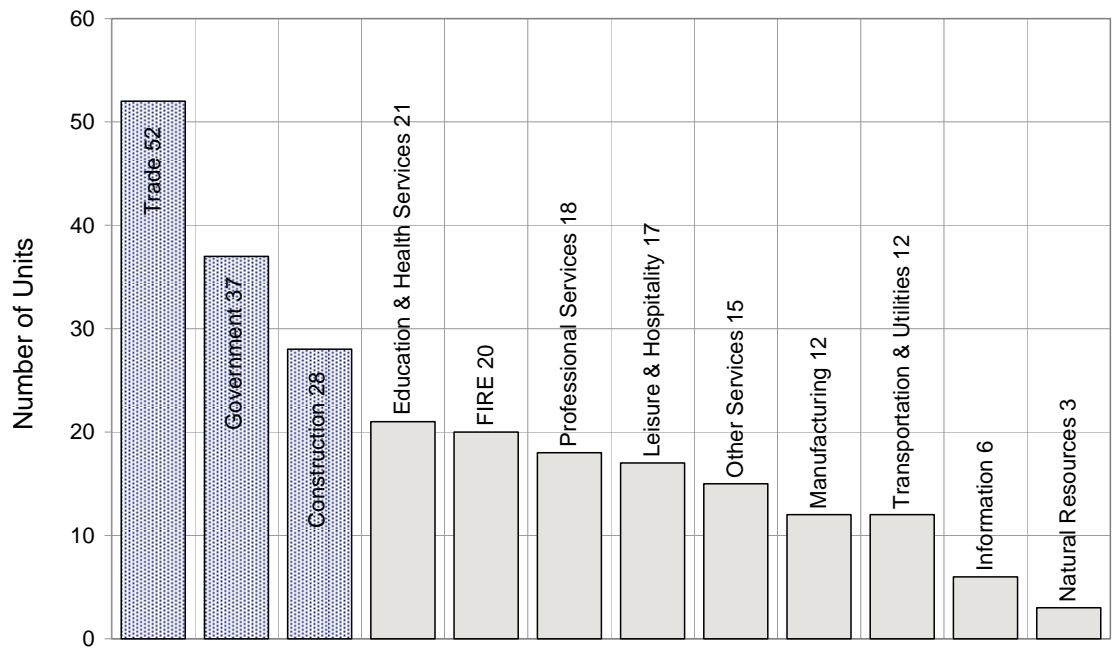
Wholesale & Retail
Trade
52

Government
37

Construction
28

Reporting Units by Industry in 2003 in Lucas County

A Unit is Defined as a Worksite



Trade - Wholesale & Retail Trade
F.I.R.E. - Finance, Insurance, & Real Estate;

Natural Resources - Agriculture, Natural Resources, & Mining.

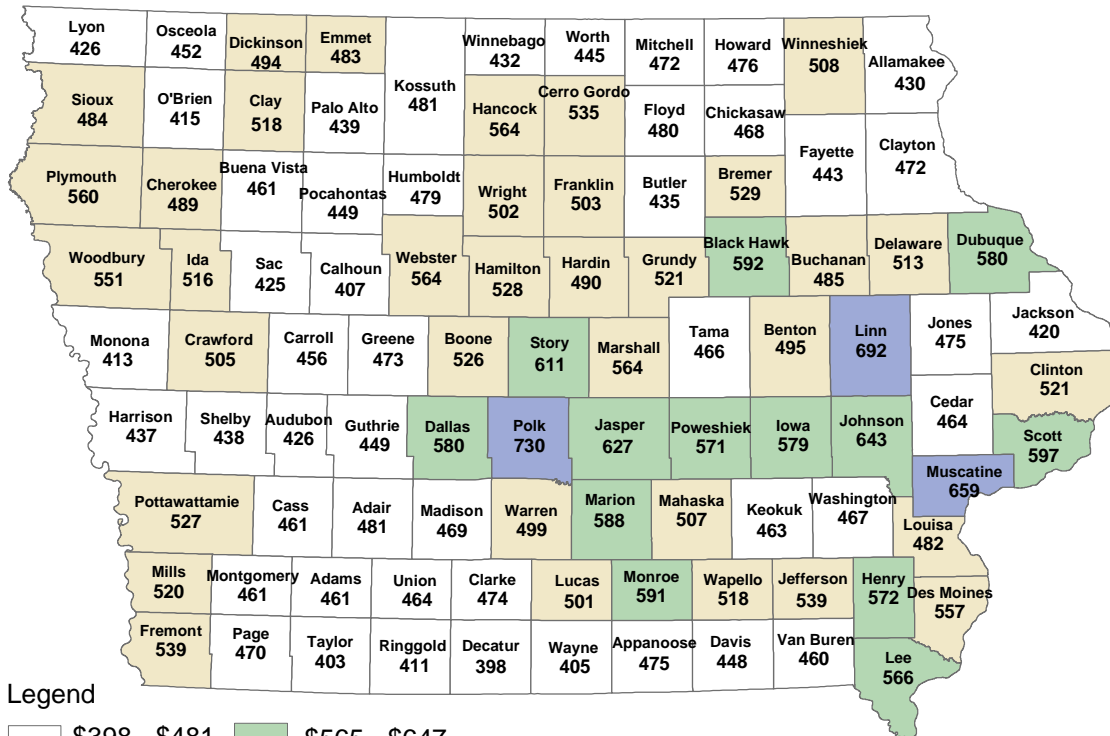
2004 QUARTERLY CENSUS OF EMPLOYMENT AND WAGES PROFILE

2003 Average Annual and Weekly Wage by Industry in Lucas County

Average Annual Wage				Average Weekly Wage		
2002	2003	% Change		2002	2003	% Change
\$ 25,878	\$ 26,071	0.74%	Total All Industries	\$ 498	\$ 501	0.60%
\$ 26,170	\$ 26,195	0.09%	Private Business	\$ 503	\$ 504	0.20%
\$ 28,783	\$ 30,659	6.52%	Ag/Natural Resources & Mining	\$ 554	\$ 590	6.50%
\$ 26,903	\$ 26,326	-2.15%	Construction	\$ 517	\$ 506	-2.13%
\$ 28,089	\$ 28,006	-0.29%	Manufacturing	\$ 540	\$ 539	-0.19%
\$ 19,036	\$ 17,664	-7.21%	Trade	\$ 366	\$ 340	-7.10%
\$ 20,793	\$ 21,012	1.05%	Wholesale Trade	\$ 400	\$ 404	1.00%
\$ 18,774	\$ 17,239	-8.18%	Retail Trade	\$ 361	\$ 332	-8.03%
\$ 33,465	\$ 33,637	0.51%	Transportation & Utilities	\$ 644	\$ 647	0.47%
\$ 23,010	\$ 23,376	1.59%	Information	\$ 442	\$ 450	1.81%
\$ 30,795	\$ 33,901	10.09%	Finance, Insurance, Real Estate	\$ 592	\$ 652	10.14%
\$ 19,769	\$ 17,678	-10.58%	Professional & Business Services	\$ 380	\$ 340	-10.53%
\$ 21,798	\$ 23,147	6.19%	Education & Health Services	\$ 419	\$ 445	6.21%
\$ 7,339	\$ 7,708	5.02%	Leisure & Hospitality	\$ 141	\$ 148	4.96%
\$ 17,635	\$ 16,513	-6.37%	Other Services	\$ 339	\$ 318	-6.19%
\$ 24,884	\$ 25,652	3.09%	Government	\$ 479	\$ 493	2.92%
\$ 39,018	\$ 39,747	1.87%	State	\$ 750	\$ 764	1.87%
\$ 23,134	\$ 23,901	3.32%	Local	\$ 445	\$ 460	3.37%
\$ 34,244	\$ 35,745	4.38%	Federal	\$ 659	\$ 687	4.25%

*D-Non disclosable due to confidentiality

2003 Average Weekly Wage for All Industries by County



Legend

- \$398 - \$481
- \$482 - \$564
- \$565 - \$647
- \$648 - \$730

QUICK FACTS

Average Weekly Wage Comparisons

Lucas
\$501

Rank
Among All 99
Iowa Counties
-42-

Statewide
\$591

Nation*
\$726

* preliminary data

2004 QUARTERLY CENSUS OF EMPLOYMENT AND WAGES PROFILE

CONTACT INFO

Iowa Workforce
Development,
Employment
Statistics Bureau

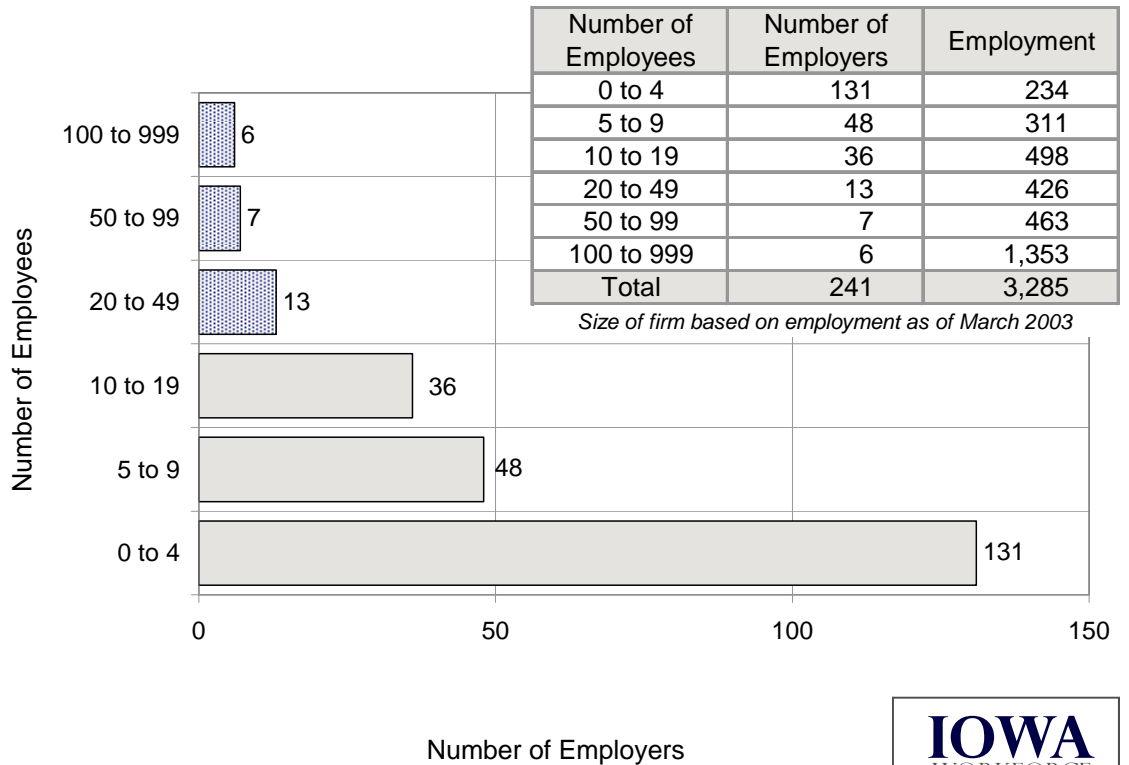
1000 E Grand Ave
Des Moines, IA 50319

800-532-1249;
Fax: 515-281-8195
trends@iwd.state.ia.us
www.iowaworkforce.org

*Equal opportunity employer/
program. Auxiliary aids and
services are available upon
request to individuals with
disabilities.*

TTY 515-281-4748;
1-800-831-1399

2003 Size of Firm in Lucas County



IOWA WORKFORCE DEVELOPMENT
1000 East Grand Avenue
Des Moines, Iowa 50319-0209
OFFICIAL BUSINESS
PENALTY FOR PRIVATE USE \$300

