

# KOSSUTH

## 2004 ANNUAL COUNTY PROFILE

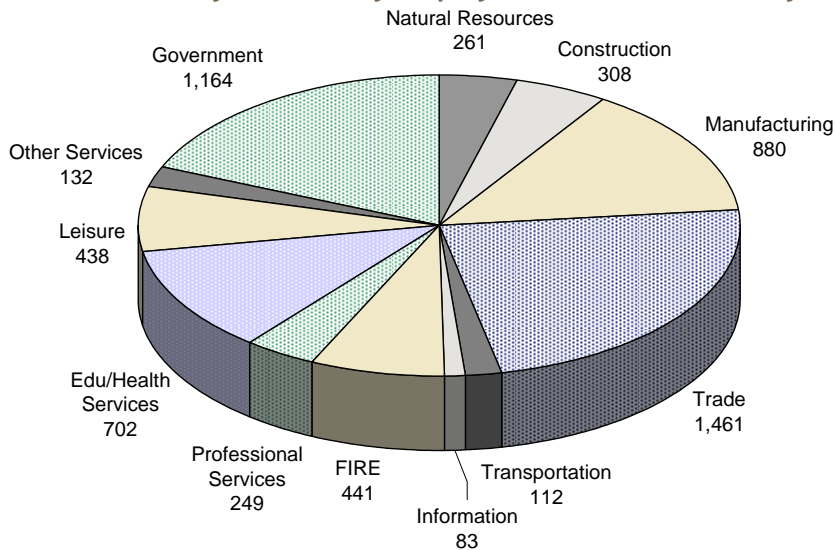
### Executive Summary

As of 2003, Kossuth County's largest private sector was Trade, representing 23.45 percent (1,461) of the county's total covered employment of 6,231. Most of the employment in this sector was in the Retail Trade industry. Total employment decreased by 1.25 percent since 2002 and the average annual wage increased by 4.24 percent to \$25,033 for all industries.

Kossuth County's average weekly wage for all industries was \$481 for 2003. This was an increase of 4.11 percent since 2002. The highest average weekly wage for a sector was Wholesale Trade, averaging \$684 with gross total wages of \$19.1 million. Between 2002 and 2003, the Other Services sector had the largest percentage increase in average weekly wage of 13.04 percent (\$36).



### 2003 Industry Breakout by Employment in Kossuth County



Note: Government includes public education and health institutions

### Ten Largest Employers by Employment

Based on Annual 2003 Employment by Private Industry

Rank	Name of Company	Industry
1	Snap-On Tools Manufacturing Co	Manufacturing
2	Pharmacists Mutual Ins Co	Finance and Insurance
3	Hormel Foods Corporation	Wholesale Trade
4	Good Samaritan Society	Health Services
5	Hy-Vee Food Stores	Retail Trade
6	Murphy Of Iowa	Agriculture
7	Exceptional Opportunities	Health Services
8	Brand Fx Body Company	Manufacturing
9	Stateline Cooperative	Wholesale Trade
10	Fareway Stores	Retail Trade

### QUICK FACTS

#### Covered Employment (2003)

		%
Total Employment	6,231	0.44 <sup>1</sup>
Average Weekly Wage	\$481	81.4 <sup>2</sup>
Largest Private Sector:		
Wholesale & Retail Trade	1,461	0.59 <sup>3</sup>

<sup>1</sup> Percent is based on statewide covered employment of 1,404,476

<sup>2</sup> Percent is based on statewide average weekly wage of \$591

<sup>3</sup> Percent is based on statewide covered sector employment

#### Census Statistics

		Rank
2003 Population	16,443	46
Growth % since 1990	-11.6%	96
2003 Unemployment Rate	4.8%	40
2002 Per Capita Personal Income	\$27,845	19
2000 Median Household Income	\$34,562	69

Ranking based on Iowa's 99 counties

# 2004 QUARTERLY CENSUS OF EMPLOYMENT AND WAGES PROFILE

## 2003 Covered Employment and Reporting Units by Industry in Kossuth County

Reporting Units				Employment		
2002	2003	% Change		2002	2003	% Change
593	593	0.00%	Total All Industries	6,310	6,231	-1.25%
539	540	0.19%	Private Business	5,146	5,067	-1.54%
20	21	5.00%	Ag/Natural Resources & Mining	231	261	12.99%
59	58	-1.69%	Construction	338	308	-8.88%
25	25	0.00%	Manufacturing	886	880	-0.68%
150	151	0.67%	Trade	1,475	1,461	-0.95%
49	51	4.08%	<i>Wholesale Trade</i>	529	538	1.70%
101	100	-0.99%	<i>Retail Trade</i>	946	923	-2.43%
35	33	-5.71%	Transportation & Utilities	142	112	-21.13%
14	15	7.14%	Information	81	83	2.47%
54	55	1.85%	Finance, Insurance, and Real Estate	438	441	0.68%
53	53	0.00%	Professional & Business Services	268	249	-7.09%
35	36	2.86%	Education & Health Services	705	702	-0.43%
44	46	4.55%	Leisure & Hospitality	436	438	0.46%
52	48	-7.69%	Other Services	146	132	-9.59%
54	52	-3.70%	Government	1,164	1,164	0.00%
8	7	-12.50%	<i>State</i>	39	37	-5.13%
38	38	0.00%	<i>Local</i>	1,037	1,038	0.10%
8	8	0.00%	<i>Federal</i>	88	89	1.14%

### QUICK FACTS

**Kossuth County's  
Largest  
Industries by  
Worksites**

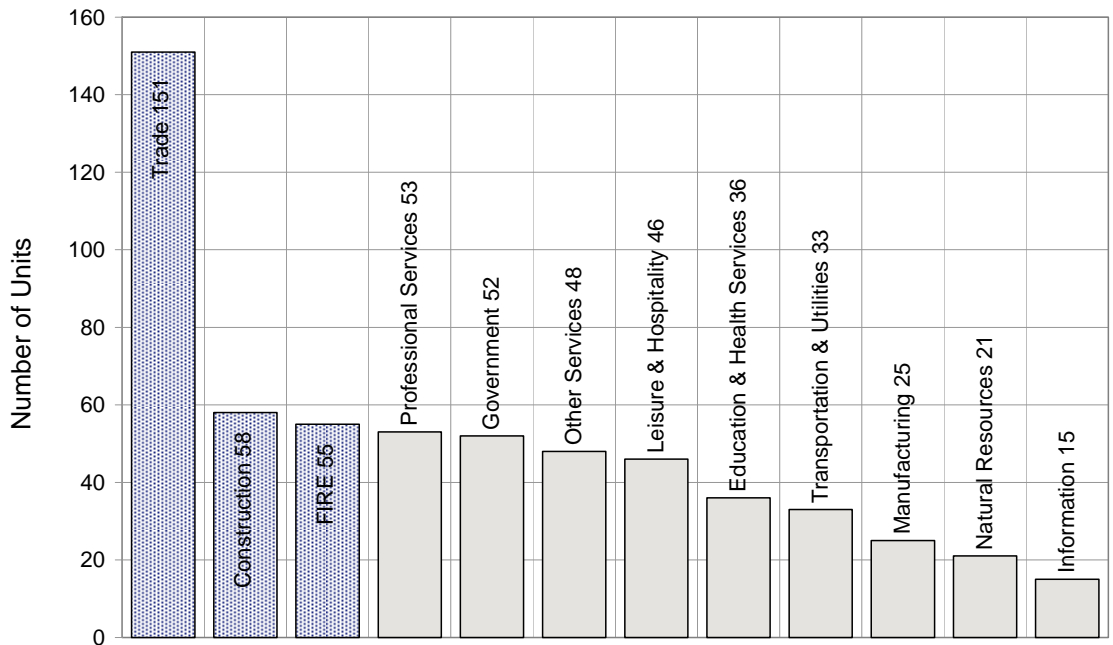
Wholesale & Retail  
Trade  
151

Construction  
58

Finance, Insurance,  
and Real Estate  
55

### Reporting Units by Industry in 2003 in Kossuth County

*A Unit is Defined as a Worksite*



Trade - Wholesale & Retail Trade  
F.I.R.E. - Finance, Insurance, & Real Estate;

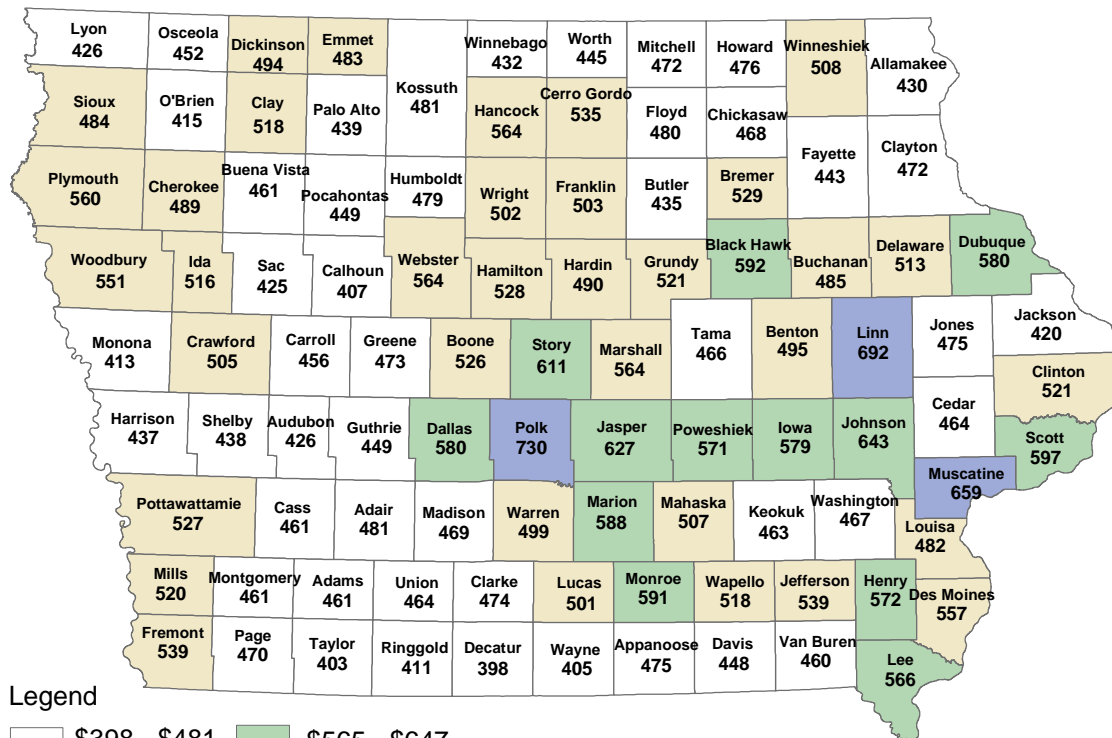
Natural Resources - Agriculture, Natural Resources, & Mining.

# 2004 QUARTERLY CENSUS OF EMPLOYMENT AND WAGES PROFILE

## 2003 Average Annual and Weekly Wage by Industry in Kossuth County

Average Annual Wage				Average Weekly Wage		
2002	2003	% Change		2002	2003	% Change
\$ 24,015	\$ 25,033	4.24%	Total All Industries	\$ 462	\$ 481	4.11%
\$ 23,847	\$ 24,931	4.55%	Private Business	\$ 459	\$ 479	4.36%
\$ 31,156	\$ 33,308	6.91%	Ag/Natural Resources & Mining	\$ 599	\$ 641	7.01%
\$ 31,498	\$ 24,701	-21.58%	Construction	\$ 606	\$ 475	-21.62%
\$ 32,516	\$ 35,279	8.50%	Manufacturing	\$ 625	\$ 678	8.48%
\$ 23,225	\$ 25,021	7.74%	Trade	\$ 447	\$ 481	7.61%
\$ 33,441	\$ 35,590	6.43%	Wholesale Trade	\$ 643	\$ 684	6.38%
\$ 17,512	\$ 18,861	7.70%	Retail Trade	\$ 337	\$ 363	7.72%
\$ 26,054	\$ 28,440	9.16%	Transportation & Utilities	\$ 501	\$ 547	9.18%
\$ 21,134	\$ 21,902	3.63%	Information	\$ 406	\$ 421	3.69%
\$ 30,645	\$ 32,332	5.50%	Finance, Insurance, Real Estate	\$ 589	\$ 622	5.60%
\$ 19,825	\$ 21,107	6.47%	Professional & Business Services	\$ 381	\$ 406	6.56%
\$ 18,087	\$ 18,356	1.48%	Education & Health Services	\$ 348	\$ 353	1.44%
\$ 6,463	\$ 6,572	1.70%	Leisure & Hospitality	\$ 124	\$ 126	1.61%
\$ 14,338	\$ 16,235	13.23%	Other Services	\$ 276	\$ 312	13.04%
\$ 24,755	\$ 25,475	2.91%	Government	\$ 476	\$ 490	2.94%
\$ 34,760	\$ 37,176	6.95%	State	\$ 668	\$ 715	7.04%
\$ 23,680	\$ 24,421	3.13%	Local	\$ 455	\$ 470	3.30%
\$ 32,991	\$ 32,907	-0.26%	Federal	\$ 634	\$ 633	-0.16%

## 2003 Average Weekly Wage for All Industries by County



Legend

- \$398 - \$481
- \$482 - \$564
- \$565 - \$647
- \$648 - \$730

### QUICK FACTS

#### Average Weekly Wage Comparisons

Kossuth  
\$481

Rank  
Among All 99  
Iowa Counties  
-52-

Statewide  
\$591

Nation\*  
\$726

\* preliminary data

# 2004 QUARTERLY CENSUS OF EMPLOYMENT AND WAGES PROFILE

## CONTACT INFO

Iowa Workforce  
Development,  
Employment  
Statistics Bureau

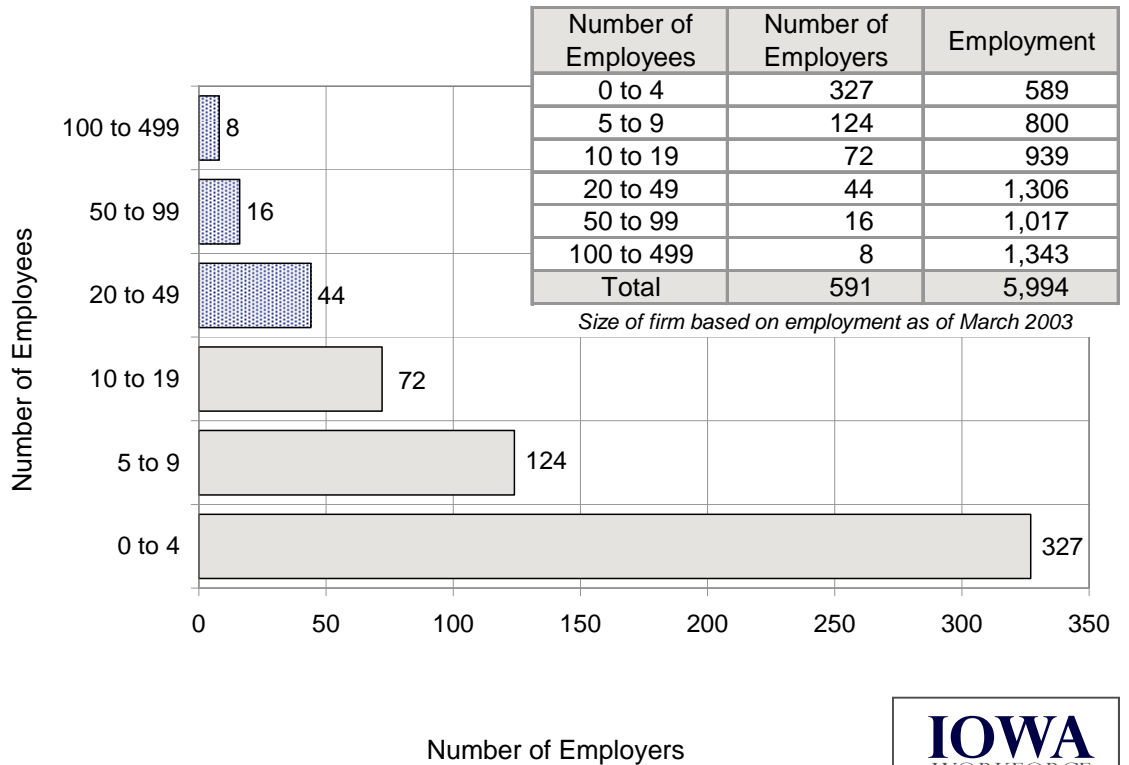
1000 E Grand Ave  
Des Moines, IA 50319

800-532-1249;  
Fax: 515-281-8195  
trends@iwd.state.ia.us  
www.iowaworkforce.org

*Equal opportunity employer/  
program. Auxiliary aids and  
services are available upon  
request to individuals with  
disabilities.*

TTY 515-281-4748;  
1-800-831-1399

## 2003 Size of Firm in Kossuth County



IOWA WORKFORCE DEVELOPMENT  
1000 East Grand Avenue  
Des Moines, Iowa 50319-0209

OFFICIAL BUSINESS  
PENALTY FOR PRIVATE USE \$300

