



Iowa Crop Progress & Condition

Upper Midwest Region-Iowa Field Office · 210 Walnut Street Ste 833 · Des Moines IA 50309 · (515) 284-4340 · (800) 772-0825
Fax (855) 271-9802 · www.nass.usda.gov

Cooperating with the Iowa Department of Agriculture and Land Stewardship

For the week ending July 31, 2016
Issued August 1, 2016

Media Contact: Greg Thessen

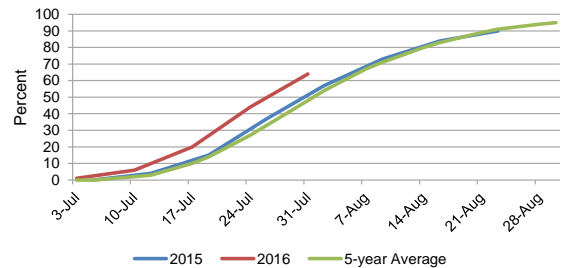
Relatively dry conditions throughout the week were ideal for crop development and allowed Iowa farmers **5.4 days suitable for fieldwork** for the week ending July 31, 2016, according to the USDA, National Agricultural Statistics Service. Activities for the week included cutting hay and aerial spraying of corn with fungicide and insecticide.

Topsoil moisture levels rated 2 percent very short, 10 percent short, 82 percent adequate and 6 percent surplus. **Subsoil moisture** levels rated 2 percent very short, 12 percent short, 81 percent adequate and 5 percent surplus.

Ninety-five percent of the **corn** crop reached the silking stage, five days ahead of last year and almost two weeks ahead of the five-year average. Thirty-five percent of the corn crop reached the dough stage. Isolated reports of corn starting to dent were received from across the State. Corn condition rated 83 percent good to excellent. **Soybeans** blooming reached 90 percent, 6 days ahead of the previous year. Sixty-four percent of soybeans were setting pods, 5 days ahead of last year. Soybean condition rated 83 percent good to excellent. Seventy-eight percent of the **oat** crop for grain or seed was harvested, 2 days ahead of both last year and the average.

The second cutting of **alfalfa hay** reached 93 percent, more than 2 weeks ahead of last year and 10 days ahead of normal. The third cutting of alfalfa hay was 28 percent complete, 6 days ahead of average. **Hay condition** was rated 73 percent good to excellent, while **pasture condition** was rated 61 percent good to excellent. Reduced temperatures improved livestock conditions which were reported to be good.

Percent of Soybeans Setting Pods - Iowa
As of July 31, 2016



Crop Conditions as of July 31, 2016

Item	Very poor (percent)	Poor (percent)	Fair (percent)	Good (percent)	Excellent (percent)
Corn	1	3	13	59	24
Hay, all	0	2	25	59	14
Soybeans	1	2	14	61	22
Pasture and range.....	2	7	30	50	11

Field Work and Crop Progress as of July 31, 2016

Item	Districts									State	Last week	Last year	5-yr avg
	NW	NC	NE	WC	C	EC	SW	SC	SE				
	(percent)	(percent)	(percent)	(percent)	(percent)	(percent)	(percent)	(percent)	(percent)	(percent)	(percent)	(percent)	(percent)
Corn silking	92	94	98	96	95	93	94	95	96	95	87	90	85
Corn dough	30	38	33	30	38	31	38	44	42	35	11	25	20
Hay, alfalfa, second cutting	99	92	95	97	98	96	92	88	87	93	87	76	84
Hay, alfalfa, third cutting.....	55	32	39	29	36	29	16	16	21	28	13	10	19
Oats harvested.....	80	73	76	81	83	73	78	89	80	78	54	72	73
Soybeans blooming.....	96	88	94	95	91	86	80	85	83	90	83	84	85
Soybeans setting pods.....	74	76	55	70	80	62	41	38	41	64	44	51	48

Days Suitable & Soil Moisture Condition as of July 31, 2016

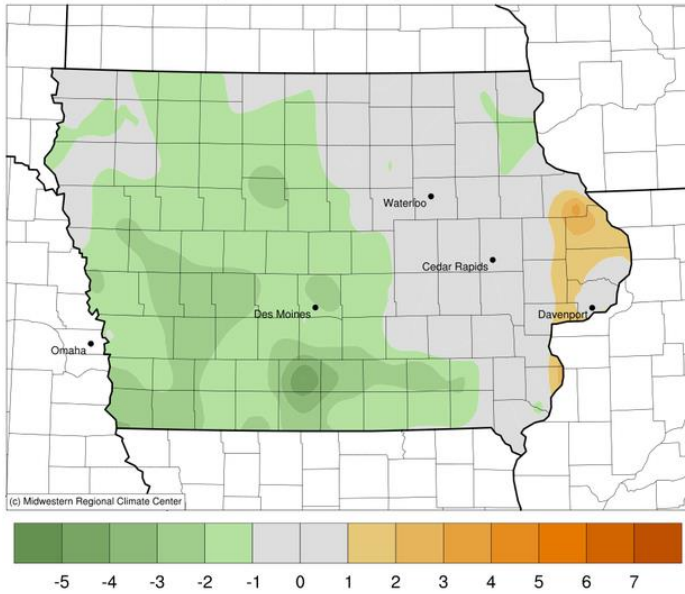
Item	Districts									State	Last week	Last year
	NW	NC	NE	WC	C	EC	SW	SC	SE			
	(days)	(days)	(days)	(days)	(days)	(days)	(days)	(days)	(days)	(days)	(days)	(days)
Days suitable	6.2	4.9	4.2	5.6	5.6	5.3	5.7	6.5	5.2	5.4	4.0	4.6
	(percent)	(percent)	(percent)	(percent)	(percent)	(percent)	(percent)	(percent)	(percent)	(percent)	(percent)	(percent)
Topsoil moisture												
Very short	2	0	0	2	0	0	0	3	11	2	1	0
Short	14	4	4	10	10	2	5	32	21	10	9	6
Adequate	75	91	90	83	87	88	82	62	67	82	81	80
Surplus	9	5	6	5	3	10	13	3	1	6	9	14
Subsoil moisture												
Very short	0	0	0	2	2	0	0	6	13	2	2	0
Short	10	6	5	18	13	2	6	26	28	12	10	6
Adequate	80	88	91	77	83	88	91	67	57	81	82	81
Surplus	10	6	4	3	2	10	3	1	2	5	6	13

IOWA PRELIMINARY WEATHER SUMMARY

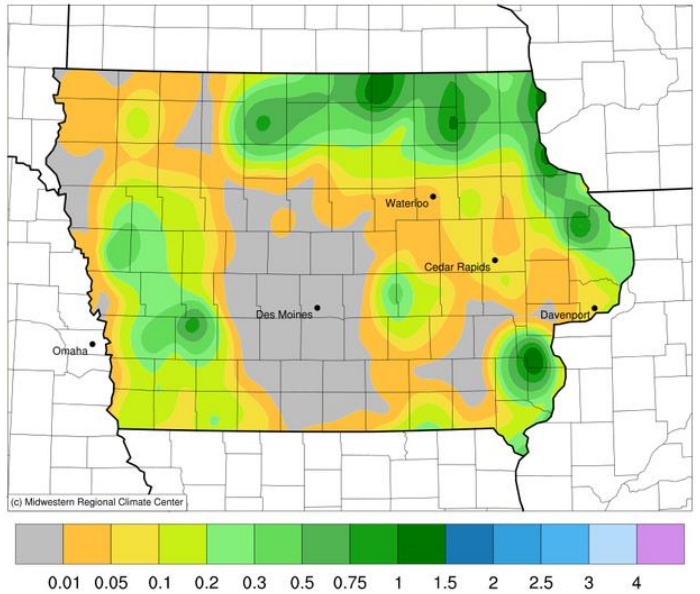
Provided by Harry J. Hillaker, State Climatologist
Iowa Department of Agriculture & Land Stewardship

It was a dry week with seasonal temperatures across Iowa. Temperatures averaged slightly above normal in most areas through Wednesday (27th) and below normal for the remainder of the reporting week. Temperature extremes varied from Wednesday afternoon highs of 90 degrees at Sioux City and Donnellson to Saturday (30th) morning lows of 51 degrees at Sheldon and Spencer. Temperatures for the week as a whole averaged 0.6 degrees below normal. No rain of consequence fell over about one-half of the state with most of central, south central and southeast Iowa recording no rain at all. There were isolated thunderstorms on several days, but coverage was minimal. There was a small area of an inch or more of rain from western Crawford County down to Cass County on Wednesday. Similar storms popped up over the northeast and southeast corners of Iowa on Friday with localized inch or more rain amounts in northern Fayette, southern Allamakee and portions of Washington and Louisa counties. The maximum rainfall reported for the week was from Yellow River State Forest in southeast Allamakee County with 2.55 inches. The statewide average precipitation was 0.18 inches while normal for the week is 0.94 inches. This was the driest week in eleven weeks (mid-May).

Average Temperature (°F): Departure from 1981-2010 Normals
July 25, 2016 to July 31, 2016



Accumulated Precipitation (in)
July 25, 2016 to July 31, 2016



Temperature and Precipitation Maps, courtesy of the Midwestern Regional Climate Center, are available at: <http://mrcc.isws.illinois.edu/CLIMATE/>