

# DELAWARE

## 2004 ANNUAL COUNTY PROFILE

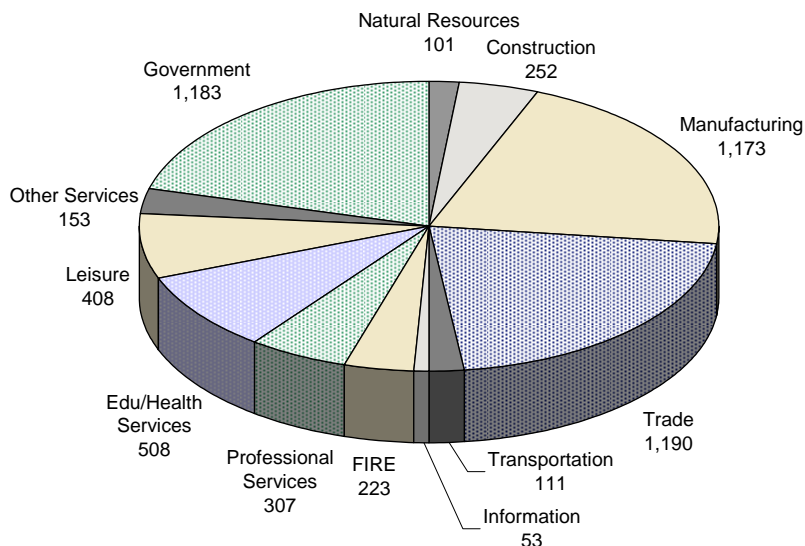
### Executive Summary

As of 2003, Delaware County's largest private sector was Trade, representing 21.01 percent (1,190) of the county's total covered employment of 5,663. This was followed closely by Manufacturing, which reports 20.71 percent (1,173). The county's total employment decreased by 1.53 percent since 2002, but the average annual wage increased by 8.19 percent to \$26,700 for all industries.

Delaware County's average weekly wage for all industries was \$513 for 2003. This was an increase of 8.00 percent since 2002. The highest average weekly wage for a private sector was in Manufacturing, averaging \$819 with gross total wages of \$49.9 million. This sector also had the largest percentage increase in average weekly wage of 19.56 percent (\$134) between 2002 and 2003.



### 2003 Industry Breakout by Employment in Delaware County



Note: Government includes public education and health institutions

### Ten Largest Employers by Employment

Based on Annual 2003 Employment by Private Industry

Rank	Name of Company	Industry
1	Exide Corporation	Manufacturing
2	Kentucky Publishing Co	Business Services
3	Rockwell Collins	Manufacturing
4	Henderson Manufacturing	Manufacturing
5	ATI Global	Manufacturing
6	Good Neighbor Society	Health Services
7	Wal-Mart Stores	Retail Trade
8	Farmtek	Retail Trade
9	Fareway Stores	Retail Trade
10	EIP Manufacturing	Manufacturing

### QUICK FACTS

#### Covered Employment (2003)

		%
Total Employment	5,663	0.40 <sup>1</sup>
Average Weekly Wage	\$513	86.8 <sup>2</sup>
Largest Private Sector:		
Wholesale & Retail Trade	1,190	0.48 <sup>3</sup>

<sup>1</sup> Percent is based on statewide covered employment of 1,404,476

<sup>2</sup> Percent is based on statewide average weekly wage of \$591

<sup>3</sup> Percent is based on statewide covered sector employment

#### Census Statistics

		Rank
2003 Population	18,140	41
Growth % since 1990	0.6%	46
2003 Unemployment Rate	6.1%	12
2002 Per Capita Personal Income	\$24,945	66
2000 Median Household Income	\$37,168	46

Ranking based on Iowa's 99 counties

# 2004 QUARTERLY CENSUS OF EMPLOYMENT AND WAGES PROFILE

## 2003 Covered Employment and Reporting Units by Industry in Delaware County

Reporting Units				Employment		
2002	2003	% Change		2002	2003	% Change
522	532	1.92%	Total All Industries	5,751	5,663	-1.53%
473	482	1.90%	Private Business	4,585	4,480	-2.29%
15	15	0.00%	Ag/Natural Resources & Mining	95	101	6.32%
73	72	-1.37%	Construction	270	252	-6.67%
35	37	5.71%	Manufacturing	1,294	1,173	-9.35%
119	116	-2.52%	Trade	1,184	1,190	0.51%
42	46	9.52%	<i>Wholesale Trade</i>	342	357	4.39%
77	70	-9.09%	<i>Retail Trade</i>	842	834	-0.95%
25	29	16.00%	Transportation & Utilities	101	111	9.90%
10	10	0.00%	Information	56	53	-5.36%
34	39	14.71%	Finance, Insurance, and Real Estate	203	223	9.85%
48	49	2.08%	Professional & Business Services	335	307	-8.36%
36	37	2.78%	Education & Health Services	503	508	0.99%
41	42	2.44%	Leisure & Hospitality	391	408	4.35%
39	38	-2.56%	Other Services	155	153	-1.29%
50	50	0.00%	Government	1,166	1,183	1.46%
10	11	10.00%	<i>State</i>	86	88	2.33%
31	32	3.23%	<i>Local</i>	1,011	1,027	1.58%
9	7	-22.22%	<i>Federal</i>	68	68	0.00%

### QUICK FACTS

Delaware County's  
Largest  
Industries by  
Worksites

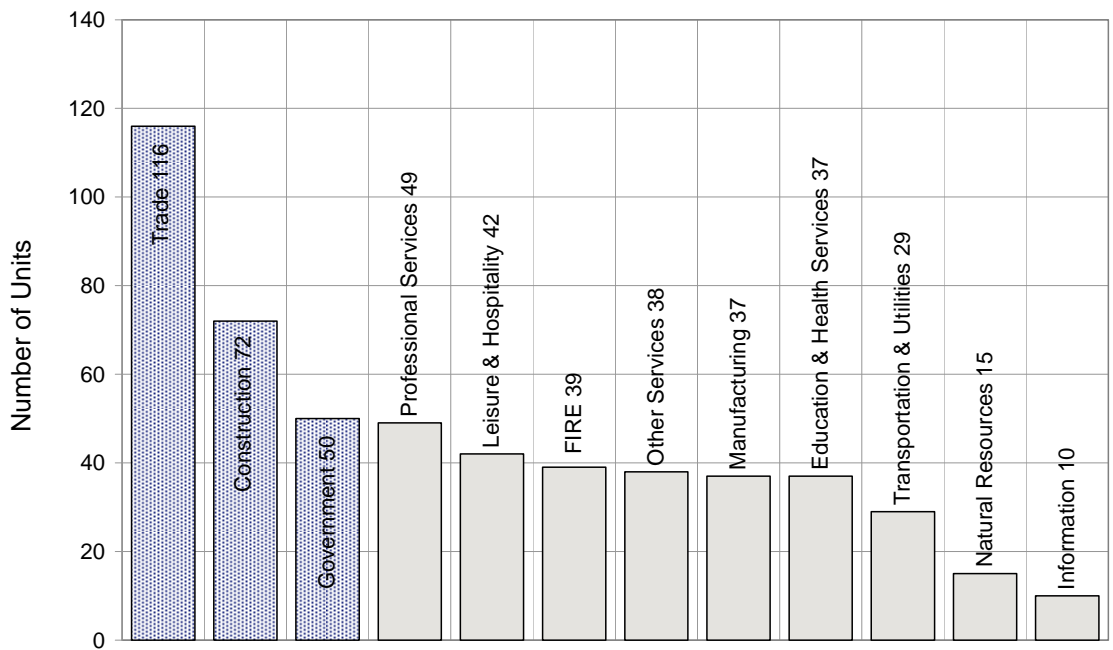
Wholesale & Retail  
Trade  
116

Construction  
72

Government  
50

### Reporting Units by Industry in 2003 in Delaware County

*A Unit is Defined as a Worksite*



Trade - Wholesale & Retail Trade  
F.I.R.E. - Finance, Insurance, & Real Estate;

Natural Resources - Agriculture, Natural Resources, & Mining.



# 2004 QUARTERLY CENSUS OF EMPLOYMENT AND WAGES PROFILE

## CONTACT INFO

Iowa Workforce  
Development,  
Employment  
Statistics Bureau

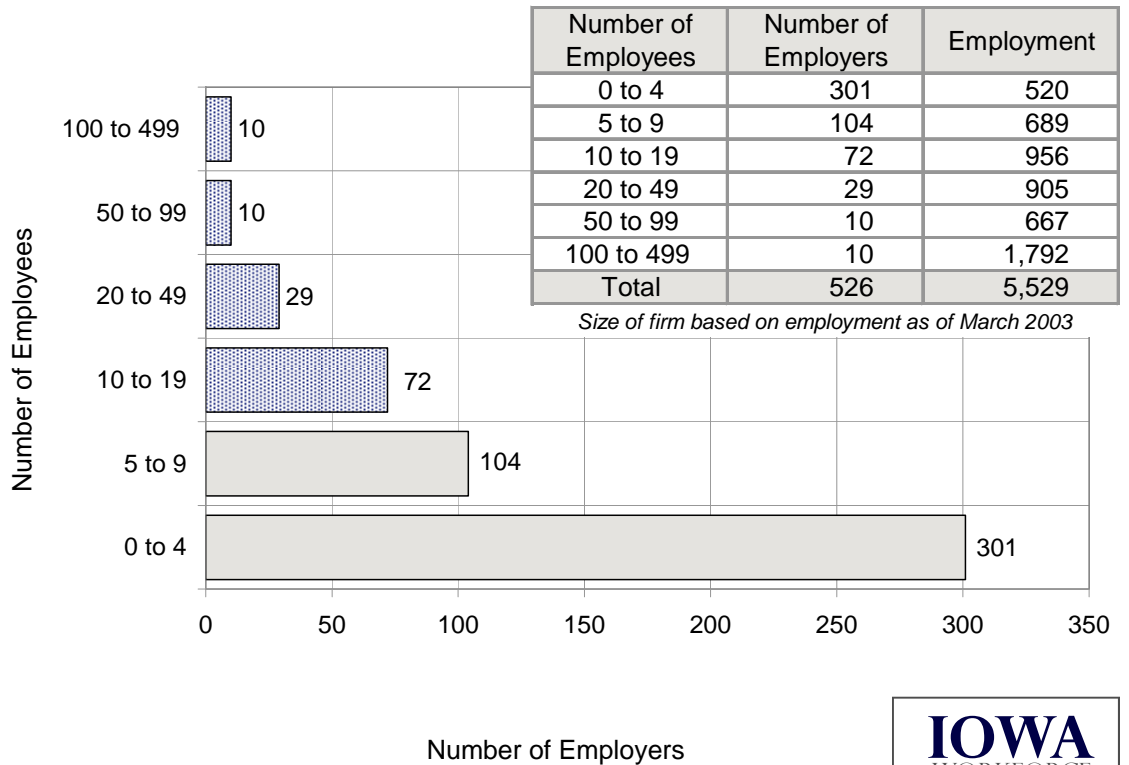
1000 E Grand Ave  
Des Moines, IA 50319

800-532-1249;  
Fax: 515-281-8195  
trends@iwd.state.ia.us  
www.iowaworkforce.org

*Equal opportunity employer/  
program. Auxiliary aids and  
services are available upon  
request to individuals with  
disabilities.*

TTY 515-281-4748;  
1-800-831-1399

2003 Size of Firm in Delaware County



IOWA WORKFORCE DEVELOPMENT  
1000 East Grand Avenue  
Des Moines, Iowa 50319-0209

OFFICIAL BUSINESS  
PENALTY FOR PRIVATE USE \$300

