

# CLINTON

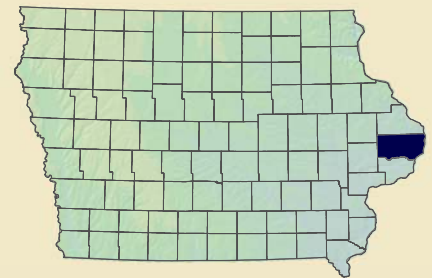
## 2004 ANNUAL COUNTY PROFILE

### Executive Summary

As of 2003, Clinton County's largest private industry was Manufacturing, representing 21.99 percent (4,729) of the county's total covered employment of 21,505. Although the county's total employment decreased by 0.99 percent since 2002, the average annual wage increased by 2.23 percent to \$27,106 for all industries. Employment in the Natural Resources & Mining sector showed the largest percentage increase, 9.59 percent (13 employees), from 2002 to 2003.

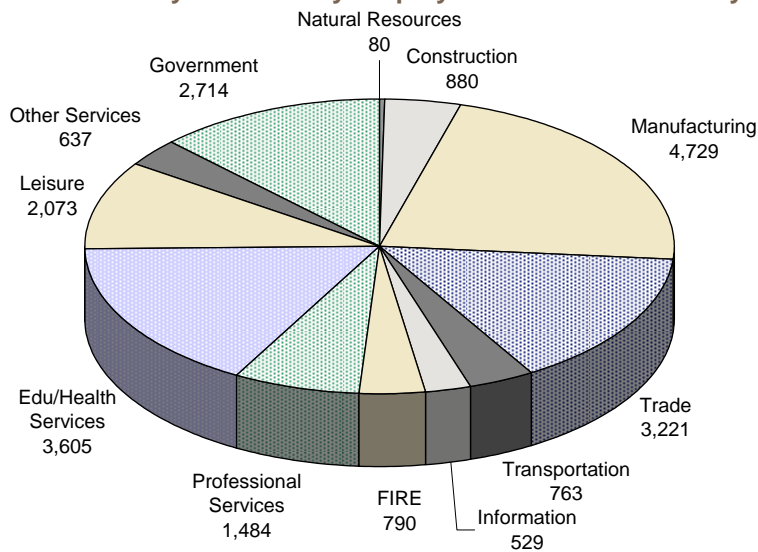
Clinton County's average weekly wage for all industries was \$521 for 2003. This was an increase of 2.16 percent since 2002. The highest average weekly wage was in Manufacturing, averaging \$830 with gross total wages of \$204.0 million. Between 2002 and 2003, the Finance, Insurance & Real Estate sector had the largest percentage increase in average weekly wage of 10.00 percent (\$50).

### STATE OF IOWA



Clinton County

### 2003 Industry Breakout by Employment in Clinton County



Note: Government includes public education and health institutions

### Ten Largest Employers by Employment

Based on Annual 2003 Employment by Private Industry

Rank	Name of Company	Industry
1	Mercy Medical Center	Health Services
2	Archer-Daniels-Midland Co	Manufacturing
3	Custom-Pak Inc	Manufacturing
4	Mississippi Belle II	Arts & Entertainment
5	Wal-Mart Stores Inc	Retail Trade
6	Waldorf Corp	Manufacturing
7	Lyondell Petro Group	Manufacturing
8	Collis Inc	Manufacturing
9	Community Care	Health Services
10	Bemis Clysar	Manufacturing

### QUICK FACTS

#### Covered Employment (2003)

		%
Total Employment	21,505	1.53 <sup>1</sup>
Average Weekly Wage	\$521	88.2 <sup>2</sup>
Largest Private Sector: Manufacturing	4,729	2.15 <sup>3</sup>

<sup>1</sup> Percent is based on statewide covered employment of 1,404,476

<sup>2</sup> Percent is based on statewide average weekly wage of \$591

<sup>3</sup> Percent is based on statewide covered sector employment

#### Census Statistics

		Rank
2003 Population	49,804	10
Growth % since 1990	-2.4%	61
2003 Unemployment Rate	5.6%	19
2002 Per Capita Personal Income	\$25,586	54
2000 Median Household Income	\$37,423	41

Ranking based on Iowa's 99 counties

# 2004 QUARTERLY CENSUS OF EMPLOYMENT AND WAGES PROFILE

## 2003 Covered Employment and Reporting Units by Industry in Clinton County

Reporting Units				Employment		
2002	2003	% Change		2002	2003	% Change
1,331	1,351	1.50%	Total All Industries	21,719	21,505	-0.99%
1,252	1,273	1.68%	Private Business	18,959	18,790	-0.89%
15	18	20.00%	Ag/Natural Resources & Mining	73	80	9.59%
136	138	1.47%	Construction	932	880	-5.58%
75	76	1.33%	Manufacturing	4,850	4,729	-2.49%
286	286	0.00%	Trade	3,234	3,221	-0.40%
76	78	2.63%	<i>Wholesale Trade</i>	559	543	-2.86%
210	208	-0.95%	<i>Retail Trade</i>	2,675	2,678	0.11%
67	70	4.48%	Transportation & Utilities	737	763	3.53%
22	22	0.00%	Information	547	529	-3.29%
127	125	-1.57%	Finance, Insurance, and Real Estate	809	790	-2.35%
132	139	5.30%	Professional & Business Services	1,496	1,484	-0.80%
135	142	5.19%	Education & Health Services	3,498	3,605	3.06%
135	133	-1.48%	Leisure & Hospitality	2,136	2,073	-2.95%
122	125	2.46%	Other Services	647	637	-1.55%
79	78	-1.27%	Government	2,760	2,714	-1.67%
11	12	9.09%	<i>State</i>	109	108	-0.92%
59	58	-1.69%	<i>Local</i>	2,507	2,470	-1.48%
9	8	-11.11%	<i>Federal</i>	144	135	-6.25%

### QUICK FACTS

Clinton County's  
Largest  
Industries by  
Worksites

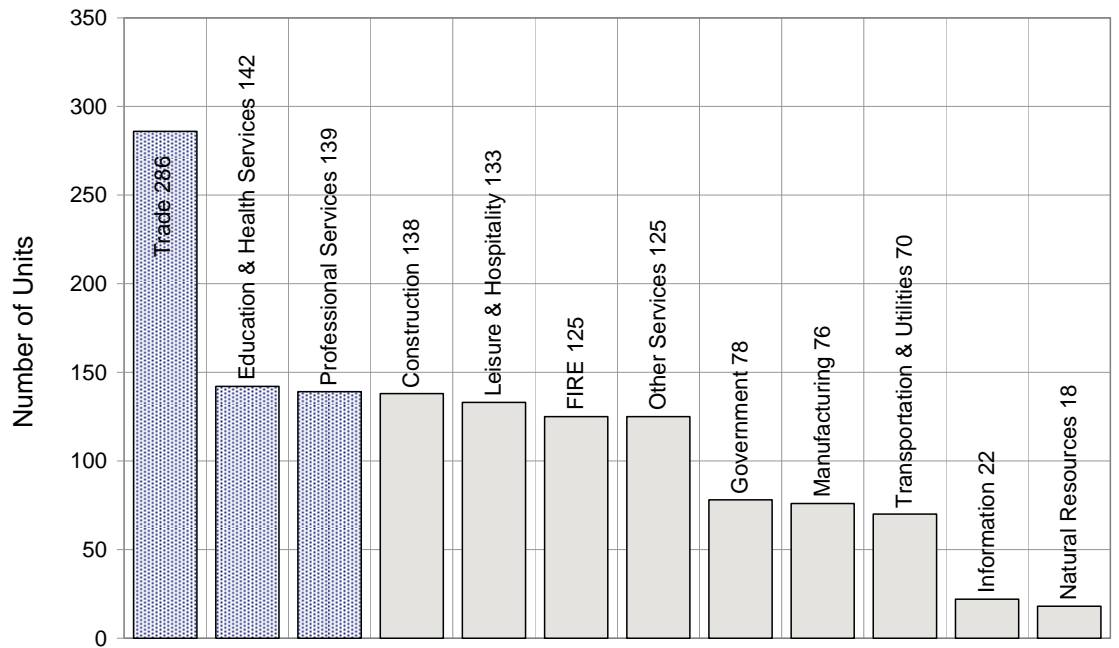
Wholesale & Retail  
Trade  
286

Education & Health  
Services  
142

Professional  
Services  
139

### Reporting Units by Industry in 2003 in Clinton County

*A Unit is Defined as a Worksite*



Trade - Wholesale & Retail Trade  
F.I.R.E. - Finance, Insurance, & Real Estate;

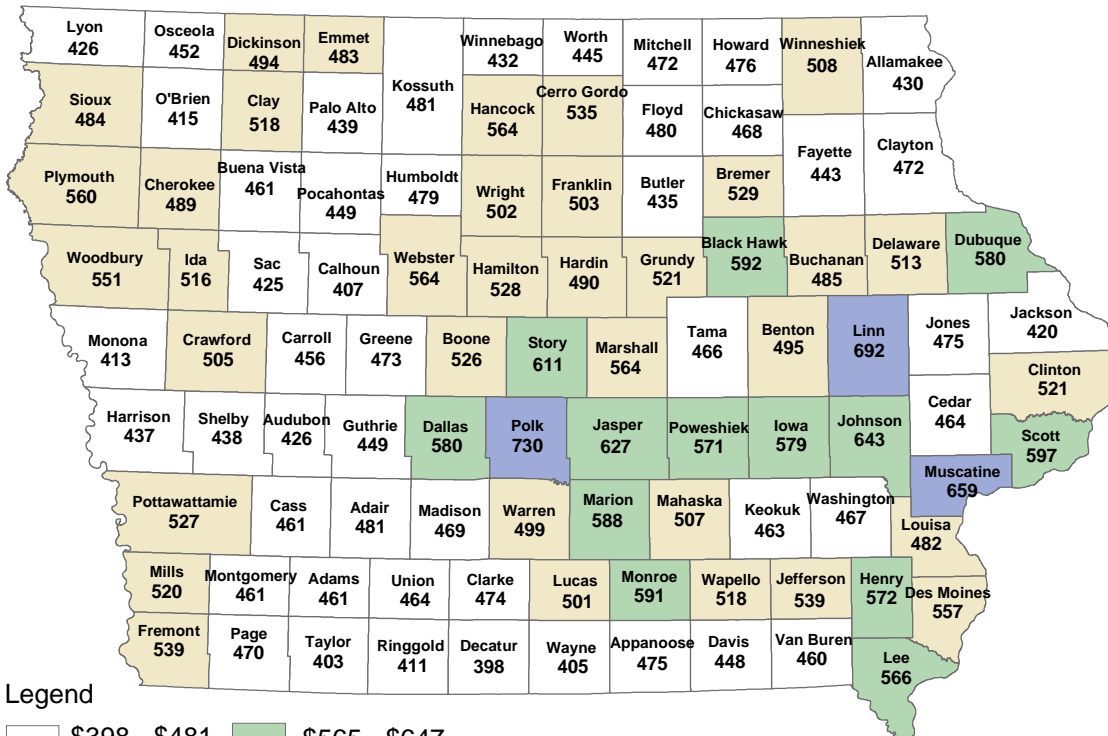
Natural Resources - Agriculture, Natural Resources, & Mining.

# 2004 QUARTERLY CENSUS OF EMPLOYMENT AND WAGES PROFILE

## 2003 Average Annual and Weekly Wage by Industry in Clinton County

Average Annual Wage				Average Weekly Wage		
2002	2003	% Change		2002	2003	% Change
\$ 26,515	\$ 27,106	2.23%	Total All Industries	\$ 510	\$ 521	2.16%
\$ 26,574	\$ 27,148	2.16%	Private Business	\$ 511	\$ 522	2.15%
\$ 19,667	\$ 21,213	7.86%	Ag/Natural Resources & Mining	\$ 378	\$ 408	7.94%
\$ 32,730	\$ 32,288	-1.35%	Construction	\$ 629	\$ 621	-1.27%
\$ 41,505	\$ 43,144	3.95%	Manufacturing	\$ 798	\$ 830	4.01%
\$ 20,471	\$ 20,937	2.28%	Trade	\$ 394	\$ 403	2.28%
\$ 30,778	\$ 31,666	2.89%	<i>Wholesale Trade</i>	\$ 592	\$ 609	2.87%
\$ 18,317	\$ 18,761	2.42%	<i>Retail Trade</i>	\$ 352	\$ 361	2.56%
\$ 31,691	\$ 32,602	2.88%	Transportation & Utilities	\$ 609	\$ 627	2.96%
\$ 17,319	\$ 17,415	0.55%	Information	\$ 333	\$ 335	0.60%
\$ 26,002	\$ 28,598	9.98%	Finance, Insurance, Real Estate	\$ 500	\$ 550	10.00%
\$ 22,370	\$ 21,492	-3.92%	Professional & Business Services	\$ 430	\$ 413	-3.95%
\$ 23,830	\$ 24,504	2.83%	Education & Health Services	\$ 458	\$ 471	2.84%
\$ 10,623	\$ 10,503	-1.13%	Leisure & Hospitality	\$ 204	\$ 202	-0.98%
\$ 17,003	\$ 15,447	-9.16%	Other Services	\$ 327	\$ 297	-9.17%
\$ 26,110	\$ 26,827	2.75%	Government	\$ 502	\$ 516	2.79%
\$ 34,563	\$ 36,431	5.40%	<i>State</i>	\$ 665	\$ 701	5.41%
\$ 25,082	\$ 25,810	2.90%	<i>Local</i>	\$ 482	\$ 496	2.90%
\$ 37,605	\$ 37,946	0.91%	<i>Federal</i>	\$ 723	\$ 730	0.97%

## 2003 Average Weekly Wage for All Industries by County



### QUICK FACTS

#### Average Weekly Wage Comparisons

Clinton  
\$521

Rank  
Among All 99  
Iowa Counties  
-30-

Statewide  
\$591

Nation\*  
\$726

\* preliminary data

# 2004 QUARTERLY CENSUS OF EMPLOYMENT AND WAGES PROFILE

## CONTACT INFO

Iowa Workforce  
Development,  
Employment  
Statistics Bureau

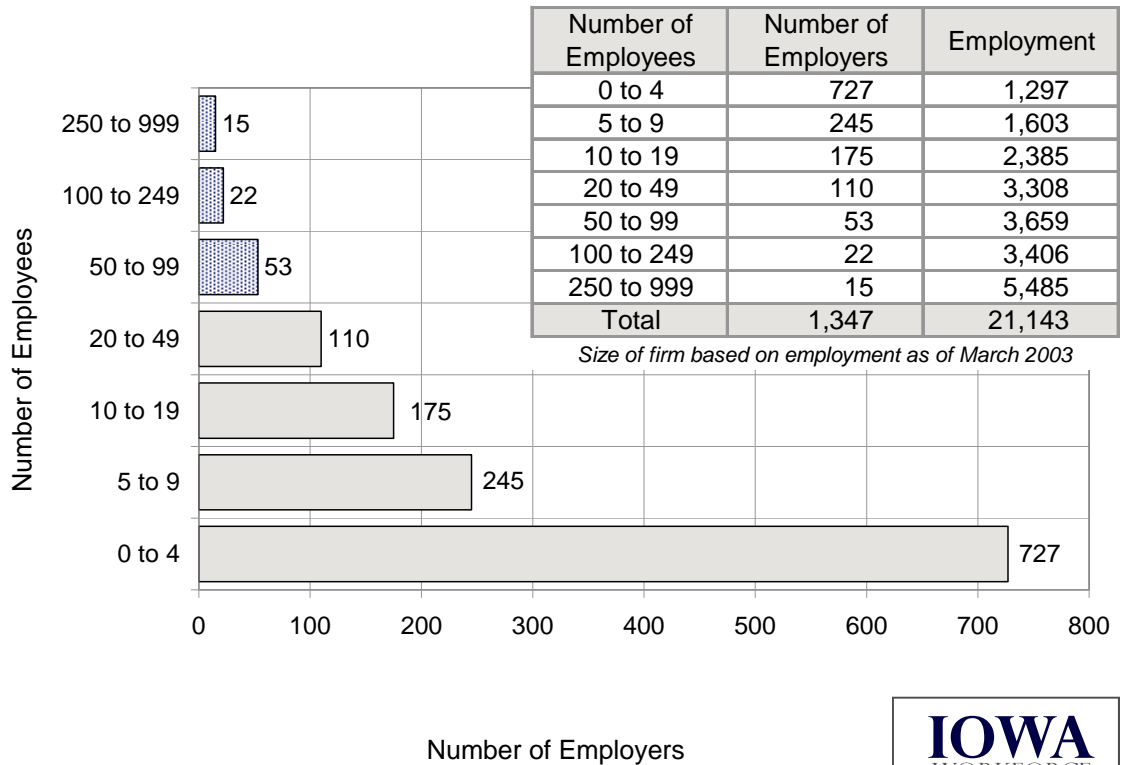
1000 E Grand Ave  
Des Moines, IA 50319

800-532-1249;  
Fax: 515-281-8195  
trends@iwd.state.ia.us  
www.iowaworkforce.org

*Equal opportunity employer/  
program. Auxiliary aids and  
services are available upon  
request to individuals with  
disabilities.*

TTY 515-281-4748;  
1-800-831-1399

## 2003 Size of Firm in Clinton County



IOWA WORKFORCE DEVELOPMENT  
1000 East Grand Avenue  
Des Moines, Iowa 50319-0209  
OFFICIAL BUSINESS  
PENALTY FOR PRIVATE USE \$300

