



Iowa Crop Progress & Condition

Upper Midwest Region-Iowa Field Office · 210 Walnut Street Ste 833 · Des Moines IA 50309 · (515) 284-4340 · (800) 772-0825
Fax (855) 271-9802 · www.nass.usda.gov

Cooperating with the Iowa Department of Agriculture and Land Stewardship

For the week ending May 22, 2016
Issued May 23, 2016

Media Contact: Greg Thessen

Drier conditions allowed farmers to make good progress with **5.5 days suitable for fieldwork** statewide during the week ending May 22, 2016, according to the USDA, National Agricultural Statistics Service. There were scattered reports of corn being replanted in the northern third of Iowa.

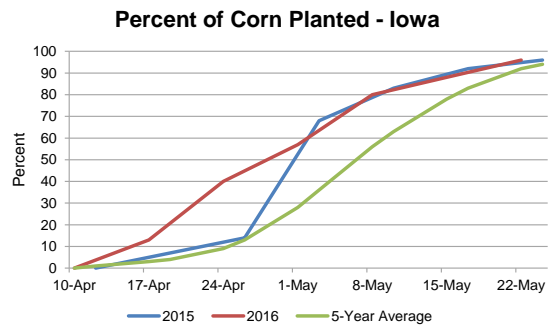
Topsoil moisture levels increased to 0 percent very short, 5 percent short, 84 percent adequate and 11 percent surplus. **Subsoil moisture** levels rated 0 percent very short, 3 percent short, 85 percent adequate and 12 percent surplus.

Ninety-six percent of the **corn** crop has been planted, 2 days ahead of last year and 6 days ahead of the 5-year average. Corn emerged reached 75 percent, on pace with last year, but 4 days ahead of normal. The first corn condition rating of the season was 1 percent very poor, 3 percent poor, 23 percent fair, 62 percent good, and 11 percent excellent. **Soybean** planting reached 74 percent complete, almost a week ahead of last year. Twenty-one percent of the soybeans have emerged, 2 days behind last year, but equal to the 5-year average. **Oat** emergence was nearly complete at 96 percent, while oats headed reached 11 percent this week, 11 days ahead of last year and 6 days ahead of the 5-year average. Oat condition was rated 80 percent good to excellent.

The first cutting of **alfalfa hay** advanced to 19 percent completed. Hay conditions improved slightly to 75 percent good to excellent. **Pasture condition** also improved to 76 percent good to excellent. Livestock conditions were described as generally good with some feedlots starting to dry up.

Crop Conditions as of May 22, 2016

Item	Very poor (percent)	Poor (percent)	Fair (percent)	Good (percent)	Excellent (percent)
Corn	1	3	23	62	11
Hay, all	0	1	24	60	15
Oats	0	1	19	67	13
Pasture and range.....	0	3	21	58	18



Field Work and Crop Progress as of May 22, 2016

Item	Districts									State	Last week	Last year	5-yr avg
	NW	NC	NE	WC	C	EC	SW	SC	SE				
	(percent)	(percent)	(percent)	(percent)	(percent)	(percent)	(percent)	(percent)	(percent)	(percent)	(percent)	(percent)	(percent)
Corn planted	94	100	98	95	99	97	91	93	95	96	88	95	92
Corn emerged	61	88	70	73	90	75	62	74	79	75	51	76	63
Hay, alfalfa, first cutting	20	36	30	12	40	21	4	5	22	19	2	8	13
Oats emerged	96	97	97	98	97	98	93	95	92	96	94	94	92
Oats headed	2	11	8	3	25	13	8	13	15	11	1	1	5
Soybeans planted	60	94	90	67	91	83	47	63	74	74	43	65	64
Soybeans emerged	7	35	28	9	36	24	4	22	30	21	4	26	20

Days Suitable & Soil Moisture Condition as of May 22, 2016

Item	Districts									State	Last week	Last year
	NW	NC	NE	WC	C	EC	SW	SC	SE			
	(days)	(days)	(days)	(days)	(days)	(days)	(days)	(days)	(days)	(days)	(days)	(days)
Days suitable	5.5	6.0	6.0	6.0	6.1	5.7	4.1	3.9	4.1	5.5	2.2	2.8
	(percent)	(percent)	(percent)	(percent)	(percent)	(percent)	(percent)	(percent)	(percent)	(percent)	(percent)	(percent)
Topsoil moisture												
Very short	0	0	1	0	0	0	0	0	0	0	0	0
Short	1	5	11	1	11	8	0	0	5	5	1	3
Adequate	80	92	87	83	83	85	78	86	84	84	82	74
Surplus	19	3	1	16	6	7	22	14	11	11	17	23
Subsoil moisture												
Very short	0	0	1	0	1	0	0	0	0	0	0	1
Short	0	5	10	0	3	3	0	0	4	3	1	7
Adequate	73	92	88	79	91	88	79	88	89	85	83	79
Surplus	27	3	1	21	5	9	21	12	7	12	16	13

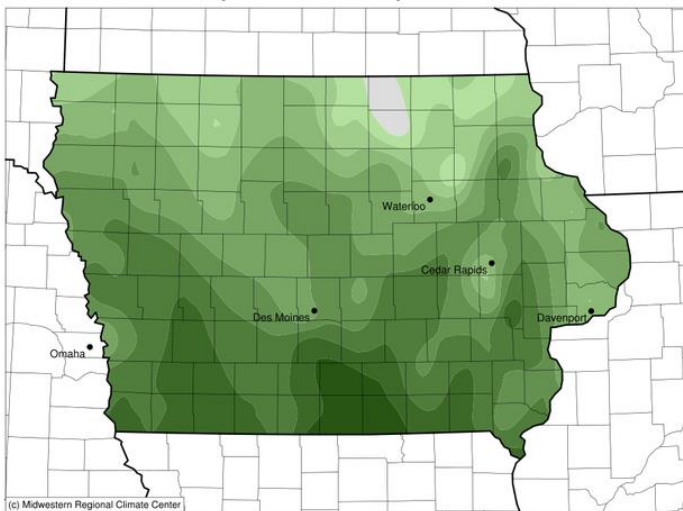
IOWA PRELIMINARY WEATHER SUMMARY

**Provided by Harry J. Hillaker, State Climatologist
Iowa Department of Agriculture & Land Stewardship**

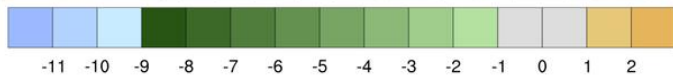
The past reporting week was mostly on the cooler and drier side of normal. Temperatures were below normal statewide through Saturday (21st) morning with mild days and cool nights. Temperatures climbed into the seventies statewide on Saturday (21st) afternoon and into the eighties over most of Iowa on Sunday (22nd). Temperature extremes varied from a Wednesday (18th) morning low of 30 degrees at Elkader to a Sunday (22nd) afternoon high of 87 degrees at Le Claire. Temperatures for the week as a whole averaged one to three degrees below normal across northern Iowa to three to six degrees subnormal over the south where daytime cloud cover was more frequent. The statewide average temperature for the week was 3.5 degrees below normal. Light rain fell over about the southern one-third of Iowa on Monday (16th) and parts of the southeast one-half of the state on Tuesday (17th). There were a few, isolated, very light showers scattered across small areas of southern and western Iowa on Thursday, Friday, and Saturday. Randolph in Fremont County reported the most rain for the week with 0.52 inches while no rain was reported over parts of northwest, north central, west central, central and east central Iowa. The statewide average rainfall for the week was only 0.07 inches while normal for the week is 1.05 inches. Soil temperatures at the four inch depth were averaging in the low to mid-sixties over most of Iowa as of Sunday (22nd).

Average Temperature (°F): Departure from 1981-2010 Normals

May 16, 2016 to May 22, 2016



(c) Midwestern Regional Climate Center

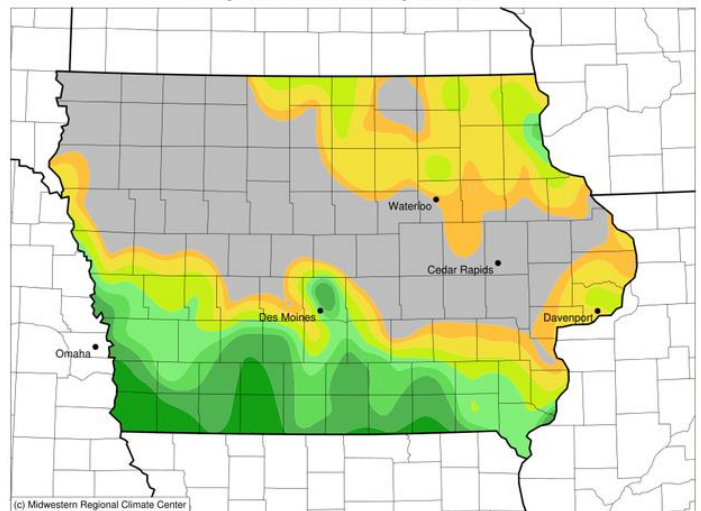


Stations from the following networks used: WBAN, COOP, FAA, GHCN, ThreadEx, CoCoRaHS, WMO, ICAO, NWSLI,

Midwestern Regional Climate Center
cli-MATE: MRCC Application Tools Environment
Generated at: 5/23/2016 8:39:28 AM CDT

Accumulated Precipitation (in)

May 16, 2016 to May 22, 2016



(c) Midwestern Regional Climate Center



Stations from the following networks used: WBAN, COOP, FAA, GHCN, ThreadEx, CoCoRaHS, WMO, ICAO, NWSLI,

Midwestern Regional Climate Center
cli-MATE: MRCC Application Tools Environment
Generated at: 5/23/2016 8:38:00 AM CDT

Temperature and Precipitation Maps, courtesy of the Midwestern Regional Climate Center, are available at: <http://mrcc.isws.illinois.edu/CLIMATE/>