

# AUDUBON

## 2004 ANNUAL COUNTY PROFILE

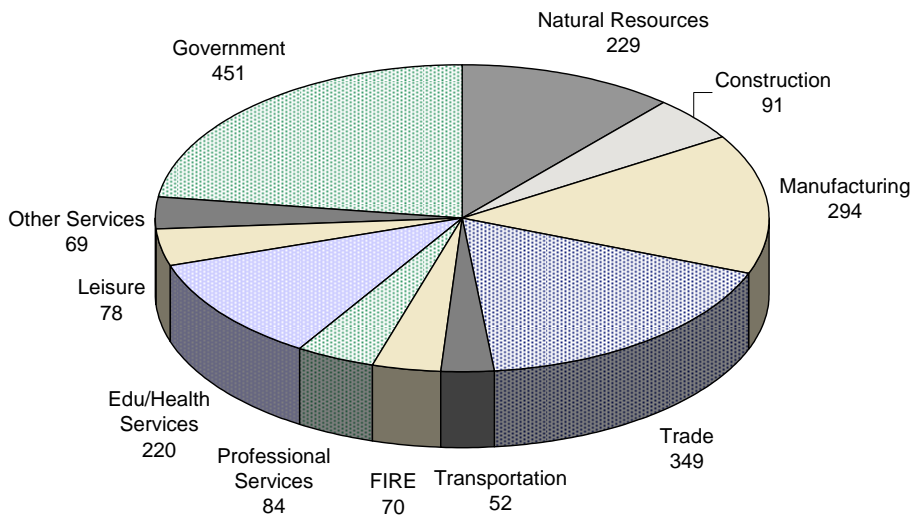
### Executive Summary

As of 2003, Audubon County's largest private sector was Trade, representing 17.56 percent (349) of the county's total covered employment of 1,987. Most of the employment in this sector was in the Retail Trade industry. The county's total employment increased by 0.35 percent since 2002 and the average annual wage increased by 2.20 percent to \$22,143 for all industries.

Audubon County's average weekly wage for all industries was \$426 for 2003. This was an increase of 2.16 percent since 2002. The highest average weekly wage for a sector was in Wholesale Trade, averaging \$616 with gross total wages of \$3.9 million. Between 2002 and 2003, the Professional & Business Services sector had the largest percentage increase in average weekly wage of 9.27 percent (\$47).



### 2003 Industry Breakout by Employment in Audubon County



Note: Government includes public education and health institutions

### Ten Largest Employers by Employment

Based on Annual 2003 Employment by Private Industry

Rank	Name of Company	Industry
1	AMVC Management Services	Agriculture
2	Equipment Brokers	Manufacturing
3	Friendship Home Assn	Health Services
4	Exira Care Center	Health Services
5	Audubon Media Corporation	Manufacturing
6	Audubon Supermart	Retail Trade
7	Quality Machine Inc-IA Div	Manufacturing
8	Audubon-Manning Vet Clinic	Mgmt of Companies
9	Puck Implement Co	Wholesale Trade
10	Lawrence F Handlos	Agriculture

### QUICK FACTS

#### Covered Employment (2003)

		%
Total Employment	1,987	0.14 <sup>1</sup>
Average Weekly Wage	\$426	72.0 <sup>2</sup>
Largest Private Sector:		
Wholesale & Retail Trade	349	0.14 <sup>3</sup>

<sup>1</sup> Percent is based on statewide covered employment of 1,404,476

<sup>2</sup> Percent is based on statewide average weekly wage of \$591

<sup>3</sup> Percent is based on statewide covered sector employment

#### Census Statistics

		Rank
2003 Population	6,479	97
Growth % since 1990	-11.7%	97
2003 Unemployment Rate	3.8%	71
2002 Per Capita Personal Income	\$26,279	45
2000 Median Household Income	\$32,215	89

Ranking based on Iowa's 99 counties

# 2004 QUARTERLY CENSUS OF EMPLOYMENT AND WAGES PROFILE

## 2003 Covered Employment and Reporting Units by Industry in Audubon County

Reporting Units				Employment		
2002	2003	% Change		2002	2003	% Change
222	228	2.70%	Total All Industries	1,980	1,987	0.35%
195	201	3.08%	Private Business	1,532	1,536	0.26%
9	10	11.11%	Ag/Natural Resources & Mining	209	229	9.57%
28	29	3.57%	Construction	95	91	-4.21%
11	10	-9.09%	Manufacturing	299	294	-1.67%
47	48	2.13%	Trade	355	349	-1.69%
18	19	5.56%	<i>Wholesale Trade</i>	121	123	1.65%
29	29	0.00%	<i>Retail Trade</i>	234	225	-3.85%
16	15	-6.25%	Transportation & Utilities	52	52	0.00%
*D	*D	N/A	Information	*D	*D	N/A
17	17	0.00%	Finance, Insurance, and Real Estate	71	70	-1.41%
18	20	11.11%	Professional & Business Services	91	84	-7.69%
16	15	-6.25%	Education & Health Services	226	220	-2.65%
15	15	0.00%	Leisure & Hospitality	69	78	13.04%
20	21	5.00%	Other Services	64	69	7.81%
27	27	0.00%	Government	448	451	0.67%
4	5	25.00%	<i>State</i>	9	9	0.00%
16	16	0.00%	<i>Local</i>	396	400	1.01%
7	6	-14.29%	<i>Federal</i>	43	41	-4.65%

\*D-Non disclosable due to confidentiality-included in FIRE

### QUICK FACTS

**Audubon County's  
Largest  
Industries by  
Worksites**

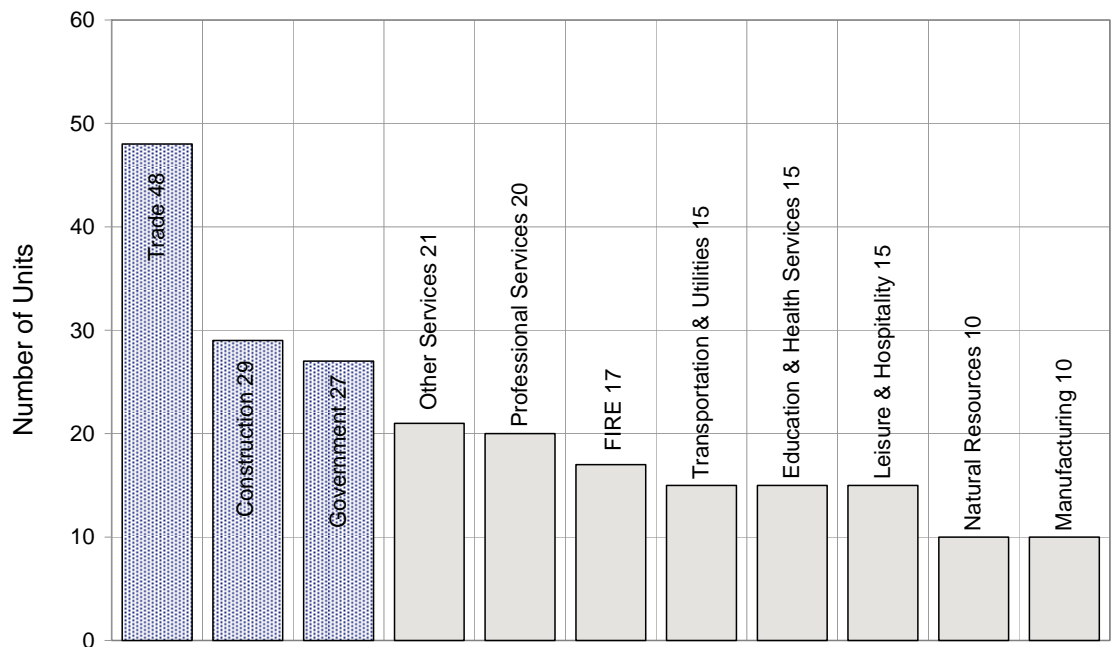
Wholesale & Retail  
Trade  
48

Construction  
29

Government  
27

### Reporting Units by Industry in 2003 in Audubon County

*A Unit is Defined as a Worksite*



Trade - Wholesale & Retail Trade  
F.I.R.E. - Finance, Insurance, & Real Estate;

Natural Resources - Agriculture, Natural Resources, & Mining.

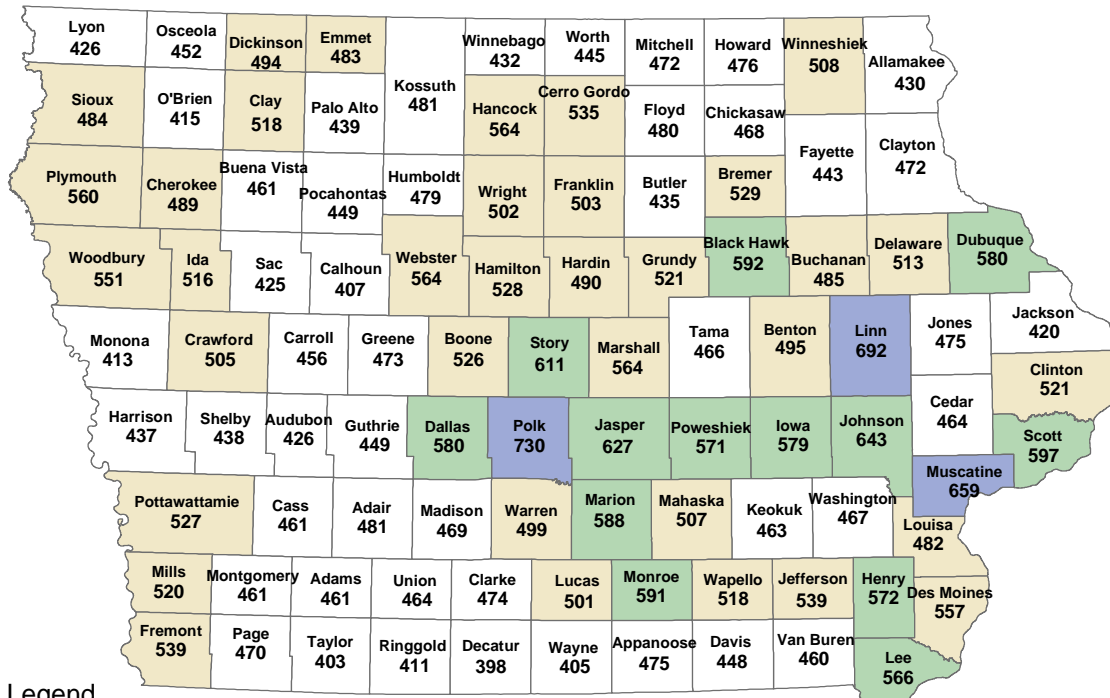
# 2004 QUARTERLY CENSUS OF EMPLOYMENT AND WAGES PROFILE

## 2003 Average Annual and Weekly Wage by Industry in Audubon County

Average Annual Wage				Average Weekly Wage		
2002	2003	% Change		2002	2003	% Change
\$ 21,665	\$ 22,143	2.20%	Total All Industries	\$ 417	\$ 426	2.16%
\$ 21,153	\$ 21,798	3.05%	Private Business	\$ 407	\$ 419	2.95%
\$ 20,868	\$ 20,466	-1.93%	Ag/Natural Resources & Mining	\$ 401	\$ 394	-1.75%
\$ 19,464	\$ 21,210	8.97%	Construction	\$ 374	\$ 408	9.09%
\$ 23,041	\$ 24,818	7.71%	Manufacturing	\$ 443	\$ 477	7.67%
\$ 22,589	\$ 22,480	-0.48%	Trade	\$ 434	\$ 432	-0.46%
\$ 29,637	\$ 32,041	8.11%	Wholesale Trade	\$ 570	\$ 616	8.07%
\$ 18,944	\$ 17,354	-8.40%	Retail Trade	\$ 364	\$ 334	-8.24%
\$ 26,787	\$ 27,901	4.16%	Transportation & Utilities	\$ 515	\$ 537	4.27%
*D	*D	N/A	Information	*D	*D	N/A
\$ 27,360	\$ 28,694	4.88%	Finance, Insurance, Real Estate	\$ 526	\$ 560	6.46%
\$ 26,358	\$ 28,810	9.31%	Professional & Business Services	\$ 507	\$ 554	9.27%
\$ 16,572	\$ 17,627	6.37%	Education & Health Services	\$ 319	\$ 339	6.27%
\$ 6,865	\$ 6,268	-8.70%	Leisure & Hospitality	\$ 132	\$ 121	-8.33%
\$ 20,548	\$ 20,712	0.80%	Other Services	\$ 395	\$ 398	0.76%
\$ 23,417	\$ 23,316	-0.43%	Government	\$ 450	\$ 448	-0.44%
\$ 25,409	\$ 34,049	34.01%	State	\$ 489	\$ 655	33.95%
\$ 22,631	\$ 22,458	-0.76%	Local	\$ 435	\$ 432	-0.69%
\$ 30,236	\$ 29,902	-1.11%	Federal	\$ 581	\$ 575	-1.03%

\*D-Non disclosable due to confidentiality-included in FIRE

## 2003 Average Weekly Wage for All Industries by County



Legend

- \$398 - \$481
- \$482 - \$564
- \$565 - \$647
- \$648 - \$730

### QUICK FACTS

#### Average Weekly Wage Comparisons

Audubon  
\$426

Rank  
Among All 99  
Iowa Counties  
-89-

Statewide  
\$591

Nation\*  
\$726

\* preliminary data

# 2004 QUARTERLY CENSUS OF EMPLOYMENT AND WAGES PROFILE

## CONTACT INFO

Iowa Workforce  
Development,  
Employment  
Statistics Bureau

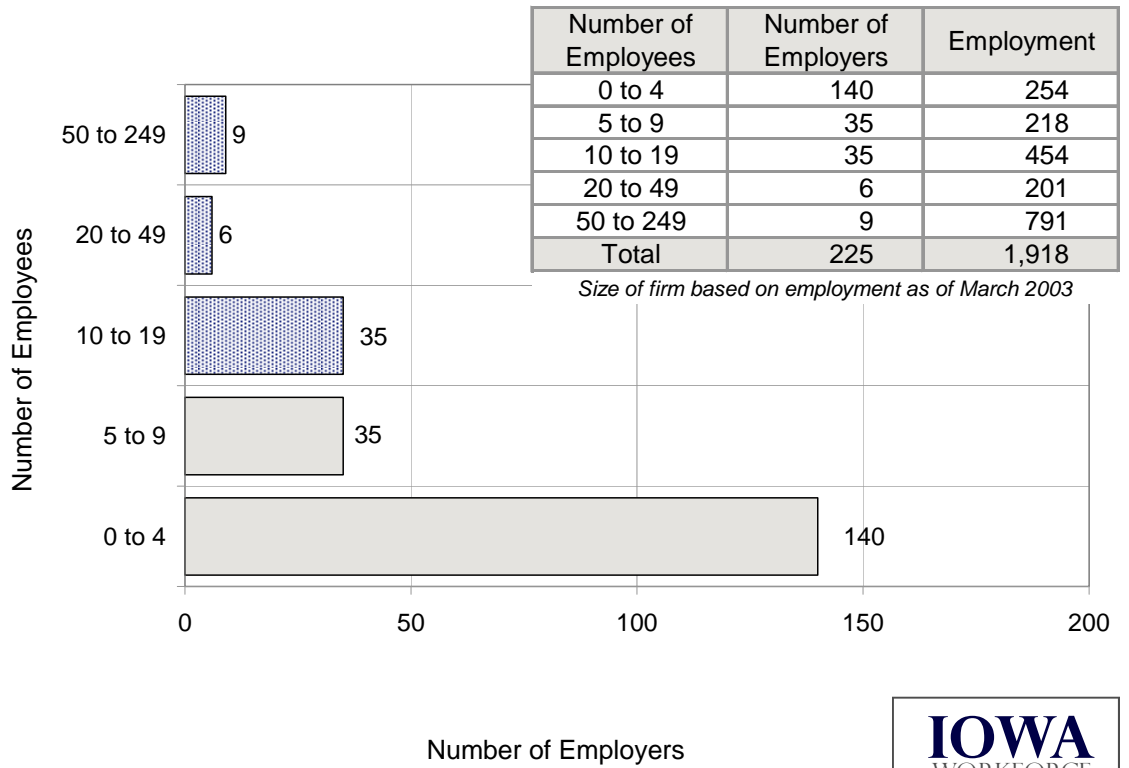
1000 E Grand Ave  
Des Moines, IA 50319

800-532-1249;  
Fax: 515-281-8195  
trends@iwd.state.ia.us  
www.iowaworkforce.org

*Equal opportunity employer/  
program. Auxiliary aids and  
services are available upon  
request to individuals with  
disabilities.*

TTY 515-281-4748;  
1-800-831-1399

## 2003 Size of Firm in Audubon County



**IOWA**  
WORKFORCE  
DEVELOPMENT

IOWA WORKFORCE DEVELOPMENT  
1000 East Grand Avenue  
Des Moines, Iowa 50319-0209  
OFFICIAL BUSINESS  
PENALTY FOR PRIVATE USE \$300

