

ALLAMAKEE

2004 ANNUAL COUNTY PROFILE

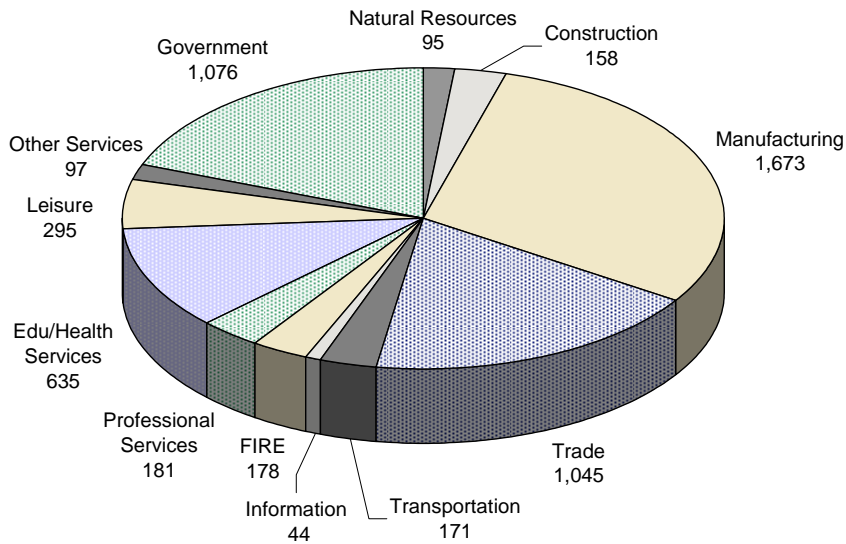
Executive Summary

As of 2003, Allamakee County's largest industry was Manufacturing, representing 29.62 percent (1,673) of the county's total covered employment of 5,648. Food Manufacturing comprised the largest portion of the Manufacturing sector for 2003. Although the county's total employment decreased by 3.27 percent since 2002, the average annual wage increased by 2.70 percent to \$22,343 for all industries.

Allamakee County's average weekly wage for all industries was \$430 for 2003. This was an increase of 2.87 percent since 2002. The highest average weekly wage for a sector was in Transportation & Utilities, averaging \$835 with gross total wages of \$7.4 million. Between 2002 and 2003, the Construction industry had the largest percentage increase in average weekly wage of 7.59 percent (\$35).



2003 Industry Breakout by Employment in Allamakee County



Note: Government includes public education and health institutions

Ten Largest Employers by Employment

Based on Annual 2003 Employment by Private Industry

| Rank | Name of Company | Industry |
|------|----------------------------------|-----------------|
| 1 | Agriprocessors Inc | Manufacturing |
| 2 | Iowa Turkey Products | Manufacturing |
| 3 | Good Samaritan Society | Health Services |
| 4 | Northern Engraving Corp | Manufacturing |
| 5 | Industrial Laminates/Norplex | Manufacturing |
| 6 | Blumenthal-Lansing Company | Wholesale Trade |
| 7 | Quillin's | Retail Trade |
| 8 | Thornton Manor/St Francis Health | Health Services |
| 9 | Northgate Care Center | Health Services |
| 10 | Interstate Power & Light Co. | Utilities |

QUICK FACTS

Covered Employment (2003)

| | | % |
|------------------------------------------|-------|-------------------|
| Total Employment | 5,648 | 0.40 ¹ |
| Average Weekly Wage | \$430 | 72.8 ² |
| Largest Private Sector: Manufacturing | 1,673 | 0.76 ³ |

¹ Percent is based on statewide covered employment of 1,404,476

² Percent is based on statewide average weekly wage of \$591

³ Percent is based on statewide covered sector employment

Census Statistics

| | | Rank |
|---------------------------------|----------|------|
| 2003 Population | 14,551 | 56 |
| Growth % since 1990 | 5.0% | 24 |
| 2003 Unemployment Rate | 6.3% | 11 |
| 2002 Per Capita Personal Income | \$24,681 | 73 |
| 2000 Median Household Income | \$33,967 | 75 |

Ranking based on Iowa's 99 counties

2004 QUARTERLY CENSUS OF EMPLOYMENT AND WAGES PROFILE

2003 Covered Employment and Reporting Units by Industry in Allamakee County

| Reporting Units | | | | Employment | | |
|-----------------|------|----------|-------------------------------------|------------|-------|----------|
| 2002 | 2003 | % Change | | 2002 | 2003 | % Change |
| 448 | 446 | -0.45% | Total All Industries | 5,839 | 5,648 | -3.27% |
| 410 | 408 | -0.49% | Private Business | 4,767 | 4,572 | -4.09% |
| 13 | 13 | 0.00% | Ag/Natural Resources & Mining | 101 | 95 | -5.94% |
| 50 | 48 | -4.00% | Construction | 174 | 158 | -9.20% |
| 36 | 37 | 2.78% | Manufacturing | 1,835 | 1,673 | -8.83% |
| 106 | 105 | -0.94% | Trade | 1,064 | 1,045 | -1.79% |
| 33 | 34 | 3.03% | <i>Wholesale Trade</i> | 437 | 425 | -2.75% |
| 73 | 71 | -2.74% | <i>Retail Trade</i> | 627 | 620 | -1.12% |
| 19 | 21 | 10.53% | Transportation & Utilities | 156 | 171 | 9.62% |
| 13 | 10 | -23.08% | Information | 55 | 44 | -20.00% |
| 29 | 29 | 0.00% | Finance, Insurance, and Real Estate | 171 | 178 | 4.09% |
| 34 | 35 | 2.94% | Professional & Business Services | 175 | 181 | 3.43% |
| 36 | 35 | -2.78% | Education & Health Services | 630 | 635 | 0.79% |
| 37 | 39 | 5.41% | Leisure & Hospitality | 307 | 295 | -3.91% |
| 39 | 38 | -2.56% | Other Services | 100 | 97 | -3.00% |
| 38 | 38 | 0.00% | Government | 1,071 | 1,076 | 0.47% |
| 5 | 6 | 20.00% | <i>State</i> | 29 | 30 | 3.45% |
| 26 | 26 | 0.00% | <i>Local</i> | 961 | 970 | 0.94% |
| 7 | 6 | -14.29% | <i>Federal</i> | 81 | 77 | -4.94% |

QUICK FACTS

Allamakee County's
Largest
Industries by
Worksites

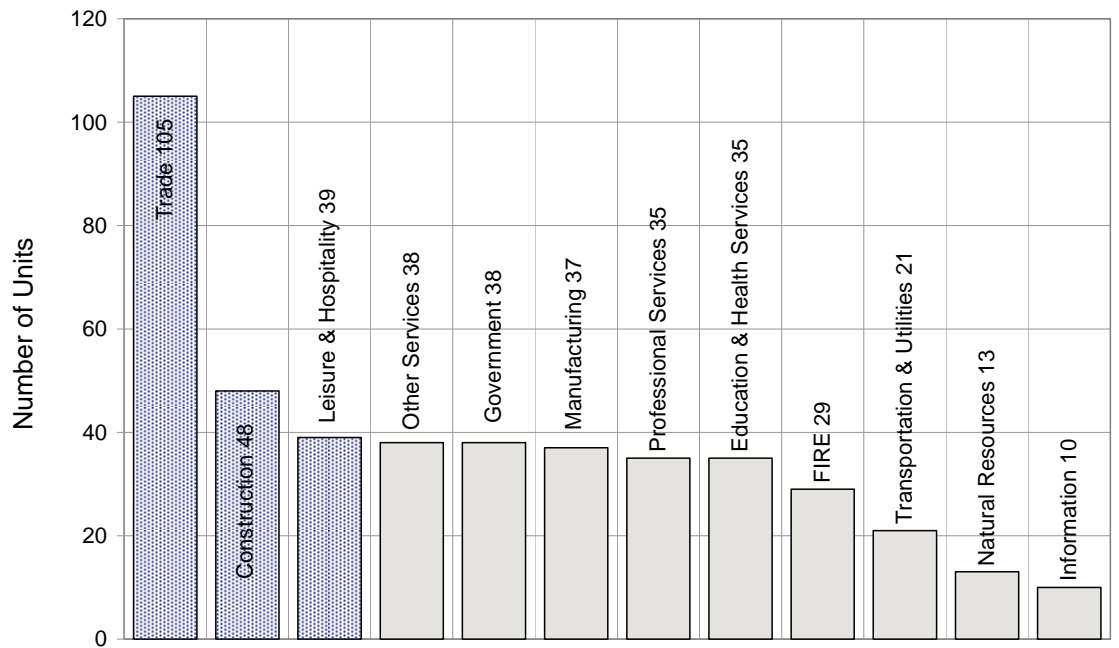
Wholesale & Retail
Trade
105

Construction
48

Leisure &
Hospitality
39

Reporting Units by Industry in 2003 in Allamakee County

A Unit is Defined as a Worksite



Trade - Wholesale & Retail Trade
F.I.R.E. - Finance, Insurance, & Real Estate;

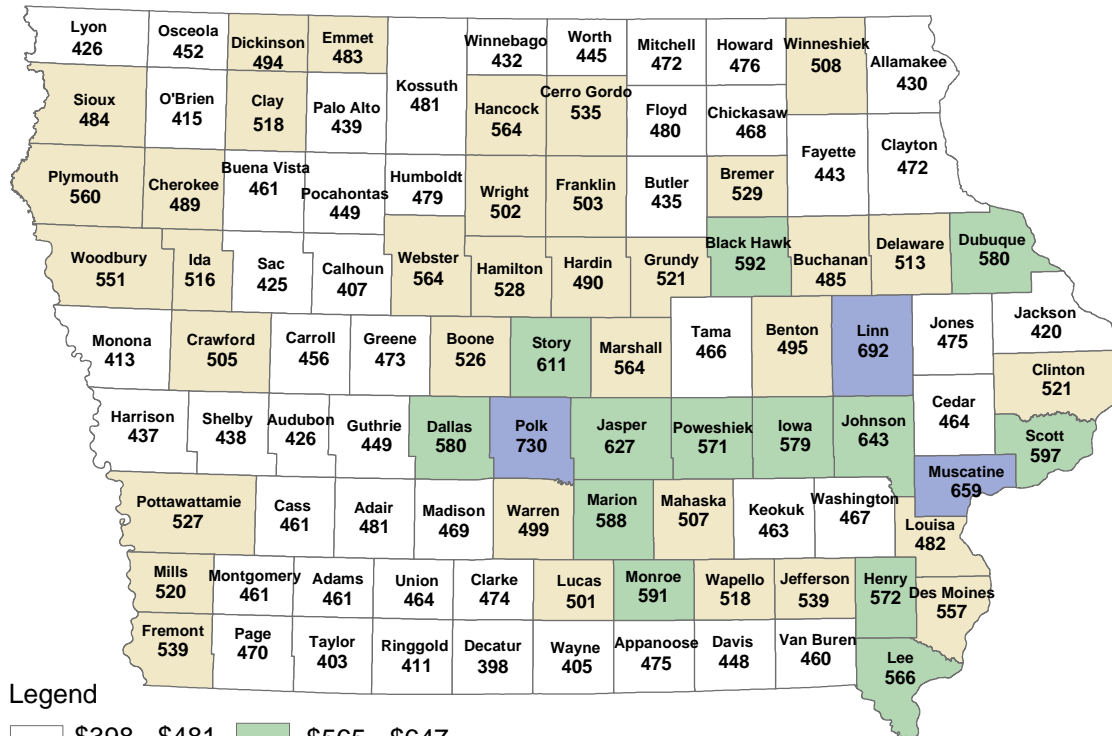
Natural Resources - Agriculture, Natural Resources, & Mining.

2004 QUARTERLY CENSUS OF EMPLOYMENT AND WAGES PROFILE

2003 Average Annual and Weekly Wage by Industry in Allamakee County

| Average Annual Wage | | | | Average Weekly Wage | | |
|---------------------|-----------|----------|----------------------------------|---------------------|--------|----------|
| 2002 | 2003 | % Change | | 2002 | 2003 | % Change |
| \$ 21,756 | \$ 22,343 | 2.70% | Total All Industries | \$ 418 | \$ 430 | 2.87% |
| \$ 21,629 | \$ 22,222 | 2.74% | Private Business | \$ 416 | \$ 427 | 2.64% |
| \$ 18,932 | \$ 18,873 | -0.31% | Ag/Natural Resources & Mining | \$ 364 | \$ 363 | -0.27% |
| \$ 23,992 | \$ 25,800 | 7.54% | Construction | \$ 461 | \$ 496 | 7.59% |
| \$ 24,293 | \$ 24,614 | 1.32% | Manufacturing | \$ 467 | \$ 473 | 1.28% |
| \$ 20,597 | \$ 21,705 | 5.38% | Trade | \$ 396 | \$ 417 | 5.30% |
| \$ 24,492 | \$ 25,968 | 6.03% | Wholesale Trade | \$ 471 | \$ 499 | 5.94% |
| \$ 17,883 | \$ 18,783 | 5.04% | Retail Trade | \$ 344 | \$ 361 | 4.94% |
| \$ 46,040 | \$ 43,411 | -5.71% | Transportation & Utilities | \$ 885 | \$ 835 | -5.65% |
| \$ 18,890 | \$ 15,210 | -19.49% | Information | \$ 363 | \$ 292 | -19.56% |
| \$ 27,219 | \$ 29,128 | 7.01% | Finance, Insurance, Real Estate | \$ 523 | \$ 560 | 7.07% |
| \$ 17,264 | \$ 18,557 | 7.49% | Professional & Business Services | \$ 332 | \$ 357 | 7.53% |
| \$ 17,581 | \$ 18,521 | 5.35% | Education & Health Services | \$ 338 | \$ 356 | 5.33% |
| \$ 5,451 | \$ 5,416 | -0.65% | Leisure & Hospitality | \$ 105 | \$ 104 | -0.95% |
| \$ 18,814 | \$ 19,307 | 2.62% | Other Services | \$ 362 | \$ 371 | 2.49% |
| \$ 22,342 | \$ 22,861 | 2.33% | Government | \$ 430 | \$ 440 | 2.33% |
| \$ 38,797 | \$ 40,621 | 4.70% | State | \$ 746 | \$ 781 | 4.69% |
| \$ 20,559 | \$ 21,016 | 2.23% | Local | \$ 395 | \$ 404 | 2.28% |
| \$ 37,605 | \$ 38,885 | 3.41% | Federal | \$ 723 | \$ 748 | 3.46% |

2003 Average Weekly Wage for All Industries by County



QUICK FACTS

Average Weekly Wage Comparisons

Allamakee
\$430

Rank
Among All 99
Iowa Counties
-88-

Statewide
\$591

Nation*
\$726

* preliminary data

2004 QUARTERLY CENSUS OF EMPLOYMENT AND WAGES PROFILE

CONTACT INFO

Iowa Workforce
Development,
Employment
Statistics Bureau

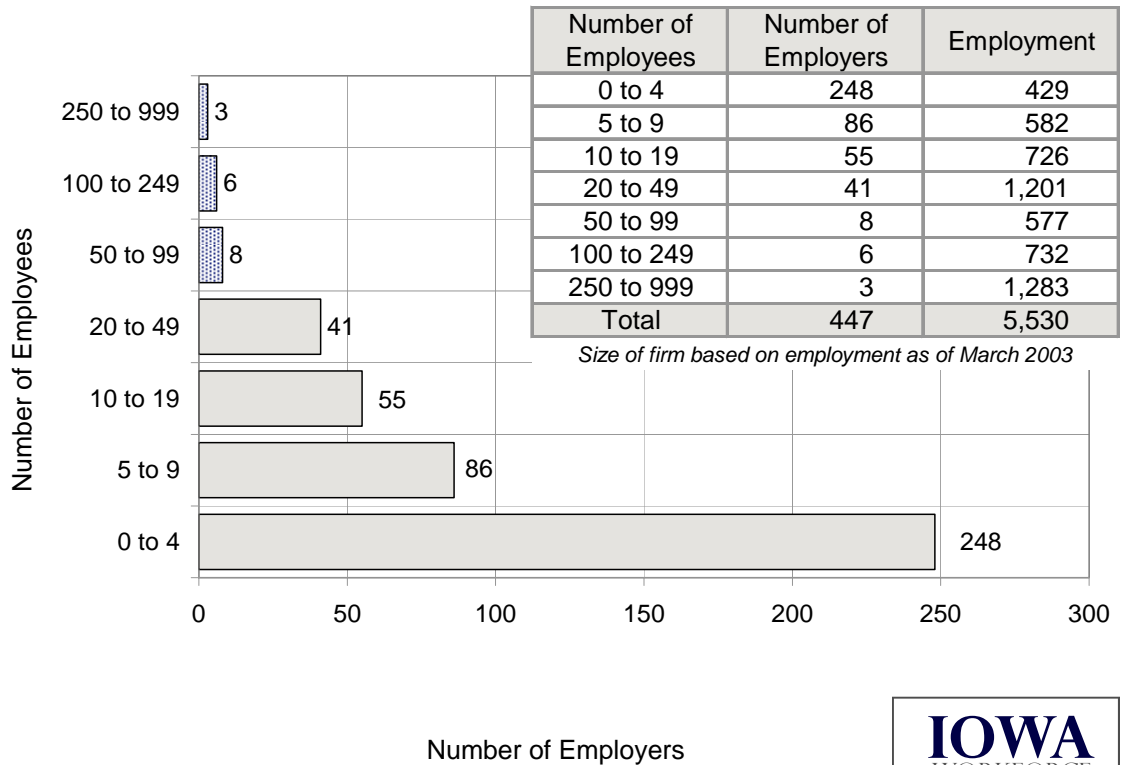
1000 E Grand Ave
Des Moines, IA 50319

800-532-1249;
Fax: 515-281-8195
trends@iwd.state.ia.us
www.iowaworkforce.org

*Equal opportunity employer/
program. Auxiliary aids and
services are available upon
request to individuals with
disabilities.*

TTY 515-281-4748;
1-800-831-1399

2003 Size of Firm in Allamakee County



IOWA WORKFORCE DEVELOPMENT
1000 East Grand Avenue
Des Moines, Iowa 50319-0209
OFFICIAL BUSINESS
PENALTY FOR PRIVATE USE \$300

