

Status of the

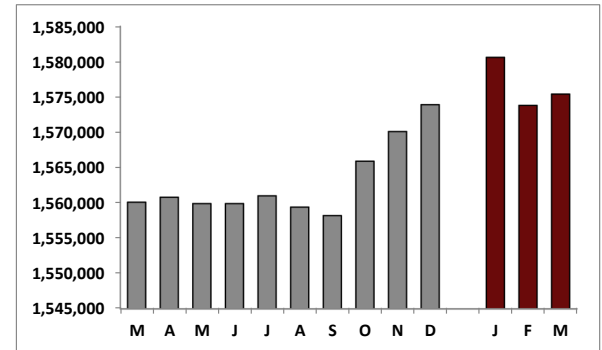
Iowa Workforce and Economy

2016 Statewide News Release Schedule

Reference Month	Statewide News Release	Local Area News Release
Jan	Mar 14	Mar 14
Feb	Mar 25	Mar 25
Mar	Apr 15	Apr 19
Apr	May 20	May 25
May	June 17	June 21
June	July 22	July 26
July	Aug 19	Aug 23
Aug	Sept 20	Sept 20
Sept	Oct 21	Oct 25
Oct	Nov 18	Nov 22
Nov	Dec 16	Dec 20
Dec	Jan 20	Jan 24

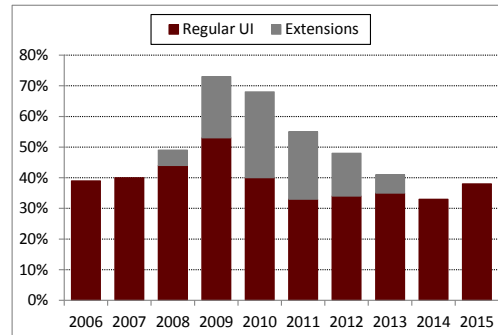
- Iowa's seasonally adjusted jobless rate increased to 3.8 percent in March from 3.7 percent in February. The rate stood at 3.7 percent one year ago.
- The total number of working Iowans decreased to 1,649,400 in March. This is 1,600 lower than last month and 12,100 higher than one year ago.
- The U.S. jobless rate increased to 5.0 percent in March.

Total Nonfarm Employment - Iowa March 2015 - March 2016



- Iowa's nonfarm employment gained 1,600 jobs in March following an usually large drop in February.
- Construction advanced by 3,600 jobs. Some of the gain may be due to early undertaking of projects this year coupled with a significant increase in infrastructure and utility projects this year.
- Manufacturing pared the most jobs in March (-3,000). Much of the loss stemmed from durable goods plants. Nondurable goods factories were not immune, shedding 600 jobs.
- Nonfarm employment remains up 15,300 jobs in Iowa. Construction made up almost half of the annual gain (49 percent).

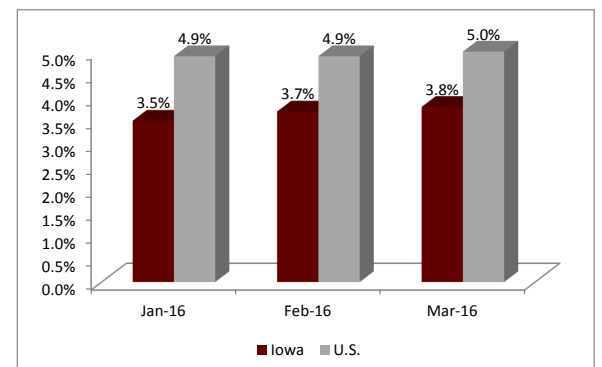
Unemployment Insurance Recipience Rate



Source: Unemployment Insurance Data Summary U.S. Department of Labor

- The percentage of unemployed persons receiving UI benefits increased from 33% in 2014 to 38% in 2015. Part of this change was due to an increase in UI claims in manufacturing and construction.
- Production workers in Iowa averaged \$971.38 in March, up \$138.24 compared to last year. Construction workers are averaging almost three hours more in overtime and are responsible for most of the gain.
- U.S. nonfarm employment grew by 215,000 jobs. Retail added the most jobs (+48,000), while manufacturing shed employment (-29,000).

Iowa and U.S. Unemployment Rates 2016



Iowa Nonfarm Employment by Quarter

		Average Employment	Percent Change from Prior Qtr
2014	Qtr 2	1,546,200	0.5%
	Qtr 3	1,549,800	0.2%
	Qtr 4	1,553,300	0.2%
2015	Qtr 1	1,559,000	0.4%
	Qtr 2	1,560,200	0.1%
	Qtr 3	1,559,500	0.0%
	Qtr 4	1,570,000	0.7%
2016	Qtr 1	1,576,600	0.4%

Iowa Workforce Development

Information Prepared by the Labor Force and Occupational Analysis Bureau

1000 East Grand Avenue
Des Moines, Iowa 50319-0209

Phone: 515-281-5082
Fax: 515-281-8203

Ed Wallace, Deputy Director
Iowa Workforce Development