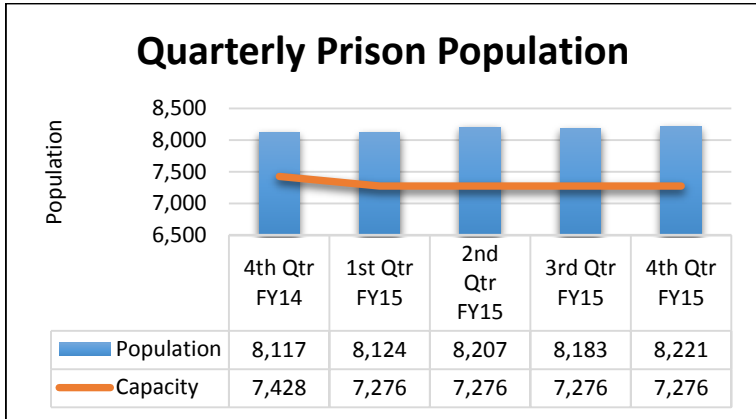


Quarterly Quick Facts

June 30, 2015

IDOC
 510 East 12th Street
 Des Moines, IA 50319
 515-725-5701
<http://www.doc.state.ia.us/>

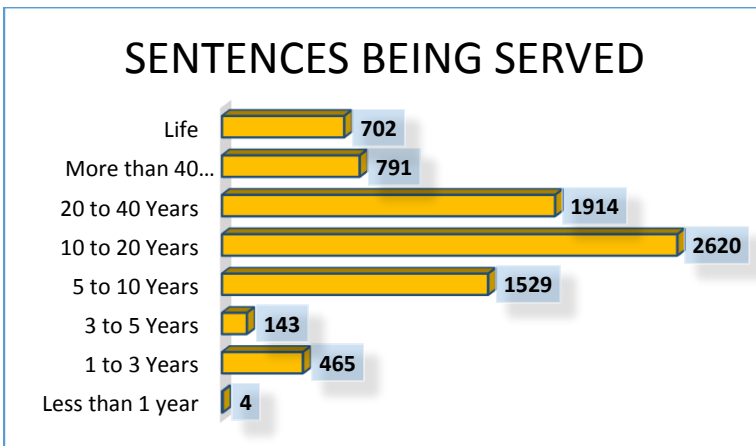
Prison Statistics



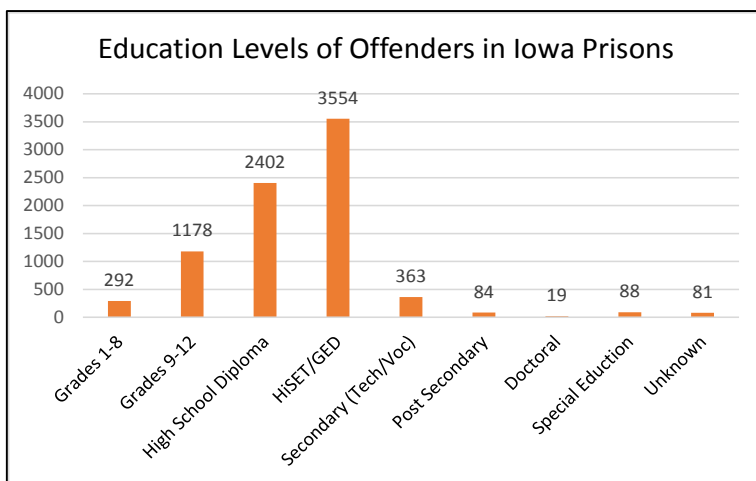
System Statistics

Gender	Prison #	Prison %	CBC #	CBC %
Male	7,545	92%	22,216	74.2%
Female	676	8%	7,684	25.7%
Unknown			28	0.1%

Age	Prison #	Prison %	CBC #	CBC %
Under 18	9	0.1%	13	0.1%
18-30	3,148	38.3%	13,615	45.5%
31-50	3,760	45.7%	12,611	42.1%
50+	1,304	15.9%	3,689	12.3%



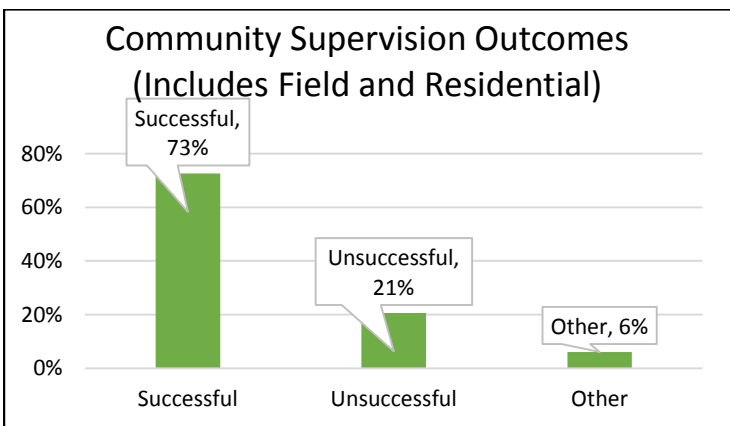
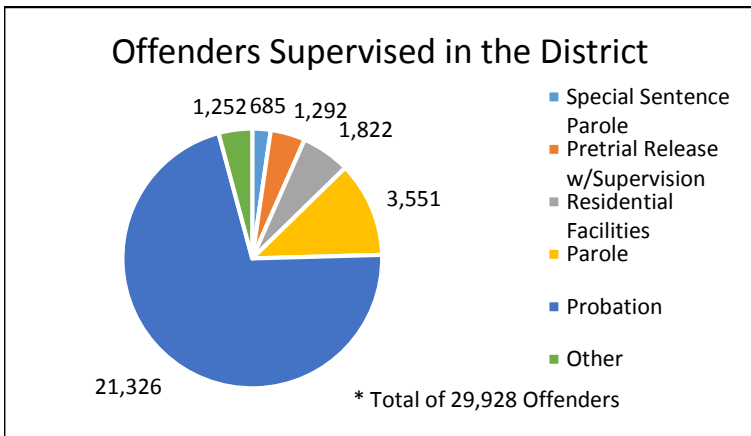
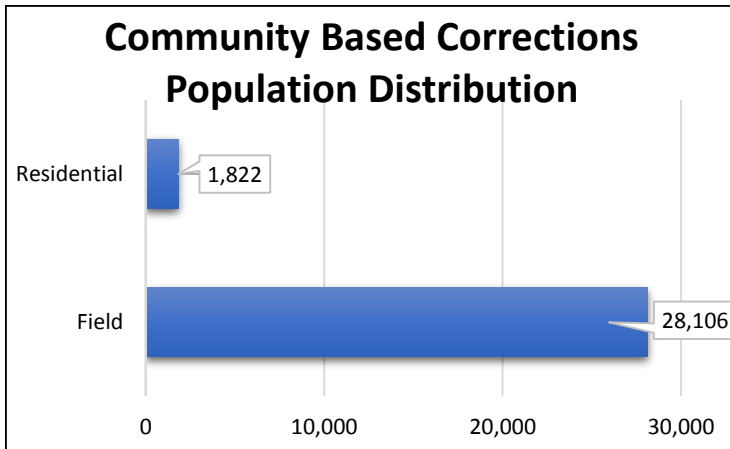
Race/Ethnicity	Prison #	Prison %	CBC #	CBC %
American Indian	138	1.7%	294	1.0%
Asian	66	.8%	353	1.2%
Black	2,093	25.4%	4,870	16.3%
Hispanic	550	6.7%	1,565	5.2%
White	5,373	65.4%	22,727	75.9%
Unknown	1	0.0%	119	0.4%



Crime Type	Prison #	Prison %	CBC #	CBC %
Drug	1,675	20.4%	8303	27.7%
Violent	3,878	47.2%	5848	19.5%
Property	1,423	17.3%	7102	23.7%
Public Order	477	5.8%	7957	26.7%
Other	768	9.3%	718	2.4%

Veteran	Prison #	Prison %	CBC #	CBC %
Male	469	5.7%	1097	4.8%
Female	3	0.0%	66	0.8%

Community Corrections Statistics



Staff/Budget

Average Daily Cost per Offender (FY14)

Prisons (includes \$2.03 per meal cost)	Community (does not include treatment costs)
\$93.22	\$79.65 Residential Facilities
	\$4.26 Probation/Parole

Iowa Department of Corrections

Operating Budget FY2016

General Fund	\$381,697,248
Other Revenue	\$28,167,462

Recidivism FY2015

Return Rate to Prison: 31.9%

Post-Release Reconviction Rate:

Parole	29.1%
Probation	14.6%

