
2000
ANNUAL REPORT
of the
SUPERINTENDENT

Credit Union Division
Department of Commerce
State of Iowa

Published by
The State of Iowa



STATE OF IOWA

THOMAS J. VILSACK, GOVERNOR
SALLY J. PEDERSON, LT. GOVERNOR

IOWA DEPARTMENT OF COMMERCE
CREDIT UNION DIVISION
JAMES E. FORNEY
SUPERINTENDENT

April 23, 2001

THE HONORABLE THOMAS J. VILSACK

Governor of Iowa
State Capitol
Des Moines, Iowa 50319

Dear Governor Vilsack:

In accordance with Iowa Code section 533.61, it is my privilege to submit to you the annual report on the condition of Iowa's credit unions. The information contained in the 2000 Iowa Annual Report of the Superintendent is compiled from year-end call reports filed with this office and with the National Credit Union Administration. The statement of condition of Iowa's credit unions, included within the Report, represents the 191 state chartered and 3 federally chartered credit unions whose principle place of business is located in this state.

Continuing the trend of previous years, the financial stability of Iowa's credit unions remains strong and demonstrates that credit unions are favorably positioned to serve the financial needs of the citizens of this state. The ratio of capital to total assets at yearend stands at 11.4%. This ratio is the single most important indicator of the credit unions preparedness in meeting and withstanding the financial challenges of the future.

The Report also shows credit unions have responded well in meeting the borrowing needs of their members. The loan-to-share ratio of 90% indicates that Iowa's credit unions are contributing to the well being of their members and improving the economy of the communities they serve.

It remains the policy of the Credit Union Division to perform its regulatory and supervisory responsibilities in a diligent manner, while maintaining a responsive attitude to the needs of Iowa's credit unions and the citizens of this state.

Respectfully submitted,

James E. Forney
Superintendent of Credit Unions

CREDIT UNION DIVISION

PURPOSE

The primary purpose of the Credit Union Division is the administration and execution of the laws of the state of Iowa relating to credit union so as to effectively safeguard the interests of the depositors and shareholders of those organizations.

ADMINISTRATION:

To accomplish this purpose, the Department of Credit Unions was established January 1, 1979, by the 67th General Assembly, and was reorganized as the Division of Credit Unions within the Department of Commerce by the 71st General Assembly, July 1, 1986. The division is the office of the superintendent who shall have general supervisory and regulatory authority over the state-chartered credit unions. The superintendent is appointed by and serves at the pleasure of the Governor subject to confirmation by the Senate, and shall possess a minimum of five years credit union experience.

A seven –member review board is appointed by the Governor for staggered three-year terms, also subject to confirmation of the Senate. Two of the board members may be public members; however, at no time shall more than five of the members be directors or employees of a credit union. The board may adopt, amend, and repeal rules, or take other action as it deems necessary or suitable, to effect the provisions of Chapter 533 or the Code of Iowa.

The superintendent is charged with the supervision, control, and enforcement of the laws, bylaws, rules, and regulations pertaining to the organization and operation of credit unions operating under a state charter. The superintendent recommends and participates in the drafting of legislation relating to credit unions, and adopts rules and regulations as necessary or appropriate to implement the provisions of Chapter 533 of the Code of Iowa, subject to the prior approval of the rules by the review board.

All expenses required in the discharge of the duties and responsibilities imposed upon the Credit Union Division, the superintendent, and the Credit Union Review Board by the laws of the State of Iowa shall be paid from fees as provided by the laws of the state and as appropriated by the General Assembly. The division is fiscally self-sustaining and is responsible for maintaining an equitable fee structure assessed on state credit unions, which will offset division expenditures.

It is the intent and responsibility of the superintendent and division staff to protect the interests and corporate rights of nearly 813,680 members of the Iowa credit unions. This is accomplished through regular examination and analysis of the operation of each credit union, with such remedial action taken as deemed necessary. In addition, the division provides an orderly process for the chartering, merger, conversion, and liquidation of state credit unions; advises governmental bodies, agencies and individuals in matters of credit union affairs; provides fundamental and technical assistance to credit unions; provides state liaison with authorized member account insurers; and maintains an equitable fee structure and offset of division expenditures.

CREDIT UNION REVIEW BOARD GUBERNATORIAL APPOINTEES

Board Members	City	Term Ending
John J. Bentler*	Burlington	04/30/03
Michael Harvey	Waterloo	04/30/03
Roger Reiser	Des Moines	04/30/03
Don E. Gettings**	Ottumwa	04/30/02
Barbara Oliver-Hall**	Johnston	04/30/02
Patricia A. Berding	Sioux City	04/30/01
Diane L. Kollasch	Spirit Lake	04/30/01
Tom N. Sarvis#	Dubuque	04/30/00
William G. Sizer#	Waterloo	04/30/00

* Chairperson

** Public Member

Replaced At End of Term 4/30/00

CREDIT UNION DIVISION STAFF

James E. Forney	Superintendent
Rebecca L. Rees	Administrative Assistant
Melanie Whitlow	Secretary
Ann E. Mulcahy	Credit Union Examiner Supervisor
Allen M. Benson	Senior Credit Union Examiner
Darrell J. Busch	Senior Credit Union Examiner
Jami M. Weems	Senior Credit Union Examiner
Amanda S. Anderson	Credit Union Examiner
Steven C. Dawson	Credit Union Examiner
Kevin P. Gorman	Credit Union Examiner
Christopher F. Haner	Credit Union Examiner
Christopher M. Kumpf	Credit Union Examiner
Craig E. Stewart	Credit Union Examiner
Angel Ward	Credit Union Examiner
Matthew E. Wogsland	Credit Union Examiner

**CREDIT UNION DIVISION
REVENUE AND DISBURSEMENTS
1/01/00 THROUGH 12/31/00**

REVENUE:

Supervision Fees	748,926
Other	<u>955</u>
Total Revenue #	749,881

DISBURSEMENTS:

Salaries:	
Administration	170,558
Examination	485,033
Retirement & Insurance	<u>138,869</u>
Sub-Total	794,460
Travel:	
Board	1,993
Administration	7,121
Examination	<u>62,264</u>
Sub-Total	71,379
Office:	
Stationary & Supplies	10,232
Postage	3,158
Telephone	8,935
Equipment Repair & Maintenance	1,926
Equipment & Building Rent	35,885
Advertising	<u>968</u>
Sub-Total	61,104
Other:	
Outside Contractual Services	88,731
Reimburse Attorney General's Office	19,230
Reimburse Other State Agencies	1,377
Reimburse Administrative Services Div*	39,179
Payable to the State General Fund*	0
Indirect Expense*	<u>0</u>
Sub-Total	148,517
 Total Expenses:	 1,075,460
 Balance Carried Forward**	 (325,579)

Revenue figure is low because of ACH System and errors that were encountered causing the large variance between revenue and expenses resulting in an unusually high negative balance carried forward.

* These off-budget expenses are obligations of the Credit Union Division that are outside of the regular legislative appropriations process.

** The Balance Carried Forward, which can be positive or negative, is applied to revenue and disbursements during the 2nd half of the State's fiscal year of July 1 to June 30, in accordance with Iowa Code § 533.62(1). The balance carried forward will be applied to revenues received in June 2000.

CREDIT UNION NAME CHANGES DURING 2000

Charter #	City	From	To
445	Fairfield	Louden Depot	Louden Depot Community
77	Des Moines	Proffitt's Inc. Northern	The Cornerstone
447	Des Moines	Tradesmen	Tradesmen Community
430	Des Moines	State Employees Community	Community Choice

CREDIT UNIONS DISSOLVED IN 2000

Charter #	City	Credit Union Name
16	Ames, IA	Ames Postal Employees merged with Ames City Employees
19	Cedar Rapids, IA	CRFD merged with Collins Community
642	Fairfield, IA	Meritor Employees merged with Loudon Depot Community
106	Mason City, IA	Globe Gazette Employees merged with North Iowa Community
10	Sioux City, IA	Sioux City Postal Employees merged with Iowa Postal
297	Keokuk, IA	Hawkeye merged with SECU
N/A	Birmingham, AL	Parisian merged with The Cornerstone

CONSOLIDATED FINANCIAL STATEMENT OF IOWA STATE CHARTERED CREDIT UNIONS

	December 2000	%	\$	December 1999
		Change	Change	
Number of Credit Unions	190			196
Number of Members	813,680	2.3%	18,188	795,492
<u>ASSETS</u>				
Total Loans	2,766,557,936	12.2%	300,900,451	2,465,657,485
Allowance for Loan Loss	22,597,927	3.7%	815,204	21,782,723
Net Loans	2,743,960,009	12.3%	300,085,247	2,443,874,762
Cash	289,458,609	-5.6%	(17,327,106)	306,785,715
Investments	688,197,448	31.6%	165,443,056	522,754,392
Fixed Assets	84,409,515	10.5%	8,034,184	76,375,331
Other Assets	39,363,578	5.3%	1,994,530	37,369,048
Total Assets	3,636,689,802	6.5%	222,899,122	3,413,790,680
<u>LIABILITIES</u>				
Shares	1,197,008,489	-2.8%	(34,346,866)	1,231,355,355
Share Drafts	436,775,778	10.0%	39,632,510	397,143,268
Other Shares & Deposits	1,446,592,209	12.4%	159,894,052	1,286,698,157
Total Savings	3,080,376,476	5.7%	165,179,696	2,915,196,780
Other Liabilities	35,226,661	15.0%	4,593,019	30,633,642
Notes Payable	127,493,817	15.0%	16,639,615	110,854,202
Legal Reserve	134,763,756	12.8%	15,285,384	119,478,372
Other Reserves	94,259,560	2.6%	2,375,743	91,883,817
Undivided Earnings	166,567,418	9.5%	14,486,823	152,080,595
Total Equity	393,592,848	10.2%	36,486,792	357,106,056
TOTAL LIABILITIES AND EQUITY	3,636,689,802	6.5%	222,899,122	3,413,790,680
Total Capital	416,190,775	9.8%	37,301,996	378,888,779

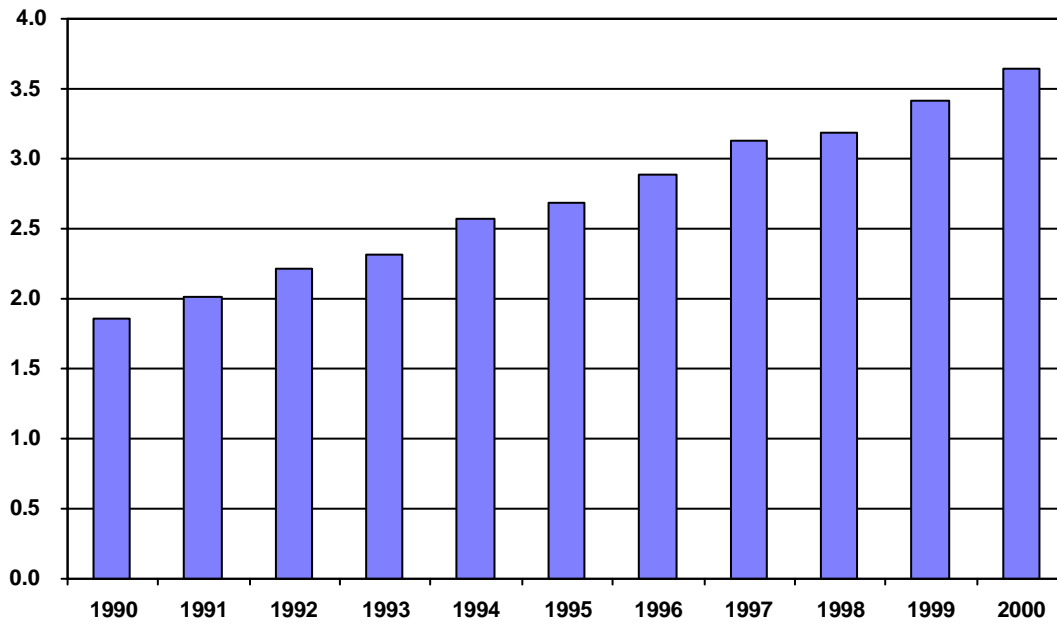
* Corporate Central not included in above figures

CONSOLIDATED INCOME STATEMENT OF IOWA STATE CHARTERED CREDIT UNIONS

	2000	% of Income	1999	% of Income	% Change
INCOME					
Interest on Loans	229,007,568	75.13%	200,199,859	72.15%	14.39%
Less: Interest Refund	108,597	0.04%	187,487	0.07%	-42.08%
Net Interest Income	228,898,971	75.09%	200,012,372	72.08%	14.44%
Income Trading Securities	0	0.00%	(6,797)	0.00%	-100.00%
Invest Income	41,750,279	13.70%	45,419,361	16.37%	-8.08%
Fee Income	23,981,223	7.87%	19,563,542	7.05%	22.58%
Other Operating Income	10,202,944	3.35%	12,498,913	4.50%	-18.37%
TOTAL INCOME	304,833,417	100.00%	277,487,391	100.00%	9.85%
OPERATING EXPENSE					
Compensation & Benefits	66,886,384	21.94%	60,764,379	21.90%	10.07%
Travel & Conference	2,183,145	0.72%	2,088,331	0.75%	4.54%
Office Occupancy	9,528,131	3.13%	8,468,123	3.05%	12.52%
Office Operations	26,262,798	8.62%	24,563,149	8.85%	6.92%
Educational & Promotional	5,580,198	1.83%	5,114,418	1.84%	9.11%
Loan Servicing	7,112,544	2.33%	6,602,534	2.38%	7.72%
Professional Services	15,232,195	5.00%	13,998,031	5.04%	8.82%
Provision for Loan and Lease Loss	8,699,872	2.85%	9,276,828	3.34%	-6.22%
Member Insurance	2,301,347	0.75%	2,520,964	0.91%	-8.71%
Operating Fee	1,137,012	0.37%	1,047,653	0.38%	8.53%
Misc	3,492,345	1.15%	3,297,874	1.19%	5.90%
TOTAL OPERATING EXPENSE	148,415,971	48.69%	137,742,284	49.64%	7.75%
INTEREST EXPENSE					
Dividends on Shares	90,427,543	29.66%	81,613,135	29.41%	10.80%
Interest on Deposits	25,555,018	8.38%	24,347,181	8.77%	4.96%
Interest on Borrowed Funds	8,255,016	2.71%	3,517,994	1.27%	134.65%
TOTAL INTEREST EXPENSE	124,237,577	40.76%	109,478,310	39.45%	13.48%
Gain/(Loss) Fixed Assets	(33,919)	-0.01%	228,291	0.08%	-114.86%
Gain/(Loss) Investments	(276,948)	-0.09%	68,639	0.02%	-503.48%
Non-Operating Income	108,963	0.04%	75,853	0.03%	43.65%
Net Income Before Required Reserve Transfers	31,977,965	10.49%	30,692,584	11.06%	4.19%
Required Reserve Transfer	9,075,819	2.98%	6,838,947	2.46%	32.71%
NET INCOME	22,902,146	7.51%	23,853,637	8.60%	-3.99%

* Corporate Central not included in above figures

ASSET GROWTH



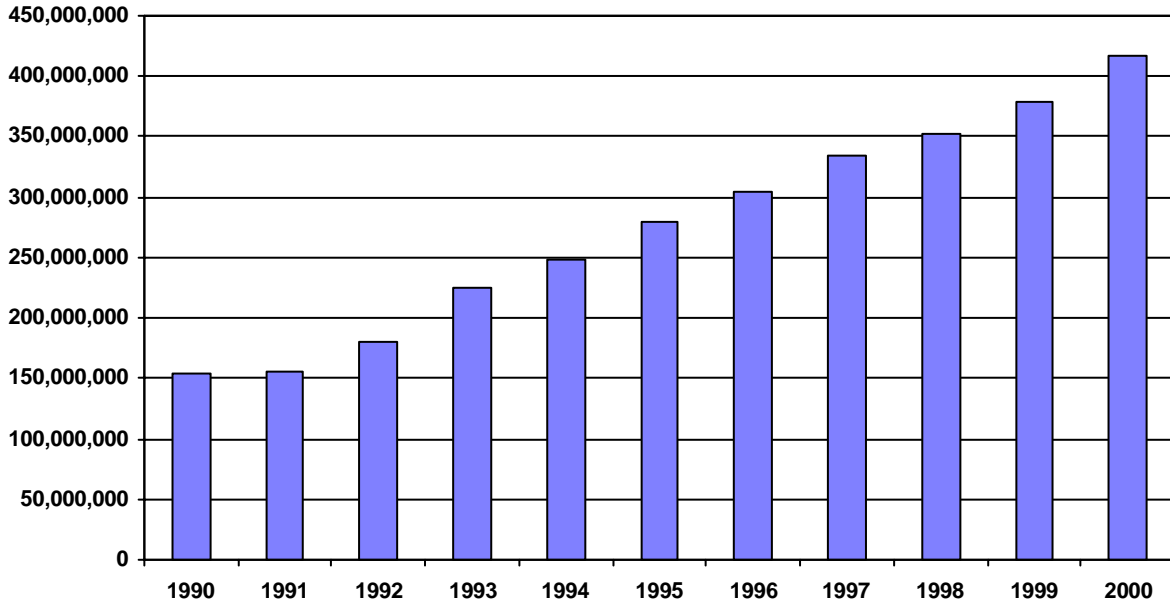
Iowa's 190 state chartered credit unions reported total assets of \$3.636 billion at the close of December 31, 2000. As the graph illustrated, assets in Iowa's state chartered natural person credit unions have grown steadily for eleven years. This indicates that Iowa's credit unions continue to prosper and serve their members.

* Graph does not include the assets of the Iowa League Corporate Central Credit Union.

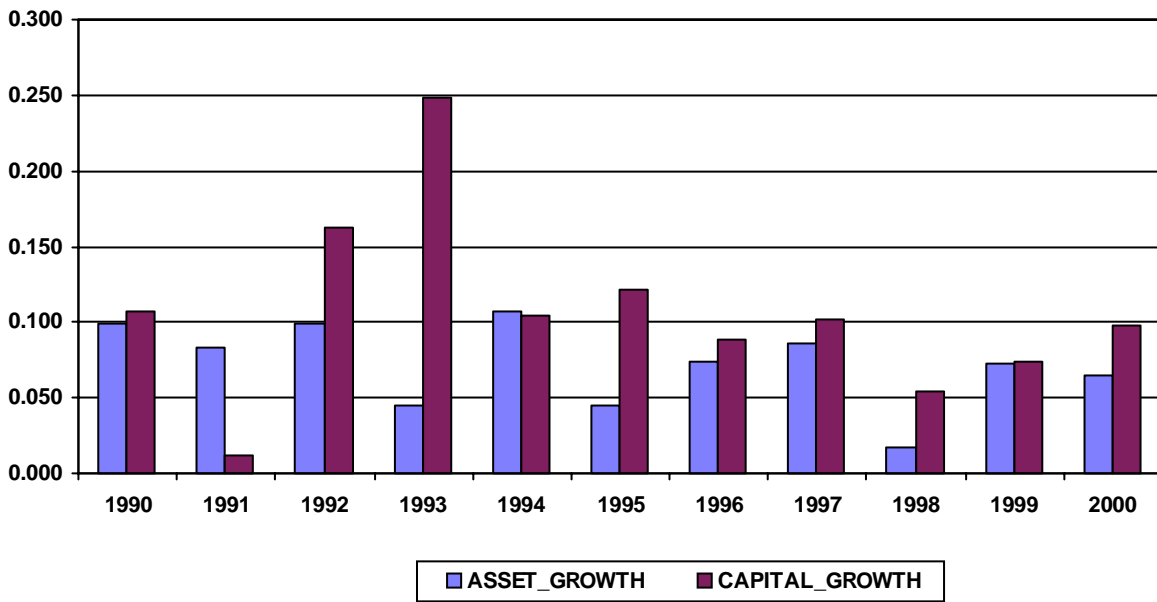
NUMBER OF CREDIT UNIONS

YEAR	1990	1991	1992	1993	1994	1995	1996	1997	1998	1999	2000
Beginning of Year	254	247	241	234	228	220	214	211	207	202	196
Charters Approved	0	0	0	0	0	0	0	0	0	0	0
Charters Cancelled	7	6	7	6	8	6	3	4	5	6	6
Ending of Year	247	241	234	228	220	214	211	207	202	196	190

CAPITAL GROWTH



CAPITAL GROWTH vs. ASSET GROWTH



Iowa Credit Unions

Location, Name of Corporation and Address	Total Assets	Net Loans	Savings/ Deposits	Other Liabilities	Net Capital
Ames					
Ames City Employees 212 E Lincoln Way	17,584,176	13,167,744	14,354,883	96,654	3,132,639
ISU Community 801 Lincoln Way	93,486,864	75,253,761	77,570,447	702,203	15,214,214
Members1st 423 Main Street	18,662,671	12,352,654	15,857,201	657,427	2,148,043
River Valley 2811 E 13th Street	18,974,285	16,156,678	15,942,632	714,064	2,317,589
Ankeny					
Deere Community 1201 S Ankeny Blvd	73,529,395	48,135,280	65,748,562	497,875	7,282,958
Atlantic					
Nishna Valley 200 Maple Street	14,075,982	10,936,196	12,688,346	46,519	1,341,117
Bettendorf					
Alcoa Employees & Community 1710 Grant Street	84,520,140	77,958,220	75,561,328	2,771,089	6,187,723
Boone					
Boone County Community 817 8th Street	6,304,367	5,393,389	5,595,592	45,881	662,894
Buffalo					
Great River Road 111 Oak Street	1,832,535	1,366,010	1,437,716	1,312	393,507
Burlington					
Burlington Municipal Employees 418 Valley Street	1,454,021	1,320,856	1,235,958	36,292	181,771
Casebine 2115 Des Moines Avenue	17,530,902	12,999,826	15,258,064	267,115	2,005,723
Des Moines County Postal 300 N Main Room 217	2,741,563	1,640,211	2,388,248	2,497	350,818
Three I 3001 Sylvania Drive	8,078,661	6,163,743	6,926,390	328,318	823,953
Camanche					
1st Gateway Highway 67 N	26,058,911	21,524,818	22,031,536	1,125,714	2,901,661
International Paper Employees 2000 Harrison Drive	1,009,838	450,621	742,796	23,903	243,139
Cedar Falls					
Cedar Falls Community 123 W 4th Street	36,224,972	31,027,516	33,172,032	210,899	2,842,041
UNI 802 W 29th Street	10,687,790	8,019,323	9,512,794	47,619	1,127,377

Iowa Credit Unions

Location, Name of Corporation and Address	Total Assets	Net Loans	Savings/ Deposits	Other Liabilities	Net Capital
Cedar Falls					
Waterloo Police 715 Mulberry Street, Waterloo	2,431,821	1,378,889	2,116,120	0	315,701
Cedar Rapids					
Best of Iowa Community 4001 River Ridge Drive NE	31,650,030	26,532,879	25,063,216	3,393,587	3,193,227
Cedarapids Employees 1847 E Avenue NE	21,910,523	17,031,770	19,422,680	28,064	2,459,779
Collins Community 1150 42nd Street NE	280,439,963	229,102,155	230,138,100	24,081,547	26,220,316
Community Plus 808 Wilson Avenue SW	14,210,726	12,038,394	12,321,475	410,298	1,478,953
CR Square D 1104 27th Avenue SW	6,924,995	5,709,275	5,966,026	135,718	823,251
Cryovac Employees' 1125 Wilson Avenue SW	1,892,741	1,699,040	1,541,511	7,706	343,524
First Federal Community 425 First Avenue SW	43,648,042	35,445,254	35,932,230	3,113,439	4,602,373
Linn Area 3015 Blairs Ferry Road NE	72,569,762	63,416,318	59,871,913	6,684,025	6,013,824
Metco 115 8th Avenue SW	16,029,353	13,387,348	14,281,280	88,881	1,659,192
Quaker Oats 3535 Center Point Road NE	5,224,862	4,584,695	4,029,059	334,697	861,106
St Ludmila's 2107 J Street SW	508,415	341,091	402,056	19,096	87,263
Teamsters Local #238 5050 J Street SW	4,999,386	4,131,470	4,258,498	15,368	725,520
Centerville					
Industrial Employees 1513 S 18th Street	4,185,921	3,443,367	3,747,671	5,381	432,869
Charles City					
Family Community 1211 N Grand Avenue	12,317,058	9,282,337	10,746,608	40,329	1,530,121
Cherokee					
North Star Community 1030 S Second Street	33,627,979	28,668,142	30,340,833	189,669	3,097,477
Clarinda					
FUSA Hwy 71 & 2 Bypass	88,949	20,354	69,353	176	19,420

Iowa Credit Unions

Location, Name of Corporation and Address	Total Assets	Net Loans	Savings/ Deposits	Other Liabilities	Net Capital
Clinton					
Aegis 1200 North 2nd Street	5,139,670	4,255,430	4,688,818	37,671	413,181
Chemical 3400 Anamosa Road	6,390,116	5,590,295	5,144,807	14,452	1,230,857
Clinco Community 1116 S 14th Street	26,371,013	20,670,082	23,862,618	180,405	2,327,990
Clinton County Postal 380 S 1st Street	870,815	751,588	727,701	2,582	140,532
Dapako 1500 S 14th Street	554,751	441,388	395,961	1,280	157,510
Eagle Rock 2301 S 21st Street	487,274	463,087	403,582	1,756	81,936
Council Bluffs					
Bluffs UP Employees 2825 Avenue G	4,190,047	3,103,296	3,988,243	8,688	193,116
North Western Employees 1411 W Broadway	3,678,769	3,021,217	3,124,757	19,353	534,659
United 1900 W Broadway	6,811,652	4,639,002	6,253,915	9,517	548,220
Davenport					
Alliance 910 W 35th Street	11,296,702	9,521,998	9,912,251	83,476	1,300,975
Communications & Catholic 1007 E Kimberly Road	10,116,683	7,221,785	8,726,110	83,533	1,307,040
Davenport Fire Department 3711 Harrison Street Suite C	8,556,947	7,548,718	7,389,453	543,218	624,276
Davenport Police Department 227 W 4th Street	2,996,913	1,421,538	2,551,463	4,018	441,432
MA Ford Employees 7737 NW Blvd	549,643	408,114	447,760	0	101,883
Ralston and Community	8,045,774	7,014,237	6,930,376	31,984	1,083,414
Rimoda 638 Waverly Road	316,501	187,589	260,011	11,202	45,288
Scott Schools 1416 W 16th Street	8,526,017	7,175,328	7,630,414	252,846	642,757
The Family 1400 Rockingham Road	35,375,208	27,563,194	31,788,278	178,649	3,408,281
Von Maur Employees 6565 Brady Street	445,149	365,421	371,395	4,201	69,553

Iowa Credit Unions

Location, Name of Corporation and Address	Total Assets	Net Loans	Savings/ Deposits	Other Liabilities	Net Capital
Denison					
Consumers 1404 Broadway	3,301,693	2,432,251	2,981,746	16,173	303,774
Heartland 230 North Seventh Street	5,481,164	3,820,030	4,438,692	62,040	980,432
Des Moines					
310 Community 475 NW Hoffman Lane	37,624,052	27,596,848	33,359,005	484,004	3,781,043
A-E Employees 2201 E University Avenue	3,444,236	3,161,244	2,938,649	8,539	497,048
Armstrong Employees - Local 164 600 E 30th Street	4,323,638	3,542,117	3,831,910	90,692	401,036
Blue Plans 601 E Court	6,152,131	4,959,825	4,919,463	92,020	1,140,648
Capitol View 1000 E Grand Avenue	10,663,728	8,346,651	9,367,908	27,428	1,268,392
Community Choice 700 E Lyon Street	115,322,941	87,314,553	99,068,570	6,849,107	9,405,264
Des Moines Fire Department 900 Mulberry Street	6,397,268	4,770,610	5,780,145	52	617,071
Des Moines Mercy 1053 5th Avenue	8,018,449	6,715,095	6,976,839	246,037	795,573
Des Moines Metro 100 University Avenue	26,701,934	19,193,410	22,615,035	359,275	3,727,624
Des Moines Police Officers 100 E 2nd St Suite A	13,812,080	10,097,502	11,329,111	24,327	2,458,642
Des Moines Water Works 2201 Valley Drive	1,163,908	924,892	1,036,090	15,040	112,778
EdCo Community 609 38th Street	28,964,990	17,833,185	23,096,074	234,019	5,634,897
EMC 712 Walnut	3,950,955	2,478,248	3,537,046	6,203	407,706
Equiowa 909 Locust Street	2,330,693	976,840	2,071,037	196	259,460
Federal Employees 210 Walnut (Fed Bldg) Rm 132	10,594,449	7,970,789	9,490,132	37,295	1,067,022
Firestone 2nd Avenue & NW Hoffman Lane	3,022,120	2,045,235	2,439,344	15,212	567,564
Iowa Postal 303 Euclid Avenue	35,107,574	27,097,969	30,567,489	215,118	4,324,967

Iowa Credit Unions

Location, Name of Corporation and Address	Total Assets	Net Loans	Savings/ Deposits	Other Liabilities	Net Capital
Des Moines					
National Travelers Life Employees' 5700 Westown Parkway	225,233	164,049	170,855	1,750	52,628
Polk County 111 Court Avenue - Adm Bldg	2,567,057	2,056,812	1,936,635	4,750	625,672
Register & Tribune Employees 715 Locust St - 2nd Floor	2,829,154	2,296,251	2,483,416	2,145	343,593
The Cornerstone 701 Walnut	9,050,793	7,468,352	7,920,307	26,302	1,104,184
The Principal Employees' 711 High Street	41,844,431	36,355,189	32,909,006	4,662,258	4,273,167
Tradesmen Community 1400 2nd Avenue	16,640,372	12,874,698	14,489,657	624,806	1,525,909
United Methodist Ministers' Service 1212 Pleasant MOB I Ste 106	20,900,711	13,100,633	18,621,523	202,938	2,076,250
USDA 210 Walnut Street Rm 927	3,530,542	2,883,751	3,075,680	-2,936	457,798
Dubuque					
Alliant 160 West Tenth Street	26,875,929	21,916,002	22,062,198	1,826,184	2,987,547
AY McDonald Employees 2400 Kerper Blvd Suite B40	954,856	556,990	845,545	1,092	108,219
Bilt-Well 2400 Kerper Blvd Suite B40	1,257,167	636,892	1,015,869	12,785	228,513
Circle K 2400 Kerper Blvd Suite B40	1,169,190	620,272	961,908	13,273	194,009
Du Trac Community 3465 Asbury Road	189,427,623	119,987,423	161,189,917	2,383,769	25,853,937
Dubuque Postal Employees 12972 N Cascade Road	3,060,502	2,189,673	2,720,208	7,855	332,439
Dubuque Teachers 1890 J F Kennedy Road	6,459,449	3,667,369	5,394,528	22,975	1,041,946
Dupaco Community 3299 Hillcrest Rd	255,012,465	181,950,262	199,983,478	27,842,011	27,186,976
General Drivers 1828 Central Avenue	4,307,609	1,702,782	3,398,992	8,695	899,922
Health Services 250 Mercy Drive	8,154,487	6,631,970	7,381,525	45,190	727,772
Holy Ghost Parish 2890 Central Avenue	12,827,446	1,712,707	11,253,604	174,280	1,399,562

Iowa Credit Unions

Location, Name of Corporation and Address	Total Assets	Net Loans	Savings/ Deposits	Other Liabilities	Net Capital
Dubuque					
Morrison Employees 2400 Kerper Blvd.	1,517,360	584,223	1,151,917	16,814	348,629
Upholsterers 1402 White Street	4,376,917	2,465,639	3,787,503	19,800	569,614
Dyersville					
RACOM Community 1314 9th Street SE	7,012,591	5,407,146	6,172,933	36,802	802,856
Eldora					
ETS W Edgington Avenue	758,538	743,214	651,979	2,659	103,900
Estherville					
Employees 2714 Central Avenue	21,052,221	16,459,992	16,930,586	72,949	4,048,686
Iowa Northland 2 North 2nd Street	6,445,774	3,129,851	5,798,352	32,060	615,362
Fairfield					
Jefferson County Community 2501 W Burlington	5,476,323	3,590,862	4,860,856	36,259	579,208
Louden Depot Community 611 W Broadway Avenue	2,480,620	1,992,764	2,197,513	3,160	279,947
Fonda					
Fonda Community 426 Main Street	35,653	26,243	23,298	0	12,355
Fort Dodge					
Citizens Community 2012 1st Avenue South	40,641,350	33,945,291	33,809,174	1,351,384	5,480,792
Crouse Employees 13 S 3rd Street	1,470,643	1,442,157	1,097,028	140,272	233,343
Fort Dodge Family 215 Central Avenue	5,137,330	4,312,395	4,521,795	8,730	606,805
Frontier 13 S 3rd Street	6,607,373	5,084,384	5,719,883	139,117	748,373
Gas and Electric Employees 13 S 3rd Street	1,176,593	580,142	1,028,910	624	147,059
Postal Employees 13 S 3rd Street	1,598,857	1,221,941	1,391,582	19,304	187,971
Fort Madison					
DuPont Employees 801 35th Street	2,168,642	1,682,776	1,854,050	2,163	312,429
Sheaffer Employees 301 Avenue H	347,139	278,001	273,783	1,064	72,292

Iowa Credit Unions

Location, Name of Corporation and Address	Total Assets	Net Loans	Savings/ Deposits	Other Liabilities	Net Capital
Harlan					
Town and Country 5th and Court Streets	3,245,116	2,194,014	2,846,455	26,355	372,306
Hazleton					
Oelwein-Cresco 1471 Bryantsburg Blvd	942,831	642,285	726,054	1,605	215,172
Humboldt					
Power Co-op Employees 1300 N 13th Street	9,348,173	4,646,484	8,344,046	15,945	988,182
Independence					
MHI-Independence Employees 2277 Iowa Avenue	1,249,210	1,033,386	1,045,069	7,170	196,971
Iowa City					
Federal Employees 601 Highway 6W Rm 3W-08	4,512,338	2,297,759	3,808,645	14,294	689,399
University of Iowa Community 500 Iowa Avenue	234,760,556	197,122,448	174,766,201	41,639,931	18,354,424
Jesup					
St Athanasius 1255 3rd Street	728,891	411,807	590,537	56,301	82,053
Johnston					
Iowa National Guard 7700 NW Beaver Drive Bldg B-75	11,433,925	10,043,063	10,356,162	521,298	556,465
Kellogg					
Mormon Trail 12371 N 39th Avenue E	4,470,147	3,384,937	3,719,897	381,351	368,899
Keokuk					
KAH 1600 Morgan Street	1,599,983	1,283,328	1,245,500	1,109	353,374
KCSE 629 Blondeau Street #200	1,495,587	1,206,379	1,345,628	1,747	148,212
KEM 13 S 5th Street	591,034	489,366	512,248	2,672	76,114
LeeCo 410 Johnson Street	1,278,947	1,140,619	1,095,748	1,493	181,706
MC Employees 3588 Main Street	173,113	139,473	155,774	0	17,339
Midwest Employees 365 Carbide Lane	395,974	238,484	320,062	525	75,387
SECU 3200 Main Street	2,319,007	1,669,192	1,997,087	12,352	309,568
The Hub-Co 310 Bank Street	13,509,549	11,412,993	12,038,139	39,442	1,431,968

Iowa Credit Unions

Location, Name of Corporation and Address	Total Assets	Net Loans	Savings/ Deposits	Other Liabilities	Net Capital
Le Mars					
NW IOWA 1411 Industrial Road SW	16,128,464	14,627,855	13,939,900	83,960	2,104,604
Lehigh					
Lehigh Valley 117 Main Street	2,003,717	1,187,456	1,874,970	-1,620	130,367
Leon					
SCICAP 1403 NW Church Street	1,831,640	994,162	1,649,615	43,564	138,461
Marshalltown					
Central Iowa 910 S 12th Avenue	51,904,432	44,810,433	46,044,440	111,260	5,748,732
Dunham Employees 811 E Main Street	934,989	481,408	712,827	1,016	221,146
Lennox Employees 1004 E Main Street	21,835,150	17,317,208	19,034,293	51,373	2,749,484
Marshall Town & County Employee 24 N Center Street	452,967	358,904	400,520	2,701	49,746
Mason City					
ACE 1028 14th Street SE	3,252,462	1,735,157	2,771,067	1,175	480,220
AMPI 1305 19th Street SW	609,732	377,543	517,527	210	91,995
Armour-NIAD Manufacturers Empl 1525 S Monroe Avenue	17,239,716	14,102,484	14,951,270	49,323	2,239,123
Gas & Electric Employees 22 2nd Street NW	2,881,539	1,870,641	2,212,014	17,708	651,817
Government Employees 12 North Delaware	3,586,715	2,477,236	2,944,238	11,108	631,369
Lehigh Employees 702 N Federal Avenue	6,405,053	5,508,768	5,761,073	9,561	634,419
Mercy-City Family 1341 6th Street SW	12,222,235	9,230,960	10,951,293	22,996	1,247,946
North Iowa Community 640 South Federal Avenue	27,550,742	24,058,154	25,547,228	57,896	1,945,618
Northwestern States Cement Empl 1314 4th Street SW Suite 115	1,089,357	868,860	815,786	1,454	272,117
Middle Amana					
Amana Employees C/O Amana Refrig Inc Hwy 220	7,984,430	7,262,434	7,230,304	68,189	685,937

Iowa Credit Unions

Location, Name of Corporation and Address	Total Assets	Net Loans	Savings/ Deposits	Other Liabilities	Net Capital
Mount Pleasant					
Henry County P.O. Box 28	6,676,026	4,554,956	6,103,491	14,293	558,242
MHI 1200 E Washington Street	675,924	556,516	561,352	7,599	106,973
Muscatine					
Bandag Employees 427 Lake Park Blvd	4,539,906	2,696,130	3,940,578	5,655	593,673
GPC-KFI-VII 1600 Oregon Street	2,651,018	2,117,224	2,071,054	49,626	530,338
Hon Industries 159 Colorado Street	21,770,139	17,514,015	18,943,667	659,027	2,167,445
Newton					
The Verno One Promotion Place	858,498	260,521	574,344	454	283,700
Tri-County 121 W Third Street N	28,043,401	15,398,887	23,925,653	518,815	3,598,933
Ottumwa					
Courier Employees 811 Wildwood Drive	206,348	172,475	185,584	561	20,203
HI-TEC 1111 N Jefferson Street	2,690,599	1,977,263	2,458,544	18,984	213,071
Muni-Employees City Hall 105 E 3rd Street	590,798	337,514	511,021	2,222	77,555
Ottumwa Railroad Employees 1140 Jefferson Square Ste 202	1,718,110	1,234,101	1,243,488	3,558	471,064
Ottumwa School Employees 426 McCarroll Drive	16,983,534	10,209,087	15,130,781	77,483	1,775,270
River Community 644 W 2nd Street	5,614,203	4,362,607	4,970,300	26,696	617,207
Shenandoah					
Eaton Employees 1600 Airport Road	2,321,980	2,092,465	1,985,426	51,614	284,940
Sibley					
Creamery 1020 4th Avenue	1,193,085	818,837	1,093,929	0	99,156
Sioux City					
Midwest Community 2400 4th Street	17,533,613	13,677,198	15,659,051	96,990	1,777,572
Sioux Valley 1120 Sixth Street	20,101,899	8,819,482	16,426,312	248,656	3,426,931

Iowa Credit Unions

Location, Name of Corporation and Address	Total Assets	Net Loans	Savings/ Deposits	Other Liabilities	Net Capital
Sioux City					
Telco Triad Community 1420 Tri View Avenue	45,548,833	31,145,912	37,620,927	1,572,050	6,355,856
The Municipal 103 S Fairmount	6,439,720	5,252,548	5,492,876	272,443	674,401
Spencer					
Eaton Employees 32nd Avenue W	1,691,063	1,664,222	1,434,279	18,956	237,828
Truro					
NGPL Employees 2877 322nd Street	1,941,695	777,346	1,229,831	39,568	672,296
Urbandale					
Midland 2891 106th Street	23,995,992	18,592,291	20,448,925	105,591	3,441,476
Polk County Schools Employees 3810 66th Street	8,437,871	6,339,913	7,734,179	4,033	699,659
Urbandale Municipal Employees 3720 86th Street	922,162	678,554	784,467	0	137,695
Vail					
Vail & Westside Presbyterian Chur 318 Mercer	649,330	247,888	544,041	32,484	72,805
Washington					
George Washington 100 S Iowa Avenue	737,759	666,176	643,892	321	93,546
Waterloo					
Allen Hospital Personnel 1825 Logan Avenue	3,945,563	3,368,468	3,383,834	9,241	552,488
Chicago Central and Commerce 1005 E 4th Street	9,223,911	3,964,831	8,093,588	96,453	1,033,870
Covenant 3421 W 9th Street	3,703,589	2,670,268	3,135,144	14,915	553,530
Heritage 1616 Lafayette Street	12,154,821	9,164,193	10,972,659	83,494	1,098,668
Iowa Community 320 W 2nd Street	38,206,664	32,443,917	34,739,528	120,504	3,346,632
John Deere Community 1827 Ansborough Avenue	580,697,439	408,009,115	506,522,636	17,469,227	56,705,576
Midwest Federal Employees 300 Sycamore Street	5,938,192	3,283,046	5,117,096	15,740	805,356
Midwest Utilities 1601 University Avenue	2,854,658	2,365,543	2,586,771	7,841	260,046

Iowa Credit Unions

Location, Name of Corporation and Address	Total Assets	Net Loans	Savings/ Deposits	Other Liabilities	Net Capital
Waterloo					
Public Employees 624 Franklin Street	16,018,312	11,903,572	13,963,500	37,370	2,017,442
Swiss Valley Farms 316 W 3rd Street	724,063	262,666	605,044	1,693	117,326
Warren 2209 Falls Avenue	4,438,711	3,611,482	3,679,612	8,697	750,402
Waterloo Firemen's 425 E 3rd Street	1,504,605	1,200,802	1,280,064	0	224,541
Waukon					
Lutheran 34 W Main Street	1,962,709	1,232,606	1,612,405	89,643	260,661
Waverly					
Bantam Employees 106 12th Street SE	2,520,476	1,614,874	1,688,059	3,297	829,120
Webster City					
Peoples 310 First Street	9,806,632	8,234,433	7,598,997	58,149	2,149,486
Webster City Municipal 535 2nd Street	390,408	342,969	262,465	2	127,941
West Burlington					
River Bend 801 W Burlington Avenue	3,957,617	2,426,386	3,516,644	10,143	430,830
Zephyr 207 Broadway Street	1,453,965	1,296,797	1,068,761	228,321	156,883
West Des Moines					
Financial Plus 1831 25th Street	49,934,838	32,963,332	44,522,244	437,875	4,974,719
First Iowa Community 2051 Westown Parkway	10,783,746	8,177,418	9,930,129	86,190	767,427
GuideOne 1111 Ashworth Road	3,638,284	3,024,643	2,988,848	140,003	509,433
ISEA 909 9th Street	10,415,186	9,169,517	9,317,494	350,284	747,408

ASSET RANKING OF IOWA STATE CHARTERED CREDIT UNIONS 2000

Name	Assets	Name	Assets
1 John Deere Community	580,697,439	52 The Hub-Co	13,509,549
2 Collins Community	280,439,963	53 Holy Ghost Parish	12,827,446
3 Dupaco Community	255,012,465	54 Family Community	12,317,058
4 University of Iowa Community	234,760,556	55 Mercy-City Family	12,222,235
5 Du Trac Community	189,427,623	56 Heritage*	12,154,821
6 Community Choice	115,322,941	57 Iowa National Guard	11,433,925
7 ISU Community	93,486,864	58 Alliance	11,296,702
8 Alcoa Employees & Community	84,520,140	59 First Iowa Community	10,783,746
9 Deere Community	73,529,395	60 UNI	10,687,790
10 Linn Area	72,569,762	61 Capitol View	10,663,728
11 Central Iowa	51,904,432	62 Federal Employees	10,594,449
12 Financial Plus	49,934,838	63 ISEA	10,415,186
13 Telco Triad Community	45,548,833	64 Communications & Catholic	10,116,683
14 First Federal Community	43,648,042	65 Peoples	9,806,632
15 The Principal Employees'	41,844,431	66 Power Co-op Employees	9,348,173
16 Citizens Community	40,641,350	67 Chicago Central and Commerce	9,223,911
17 Iowa Community	38,206,664	68 The Cornerstone	9,050,793
18 310 Community	37,624,052	69 Davenport Fire Department	8,556,947
19 Cedar Falls Community	36,224,972	70 Scott Schools	8,526,017
20 The Family	35,375,208	71 Polk County Schools Employees	8,437,871
21 Iowa Postal	35,107,574	72 Health Services	8,154,487
22 North Star Community	33,627,979	73 Three I	8,078,661
23 Best of Iowa Community	31,650,030	74 Ralston and Community	8,045,774
24 EdCo Community	28,964,990	75 Des Moines Mercy	8,018,449
25 Tri-County	28,043,401	76 Amana Employees	7,984,430
26 North Iowa Community	27,550,742	77 RACOM Community	7,012,591
27 Alliant	26,875,929	78 CR Square D	6,924,995
28 Des Moines Metro	26,701,934	79 United	6,811,652
29 Clinco Community	26,371,013	80 Henry County	6,676,026
30 1st Gateway	26,058,911	81 Frontier	6,607,373
31 Midland	23,995,992	82 Dubuque Teachers	6,459,449
32 Cedarapids Employees	21,910,523	83 Iowa Northland	6,445,774
33 Lennox Employees	21,835,150	84 The Municipal	6,439,720
34 Hon Industries	21,770,139	85 Lehigh Employees	6,405,053
35 Employees	21,052,221	86 Des Moines Fire Department	6,397,268
36 United Methodist Ministers' Service	20,900,711	87 Chemical	6,390,116
37 Sioux Valley	20,101,899	88 Boone County Community*	6,304,367
38 River Valley	18,974,285	89 Blue Plans	6,152,131
39 Members1st	18,662,671	90 Midwest Federal Employees	5,938,192
40 Ames City Employees	17,584,176	91 River Community	5,614,203
41 Midwest Community	17,533,613	92 Heartland	5,481,164
42 Casebine	17,530,902	93 Jefferson County Community	5,476,323
43 Armour-NIAD Manufacturers Employees	17,239,716	94 Quaker Oats	5,224,862
44 Ottumwa School Employees	16,983,534	95 Aegis	5,139,670
45 Tradesmen Community	16,640,372	96 Fort Dodge Family	5,137,330
46 NW IOWA	16,128,464	97 Teamsters Local #238	4,999,386
47 Metco	16,029,353	98 Bandag Employees	4,539,906
48 Public Employees	16,018,312	99 Federal Employees	4,512,338
49 Community Plus	14,210,726	100 Mormon Trail	4,470,147
50 Nishna Valley	14,075,982	101 Warren	4,438,711
51 Des Moines Police Officers	13,812,080	102 Upholsterers	4,376,917

ASSET RANKING OF IOWA STATE CHARTERED CREDIT UNIONS 2000

Name	Assets		
103 Armstrong Employees - Local 164	4,323,638	154 MHI-Independence Employees	1,249,210
104 General Drivers	4,307,609	155 Creamery	1,193,085
105 Bluffs UP Employees	4,190,047	156 Gas and Electric Employees	1,176,593
106 Industrial Employees	4,185,921	157 Circle K	1,169,190
107 River Bend	3,957,617	158 Des Moines Water Works	1,163,908
108 EMC	3,950,955	159 Northwestern States Cement Employee'	1,089,357
109 Allen Hospital Personnel	3,945,563	160 International Paper Employees	1,009,838
110 Covenant	3,703,589	161 AY McDonald Employees	954,856
111 North Western Employees	3,678,769	162 Oelwein-Cresco	942,831
112 GuideOne	3,638,284	163 Dunham Employees	934,989
113 Government Employees	3,586,715	164 Urbandale Municipal Employees	922,162
114 USDA	3,530,542	165 Clinton County Postal	870,815
115 A-E Employees	3,444,236	166 The Verno	858,498
116 Consumers	3,301,693	167 ETS	758,538
117 ACE	3,252,462	168 George Washington	737,759
118 Town and Country	3,245,116	169 St Athanasius	728,891
119 Dubuque Postal Employees	3,060,502	170 Swiss Valley Farms	724,063
120 Firestone	3,022,120	171 MHI	675,924
121 Davenport Police Department	2,996,913	172 Vail & Westside Presbyterian Church	649,330
122 Gas & Electric Employees	2,881,539	173 AMPI	609,732
123 Midwest Utilities	2,854,658	174 KEM	591,034
124 Register & Tribune Employees	2,829,154	175 Muni-Employees	590,798
125 Des Moines County Postal	2,741,563	176 Dapako	554,751
126 HI-TEC	2,690,599	177 MA Ford Employees	549,643
127 GPC-KFI-VII	2,651,018	178 St Ludmila's	508,415
128 Polk County	2,567,057	179 Eagle Rock	487,274
129 Bantam Employees	2,520,476	180 Marshall Town & County Employees	452,967
130 Loudon Depot Community	2,480,620	181 Von Maur Employees	445,149
131 Waterloo Police	2,431,821	182 Midwest Employees	395,974
132 Equiowa	2,330,693	183 Webster City Municipal	390,408
133 Eaton Employees	2,321,980	184 Sheaffer Employees	347,139
134 SECU	2,319,007	185 Rimoda	316,501
135 DuPont Employees	2,168,642	186 National Travelers Life Employees'	225,233
136 Lehigh Valley*	2,003,717	187 Courier Employees	206,348
137 Lutheran	1,962,709	188 MC Employees	173,113
138 NGPL Employees	1,941,695	189 FUSA	88,949
139 Cryovac Employees'	1,892,741	190 Fonda Community	35,653
140 Great River Road	1,832,535		
141 SCICAP*	1,831,640		
142 Ottumwa Railroad Employees	1,718,110		
143 Eaton Employees	1,691,063		
144 KAH	1,599,983		
145 Postal Employees	1,598,857		
146 Morrison Employees	1,517,360		
147 Waterloo Firemen's	1,504,605		
148 KCSE	1,495,587		
149 Crouse Employees	1,470,643		
150 Burlington Municipal Employees	1,454,021		
151 Zephyr	1,453,965		
152 LeeCo**	1,278,947		
153 Bilt-Well	1,257,167		

Iowa League Corporate Central

276,602,606

* Denotes those credit unions designated as low income credit unions by the National credit Union Administration

**Designated as serving predominantly low-income members pursuant to section 533.4,section 1