

---

**2005**  
**ANNUAL REPORT**  
**of the**  
**SUPERINTENDENT**

---

Credit Union Division  
Department of Commerce  
State of Iowa

Published by  
The State of Iowa



THOMAS J. VILSACK, GOVERNOR  
SALLY J. PEDERSON, LT. GOVERNOR

IOWA DEPARTMENT OF COMMERCE  
DIVISION OF CREDIT UNIONS  
**JAMES E. FORNEY**  
SUPERINTENDENT

March 15, 2006

**THE HONORABLE THOMAS J. VILSACK**

Governor of Iowa  
State Capitol  
Des Moines, Iowa 50319

Governor Vilsack:


In accordance with Iowa Code section 533.61, it is my privilege to submit to you the annual report on the condition of Iowa's credit unions. The information contained in the 2005 Iowa Annual Report of the Superintendent is compiled from year-end call reports filed with this office and with the National Credit Union Administration, the federal deposit insurer for credit unions. The statement of condition of Iowa's credit unions, included within this Report, represents the 151 state-chartered and 1 federally-chartered credit unions whose principle place of business is located in this state.

Continuing previous years trends, the financial stability of Iowa's credit unions remains strong and demonstrates that credit unions are favorably positioned to serve the financial needs of the citizens of this state. Iowa credit unions net worth remains strong, increasing to nearly \$590 million which represents an 11.17% net worth to total assets ratio. This ratio is an important indicator of the credit unions preparedness to meet and withstand the financial challenges of today and into the foreseeable future.

The Report also shows credit unions have responded well in meeting the borrowing and savings needs of their member-owners. Despite minimal asset growth in 2005, loan growth was almost 8%, resulting in an exceptional loan-to-share ratio of 82.28 percent. Total income for the year increased nearly \$27 million. Although operating expenses increased by over \$17½ million, the return to members in the form of dividends and interest on savings and deposits remained strong and increased nearly \$14 million over 2004, representing a return of close to 25% of total income to the members as payment on their savings and deposits. These figures indicate that Iowa credit unions are continuing to contribute to the financial well being of their members and improving the economy of their communities.

It remains the policy of the Credit Union Division to perform its regulatory and supervisory responsibilities in a diligent manner, while maintaining a responsive attitude to the needs of Iowa's credit unions and the citizens of this state.

Respectfully submitted,



James E. Forney  
Superintendent of Credit Unions

EAST GRAND OFFICE PARK  
200 EAST GRAND, SUITE 370 ■ DES MOINES, IOWA 50309-1827 ■ (515) 281-6514 ■ facsimile (515) 281-7595  
<http://www.iowadcu.com>

Visit [www.resultsiowa.org](http://www.resultsiowa.org) to see what state government is accomplishing for Iowans.

## Table of Contents

### General Information

Letter of Transmittal, Superintendent of Credit Unions	1
Table of Contents	2
Credit Union Review Board Members	3
Credit Union Division Staff	3
Revenue and Disbursements	4

### Credit Union Changes

2005 Name Changes	5
2005 Charters Dissolved	5

### Consolidated Financial Statements

Consolidated Statement of Financial Condition	7
Consolidated Statement of Income	8

### Summary of Key Information

Asset Growth Graph	9
History of the Number of State Chartered Credit Unions	9
Net Worth Graph	10
Asset Growth vs. Net Worth Growth	10

### Credit Union Statistics

Iowa Credit Unions	11
Asset Ranking of Iowa State Chartered Credit Unions	20

## CREDIT UNION REVIEW BOARD GUBERNATORIAL APPOINTEES

<b>Board Members</b>	<b>City</b>	<b>Term Ending</b>
Don E. Gettings**	Ottumwa	04/30/08
Barbara Oliver-Hall**	Des Moines	04/30/08
Paul L. Becker	Fort Dodge	04/30/07
Becky Hansen	DeWitt	04/30/07
Michael Harvey	Waterloo	04/30/06
Melanie Hass##	Manchester	04/30/06
Roger Reiser*	Des Moines	04/30/06

\* Chairperson

\*\* Public Member

## CREDIT UNION DIVISION STAFF

James E. Forney	Superintendent
Rebecca L. Vacco	Executive Officer
Sara K. Larkin	Secretary
Bradley J. Huyser	Senior Information Technology Specialist
Amanda S. Swangel	Information Technology Specialist
Ann E. Mulcahy	Credit Union Examiner Supervisor
Allen M. Benson	Senior Credit Union Examiner
Darrell J. Busch	Senior Credit Union Examiner
Jami M. Weems	Senior Credit Union Examiner
Justin M. Dunn	Credit Union Examiner
Kevin P. Gorman	Credit Union Examiner
Christopher M. Kumpf	Credit Union Examiner
Terese E. Ott	Credit Union Examiner
Craig E. Stewart	Credit Union Examiner
Angel Wallis	Credit Union Examiner
Krystal S. Wilson	Credit Union Examiner

**CREDIT UNION DIVISION  
REVENUE AND DISBURSEMENTS  
1/1/05 THROUGH 12/31/05**

REVENUE

Supervision Fees	1,285,299
Other	<u>2,571</u>
Total Revenue	1,287,711

DISBURSEMENT

Salaries	869,669
FICA, IPERS, INS.	<u>239,207</u>
SUB TOTAL	1,108,736

Travel:

Board	561
Administration	7,813
Examination	<u>67,146</u>
SUB TOTAL	75,520

Office:

Supplies	3,747
Postage	1,530
Telephone	13,060
Building Rent	42,687
Equipment Repair & Maintenance	1,788
Equipment Purchases	<u>22,146</u>
SUB TOTAL	84,958

Other:

Reimburse Attorney General	22,115
Reimbursement to Other Agencies	33,953
Outside Services	15,227
NASCUS	10,602
Indirect Cost Expense	<u>3,023</u>
SUB TOTAL	84,920

TOTAL EXPENSES 1,354,134

Balance Carried Forward\* (66,423)

\*The balance carried forward, which can be positive or negative, is applied to revenue and disbursements during the State's fiscal year of July 1 to June 30, in accordance with Iowa Code § 533.62(1). The fees for a fiscal year are based upon the actual operating costs of the Credit Union Division for that fiscal year.

## CREDIT UNION NAME CHANGES DURING 2005

Charter #	City	From	To
469	Des Moines	United Methodist Ministers' Service	United Service
801	Clive	Iowa League Corporate Central	Iowa Corporate Central

## CREDIT UNIONS DISSOLVED IN 2005

Charter #	City	Credit Union Name
118	Fort Dodge, IA	Gas and Electric Employees merged with Frontier
121	Des Moines, IA	Equiowa merged with Premier
241	Cedar Rapids, IA	Cedar Rapids Community merged with Community 1st
303	Keokuk, IA	Midwest Employees merged with KEM
348	Cedar Rapids, IA	Community Plus merged with Dupaco Community
363	Dubuque, IA	Upholsterers merged with Alliant
491	Vail, IA	Vail & Westside Presbyterian Church merged with Greater Iowa
529	Decorah, IA	Northeast Iowa Community merged with Advantage
577	Waterloo, IA	Covenant merged with Iowa Community
633	Estherville, IA	Iowa Northland merged with Citizens Community
634	Fairfield, IA	Jefferson County Community merged with Community 1st
668	Washington, IA	George Washington merged with Community 1st

668

Washington, IA

George Washington  
merged with John Deere Community Federated

Atlantic, IA

Bluegrass Federal  
merged with Nishna Valley

# CONSOLIDATED FINANCIAL STATEMENT OF IOWA STATE CHARTERED CREDIT UNIONS

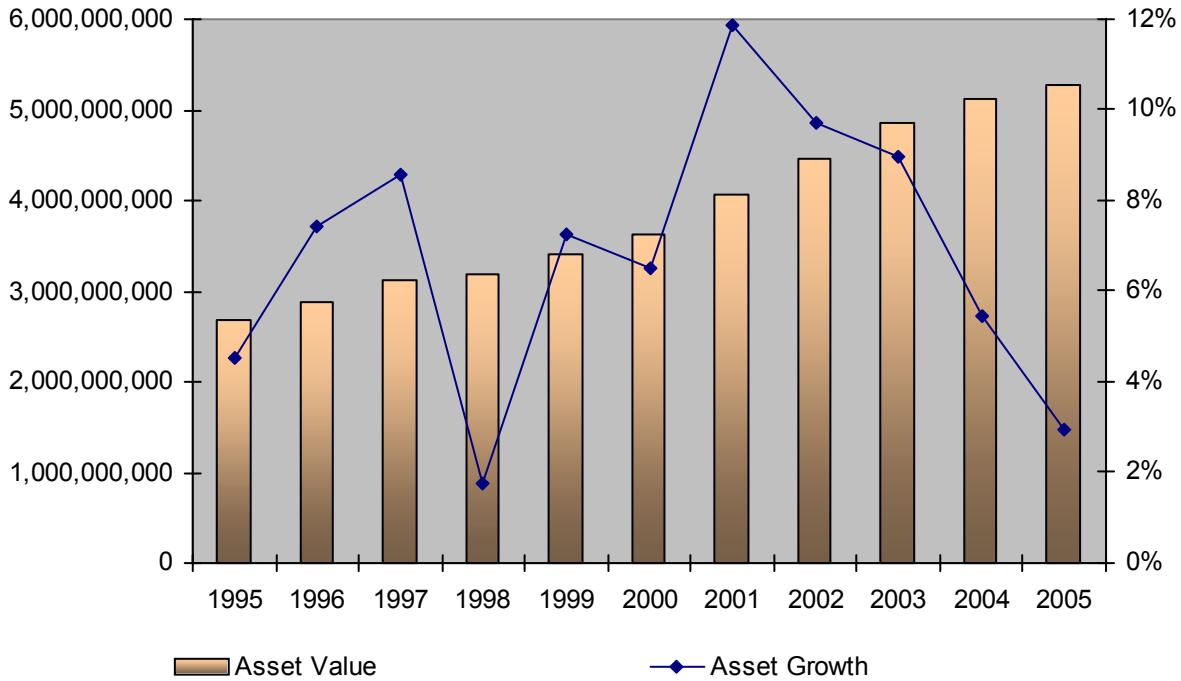
	December 2005	%	# / \$ Change	December 2004
Number of Credit Unions	150		13	163
Number of Members	853,778	0.7%	6,124	847,654
<b><u>ASSETS</u></b>				
Total Loans	3,916,045,446	7.7%	281,001,448	3,635,043,998
Allow ance for Loan Loss	31,154,363	15.1%	4,096,069	27,058,294
Net Loans	3,884,891,083	7.7%	276,905,379	3,607,985,704
Loans Held for Sale	7,658,018	-11.8%	(1,027,101)	8,685,119
Cash	332,606,205	-10.1%	(37,537,361)	370,143,566
Investments	814,440,983	-11.4%	(105,075,000)	919,515,983
Fixed Assets	139,673,826	4.3%	5,777,114	133,896,712
Other Assets	60,010,358	26.9%	12,732,790	47,277,568
Insurance Fund Deposit	41,487,612	0.7%	298,433	41,189,179
<b>Total Assets</b>	<b>5,280,768,085</b>	<b>3.0%</b>	<b>152,074,254</b>	<b>5,128,693,831</b>
<b><u>LIABILITIES</u></b>				
Shares	1,632,288,531	-7.7%	(137,052,368)	1,769,340,899
Share Drafts	654,372,727	8.3%	50,291,612	604,081,115
Other Shares & Deposits	2,174,456,410	8.1%	162,476,326	2,011,980,084
Total Savings	4,461,117,668	1.7%	75,715,570	4,385,402,098
Other Liabilities	49,498,378	16.9%	7,159,084	42,339,294
Notes Payable	180,491,395	28.5%	40,009,146	140,482,249
Legal Reserve	196,105,578	7.0%	12,857,841	183,247,737
Other Reserves	122,599,304	2.4%	2,908,767	119,690,537
Undivided Earnings	276,971,164	6.6%	17,200,958	259,770,206
Unrealized gains/losses	(6,023,783)	169.1%	(3,785,493)	(2,238,290)
Other Equity	8,381	169.1%	8,381	0
Total Equity	589,660,644	5.2%	29,190,454	560,470,190
<b>TOTAL LIABILITIES</b>	<b>5,280,768,085</b>	<b>3.0%</b>	<b>152,074,254</b>	<b>5,128,693,831</b>
Total Capital	620,815,007	5.7%	33,286,523	587,528,484



# CONSOLIDATED INCOME STATEMENT OF IOWA STATE CHARTERED CREDIT UNIONS

	2005	% of Income	2004	% of Income	% Change
<b>INCOME</b>					
Interest on Loans	234,224,725	69.28%	219,425,751	70.47%	6.74%
Less: Interest Refund	55,494	0.02%	221,171	0.07%	-74.91%
Net Interest Income	234,169,231	69.27%	219,204,580	70.40%	6.83%
Income Trading Securities	0	0.00%	0	0.00%	6.83%
Invest Income	36,021,043	10.66%	32,177,019	10.33%	11.95%
Fee Income	45,071,371	13.33%	38,969,953	12.52%	15.66%
Other Operating Income	22,799,638	6.74%	21,021,832	6.75%	8.46%
<b>TOTAL INCOME</b>	<b>338,061,283</b>	<b>100.00%</b>	<b>311,373,384</b>	<b>100.00%</b>	<b>8.57%</b>
<b>OPERATING EXPENSE</b>					
Compensation & Benefits	100,563,033	29.75%	95,839,480	30.78%	4.93%
Travel & Conference	2,775,427	0.82%	2,628,726	0.84%	5.58%
Office Occupancy	14,811,667	4.38%	13,843,264	4.45%	7.00%
Office Operations	37,416,481	11.07%	34,518,672	11.09%	8.39%
Educational & Promotional	8,454,108	2.50%	7,794,218	2.50%	8.47%
Loan Servicing	10,542,577	3.12%	9,410,614	3.02%	12.03%
Professional Services	18,805,961	5.56%	18,180,029	5.84%	3.44%
Provision for Loan and Lease Loss	23,399,968	6.92%	17,264,694	5.54%	35.54%
Member Insurance	1,747,670	0.52%	1,843,072	0.59%	-5.18%
Operating Fee	1,346,438	0.40%	1,368,923	0.44%	-1.64%
Misc	4,165,013	1.23%	3,846,182	1.24%	8.29%
<b>TOTAL OPERATING EXPENSE</b>	<b>224,028,343</b>	<b>66.27%</b>	<b>206,537,874</b>	<b>66.33%</b>	<b>8.47%</b>
<b>INTEREST EXPENSE</b>					
Dividends on Shares	53,662,457	15.87%	44,758,351	14.37%	19.89%
Interest on Deposits	19,590,937	5.80%	16,362,952	5.26%	19.73%
Interest on Borrowed Funds	7,679,203	2.27%	5,990,416	1.92%	28.19%
<b>TOTAL INTEREST EXPENSE</b>	<b>80,932,597</b>	<b>23.94%</b>	<b>67,111,719</b>	<b>21.55%</b>	<b>20.59%</b>
Gain/(Loss) Fixed Assets	(544,543)	-0.16%	362,323	0.12%	-250.29%
Gain/(Loss) Investments	(179,156)	-0.05%	(239,819)	-0.08%	-25.30%
Non-Operating Income	1,577,262	0.47%	324,297	0.10%	386.36%
Net Income Before Required Reserve Transfers	33,953,906	10.04%	38,170,592	12.26%	-11.05%
Required Reserve Transfer	10,119,037	2.99%	10,304,417	3.31%	-1.80%
<b>NET INCOME</b>	<b>23,834,869</b>	<b>7.05%</b>	<b>27,866,175</b>	<b>8.95%</b>	<b>-14.47%</b>

## Asset Growth



Iowa's 150 state chartered credit unions reported total assets of \$5.281 billion at the close of December 31, 2005. As the graph illustrated, assets in Iowa's state chartered natural person credit unions have grown steadily for eleven years. This indicates that Iowa's credit unions continue to prosper and serve their members.

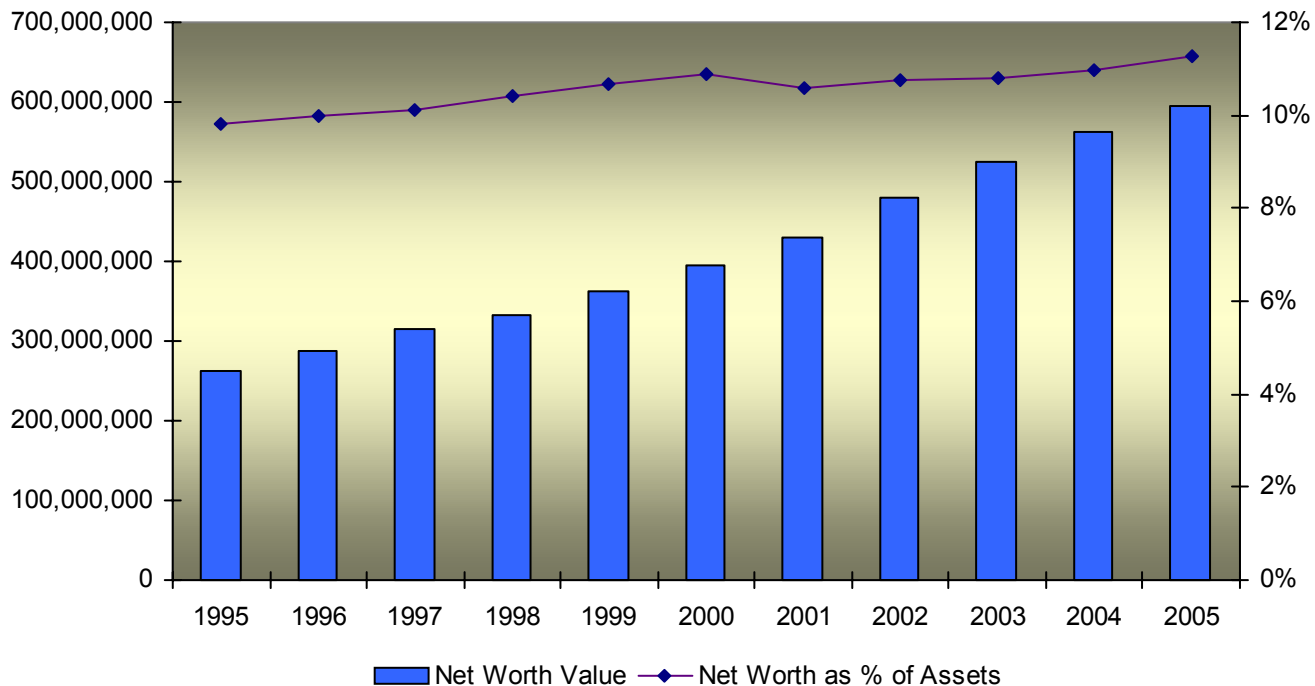
*\* Graph does not include the assets of the Iowa League Corporate Central Credit Union.*

### NUMBER OF CREDIT UNIONS

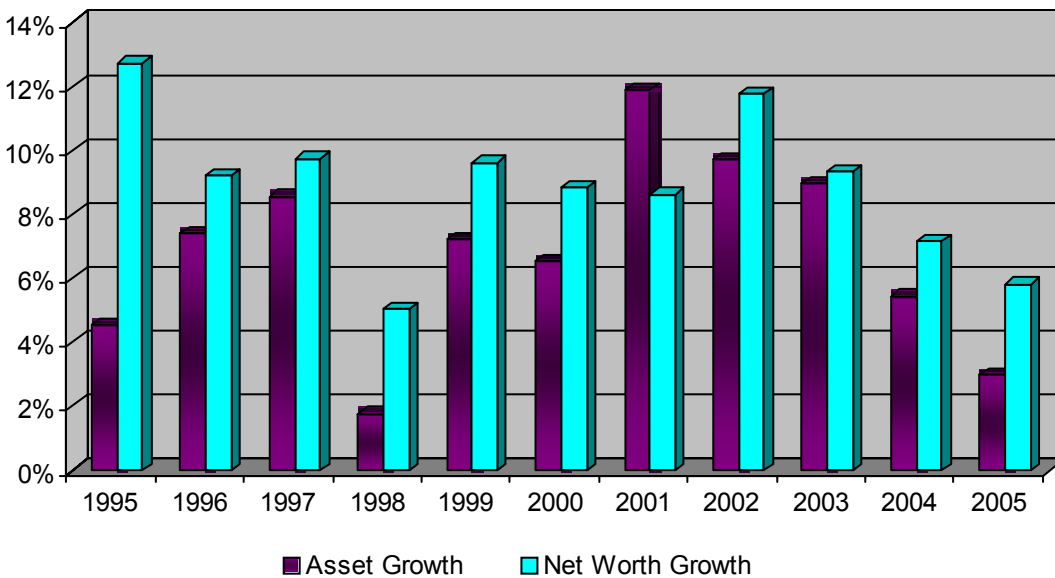
YEAR	1995	1996	1997	1998	1999	2000	2001	2002	2003	2004	2005
Beginning of Year	220	214	211	207	202	196	190	182	176	168	163
Charters Approved	0	0	0	0	0	0	0	1	0	0	0
Charters Cancelled	6	3	4	5	6	6	8	7	8	5	13
Ending of Year	214	211	207	202	196	190	182	176	168	163	150

*\* Chart does not include the Iowa League Corporate Central Credit Union.*

### Net Worth



### Net Worth Growth vs. Asset Growth



# Iowa Credit Unions

Location, Name of Corporation and Address	Total Assets	Net Loans	Savings/ Deposits	Other Liabilities	Net Worth
<b>Ames</b>					
Ames City Employees 212 E Lincoln Way	25409232	11646053	20610727	122512	4675993
Greater Iowa 801 Lincoln Way	194463944	143248744	143943713	28275634	22244597
River Valley 2811 E 13th Street	27950810	20713421	24011129	590094	3349587
<b>Atlantic</b>					
Nishna Valley 200 Maple Street	16527426	9147959	15158053	32773	1336600
<b>Bettendorf</b>					
Alcoa Employees & Community 1710 Grant Street	146862894	124030234	117119090	17980259	11763545
<b>Buffalo</b>					
Great River Road 111 Oak Street	2036160	1160655	1597124	1949	437087
<b>Burlington</b>					
Burlington Municipal Employees 418 Valley Street	2539598	2134476	2212390	37172	290036
Casebine 2115 Des Moines Avenue	23242514	14372207	19352089	228107	3662318
Des Moines County Postal 300 N Main Room 217	2650612	1567787	2200510	1708	448394
Three I 3001 Sylvania Drive	7992534	3993327	6919689	33525	1039320
<b>Camanche</b>					
1st Gateway Highway 67 N	45860286	38527063	38702283	2647850	4510153
<b>Cedar Falls</b>					
Cedar Falls Community 123 W 4th Street	48383051	38634367	42359262	268418	5755371
Iowa Community 3301 Cedar Heights Drive	51401764	39572704	40688573	439954	5273237
Swiss Valley Farms 123 4th Street	639952	191173	513431	2728	123793
UNI 802 W 29th Street	13344786	9859575	11501365	42638	1800783
Waterloo Police 1311 Orchard Drive	2377316	1668827	2017154	0	360162
<b>Cedar Rapids</b>					
Collins Community 1150 42nd Street NE	370401297	295228483	324829439	4541392	41030466

# Iowa Credit Unions

Location, Name of Corporation and Address	Total Assets	Net Loans	Savings/ Deposits	Other Liabilities	Net Worth
<b>Cedar Rapids</b>					
Cryovac Employees' 1125 Wilson Avenue SW	2401931	2136677	1880077	8133	513721
First Federal Credit Union 425 1st Avenue SW	74247606	61606638	52524316	13616728	8106562
Linn Area 3015 Blairs Ferry Road NE	133998281	107255244	106636171	14676021	12686089
Metco 115 8th Avenue SW	16150483	11653927	14062168	99432	1988883
Quaker Oats 3535 Center Point Road NE	6500172	4375263	5295813	47498	1156861
St Ludmila's 2107 J Street SW	574384	286001	463707	9320	101357
Teamsters Local #238 5050 J Street SW	6058925	4557636	5122157	7634	929134
<b>Centerville</b>					
Industrial Employees 1513 S 18th Street	5387275	4420942	4581214	11842	794219
<b>Charles City</b>					
Family Community 1211 N Grand Avenue	14139804	8533380	12378477	39612	1721715
<b>Cherokee</b>					
North Star Community 1030 S Second Street	44459841	33582038	39876137	157365	4426339
<b>Clinton</b>					
Aegis 1200 North 2nd Street	7924821	6412539	6879848	40762	883212
Chemical 3400 Anamosa Road	8478104	6996909	6908194	16618	1553292
Clinco Community 1116 S 14th Street 380 S 1st Street	35690919	24340969	31691315	216796	3782808
Clinton County Postal 380 S1st Street 1500 S 14th Street	1036886	761912	867358	3141	78392
Dapako 1500 S 14th Street 2301 S 21st Street	478964	449533	298513	2059	78392
Eagel Rock 2301 S 21st Street 1116 S 14th Street	1419526	1334418	1057436	205372	156718
<b>Clive</b>					
Iowa Corporate Central 1500 NW 118th Street	284982263	8997722	223733689	45304120	15944454

# Iowa Credit Unions

Location, Name of Corporation and Address	Total Assets	Net Loans	Savings/ Deposits	Other Liabilities	Net Worth
<b>Council Bluffs</b>					
North Western Employees 1411 W Broadway	4607838	3358937	3755241	19684	832913
United 1900 W Broadway	8891209	4847237	7954450	10928	925831
<b>Cresco</b>					
Oelwein-Cresco 712 2nd Ave SE, Suite C	807509	458074	587916	675	218918
<b>Davenport</b>					
Communications & Catholic 709 E. 46th Street	13761327	10947952	11929375	61860	1770092
Davenport Fire Department 2238 Jersey Ridge Rd.	8334255	6420727	7221445	-20085	747181
Davenport Police Department 227 W 4th Street	2621716	1234493	2120261	5441	496014
MA Ford Employees 7737 NW Blvd	747207	488851	616535	0	130672
Rimoda 638 Waverly Road	361222	181881	302198	9234	49790
River City Community 902 West Kimberly Rd., #29	11391892	9703696	9954147	284893	1152852
Scott Schools 122 E 15th Street	9161915	7097869	8335115	16315	810079
The Family 1530 W 53rd Street	62948586	41569296	55370264	311860	7266462
Von Maur Employees 6565 Brady Street	435036	313881	364849	1206	68981
<b>Denison</b>					
Consumers 1404 Broadway	4097863	2828175	3566363	36156	495344
<b>Des Moines</b>					
310 Community 475 NW Hoffman Lane	48160265	31969651	42965307	669154	4525804
A-E Employees 2201 E University Avenue	2857448	2400041	2312832	12400	532216
Blue Plans 601 E Court	7143263	4958705	5906400	20544	1216319
Capitol View 1000 E Grand Avenue	17038602	12301578	14835111	14681	2188810
Des Moines Fire Department 900 Mulberry Street	6441227	3670254	5644408	0	796819

# Iowa Credit Unions

Location, Name of Corporation and Address	Total Assets	Net Loans	Savings/ Deposits	Other Liabilities	Net Worth
<b>Des Moines</b>					
Des Moines Mercy 411 Laurel, Suite 2280	12120435	9024988	10034219	1015298	1070918
Des Moines Metro 100 University Avenue	35206354	21286145	30161973	341671	4702710
Des Moines Police Officers 100 E 2nd St Suite A	22229872	16092935	18414455	371621	3443796
Des Moines Water Works 2201 Valley Drive	1726987	1549661	1550171	12280	164536
EdCo Community 609 38th Street	26617779	13797853	22154053	261818	4201908
EMC 712 Walnut	5097464	1947134	4596529	4392	496543
Federal Employees 210 Walnut (Fed Bldg) Rm 132	13211730	8601196	11979777	84867	1147086
Firestone 2nd Avenue & NW Hoffman Lane	3294323	1314314	2666169	12886	615268
Polk County 111 Court Avenue - Adm Bldg	3269465	2027537	2518995	2526	747944
Premier 800 9th Street	57082153	45282164	49390336	1445516	6246301
The Cornerstone 414 61st Street	14146804	7924555	12345740	35858	1765206
Tradesmen Community 1400 2nd Avenue	23768883	20158596	20260695	583599	2924589
United Service 1212 Pleasant, Ste 106	24640490	12970576	20824361	1017887	2798242
USDA 210 Walnut Street Rm 927	3907577	3419001	3298407	6534	602636
<b>Dubuque</b>					
Alliant 160 West Tenth Street	47560782	38246699	41441164	1122233	4997385
AY McDonald Employees 66 W. 32nd Street	820922	506092	701816	1500	117606
Bilt-Well 66 W. 32nd Street	1188003	372840	933833	4176	249994
Circle K 66 W. 32nd St	1087161	453649	849216	4784	233161
Du Trac Community 3465 Asbury Road	271616648	182624706	226189321	4250122	34192205

# Iowa Credit Unions

Location, Name of Corporation and Address	Total Assets	Net Loans	Savings/ Deposits	Other Liabilities	Net Worth
<b>Dubuque</b>					
Dubuque Postal Employees 1155 Loras	4258798	2089612	3591951	179977	386870
Dubuque Teachers 1200 Associates Drive, Suite 101	8866462	3576065	7424954	36148	1405360
Dupaco Community 3299 Hillcrest Rd	384873738	285911263	306907814	31463547	46502377
General Drivers 1828 Central Avenue	3981124	1930704	3053348	2000	925776
Health Services 250 Mercy Drive	10511900	5745533	9561733	51254	898913
Holy Ghost Parish 66 W. 32nd St.	22379870	716446	19909184	199346	2271340
Morrison Employees 66 W. 32nd Street	1845382	477303	1413413	10713	421256
<b>Dyersville</b>					
RACOM Community 1314 9th Street SE	9320072	5823260	8192546	22169	1105357
<b>Eldora</b>					
ETS 3211 W Edgington Avenue	1480478	1245195	1285702	2866	191910
<b>Estherville</b>					
Employees 2714 Central Avenue	43368634	20594988	33201788	3003365	7163481
<b>Fairfield</b>					
Louden Depot Community 611 W Broadway Avenue	2522340	2002459	2133329	966	388045
<b>Fort Dodge</b>					
Citizens Community 2012 1st Avenue South	61478290	48520466	51637425	1423992	8416873
Fort Dodge Family 215 Central Avenue	8777570	6759244	7621492	42700	1113378
Frontier 13 S 3rd Street	10618810	4702158	8998675	259143	1360992
Postal Employees 13 S 3rd Street	1413441	811459	1224946	1539	186956
<b>Fort Madison</b>					
DuPont Employees 801 35th Street	3232639	941986	2733283	2040	497316
<b>Harlan</b>					
Town and Country 1024 5th Street	5652434	4327242	4637844	46027	721893



# Iowa Credit Unions

Location, Name of Corporation and Address	Total Assets	Net Loans	Savings/ Deposits	Other Liabilities	Net Worth
<b>Hiawatha</b>					
Best of Iowa Community 405 Blairs Ferry Crossing South	33165527	27280492	26028956	3502135	3634436
<b>Humboldt</b>					
Power Co-op Employees 1208 N 13th Street	13523963	7264550	11713606	14730	1795627
<b>Independence</b>					
MHI-Independence Employees 2277 Iowa Avenue	1619346	845871	1372102	10860	236384
<b>Iowa City</b>					
Federal Employees 601 Highway 6W Rm 3W-08	4415659	1563764	3684946	9145	721568
University of Iowa Community 500 Iowa Avenue	460472237	360931667	373180869	47143486	40147882
<b>Jesup</b>					
St Athanasius 1255 3rd Street	709548	544546	621104	384	88060
<b>Johnston</b>					
Community Choice 8404 NW 62nd Avenue	170285490	138122684	151662246	954648	17668596
<b>Keokuk</b>					
KAH 1600 Morgan Street	2313386	1630574	1871581	1419	440386
KCSE 629 Blondeau Street #200	1776517	1434570	1579769	951	195797
KEM 13 S 5th Street	939210	606473	775762	2628	160820
LeeCo 123 Boulevard Road, Ste. 5	2276630	1689753	1924538	1327	350765
SECU 3200 Main Street	1878612	1176661	1537738	36330	304544
The Hub-Co 310 Bank Street	11984924	5678102	10440973	47277	1496674
<b>Le Mars</b>					
NW IOWA 1411 Industrial Road SW	22377169	16160039	19602579	51421	2723169
<b>Lehigh</b>					
Lehigh Valley 117 Main Street	2605423	1670216	2311374	-1466	295515
<b>Leon</b>					
SCICAP 1403 NW Church Street	2376253	1100059	2012374	31998	331881

# Iowa Credit Unions

Location, Name of Corporation and Address	Total Assets	Net Loans	Savings/ Deposits	Other Liabilities	Net Worth
<b>Marshalltown</b>					
Lennox Employees 1004 E Main Street	26934338	18288463	22648928	42082	4243328
MEMBERS 1st Community Credit Union 910 S 12th Avenue	92874356	57700273	81608325	121063	11144968
<b>Mason City</b>					
ACE 1028 14th Street SE	6029064	1913516	5276605	1243	751216
AMPI 1305 19th Street SW	826119	285065	706165	0	119954
Gas & Electric Employees 22 2nd Street NW	4134695	2326152	3195153	443	939099
Government Employees 12 North Delaware	4091714	2642167	3341802	8558	741354
Iowa Heartland 1602 S Monroe Avenue	17424563	12708423	14063106	23939	3337518
Mercy-City-Lehigh Family Credit Union 1341 6th Street SW	21867067	14622698	18738023	84143	3044901
North Iowa Community P.O. Box 1248	37078562	33962537	33213812	68716	3796034
Northwestern States Cement Employee's 1314 4th Street SW Suite 115	1000823	856645	690108	16709	294006
<b>Mount Pleasant</b>					
Henry County P.O. Box 28	13957593	11316424	12292806	99401	1531250
MHI 1200 E Washington Street	987951	859965	821120	2797	164034
<b>Muscatine</b>					
Bandag Employees 427 Lake Park Blvd	5836373	4506025	5084136	23056	729181
GPC-KFI-VII 1600 Oregon Street	2794255	1546886	2109760	14572	654907
HON INDUSTRIES Community 159 Colorado Street	30748286	20343567	27417969	439498	2890819
<b>Newton</b>					
The Verno One Promotion Place	552325	257516	317755	345	234225
Tri-County 121 W Third Street N	31490144	17469526	26345982	358200	4785962
<b>Ottumwa</b>					
Courier Employees 811 Wildwood Drive	201054	185114	176378	-269	22809

# Iowa Credit Unions

Location, Name of Corporation and Address	Total Assets	Net Loans	Savings/ Deposits	Other Liabilities	Net Worth
<b>Ottumwa</b>					
Deere Community Federated 235 Richmond Avenue	169476874	133320402	139975516	11983022	17518336
HI-TEC 1111 N Jefferson Street	2942650	1693735	2582502	11160	348988
Muni-Employees City Hall 105 E 3rd Street	751052	348245	668513	3541	78998
Ottumwa School Employees 426 McCarroll Drive	18661846	7756274	16291933	33319	2336594
River Community 644 W 2nd Street	9291222	7003241	7829157	65085	1396980
<b>Shenandoah</b>					
Eaton Employees 1600 Airport Road	1340881	1070220	1048738	7761	284382
<b>Sibley</b>					
Creamery 1020 4th Avenue	1372738	715466	1202400	92	145246
<b>Sioux City</b>					
Midwest Community 2729 Outer Drive North	18508728	9136092	16592382	72531	1843815
Sioux Valley Community 1120 Sixth Street	20744718	5024122	16606593	188345	3949780
Telco Triad Community 1420 Tri View Avenue	53804383	24472048	45915123	397305	7491955
The Municipal 103 S Fairmount	8835021	6398353	7887429	26307	921285
<b>Spencer</b>					
Eaton Employees 32nd Avenue W	3486550	3297558	3010967	561	475022
<b>St. Charles</b>					
NGPL Employees 510 West Carpenter	2422472	601499	1656536	38060	727876
<b>Urbandale</b>					
Midland 2891 106th Street	31449775	22474159	26253373	130800	5065602
Polk County Schools Employees 3810 66th Street	7407681	5027654	6492870	13162	901649
Urbandale Municipal Employees 9401 Hickman Road	1293174	444569	1102576	0	190598
<b>Waterloo</b>					
Allen Hospital Personnel 1825 Logan Avenue	4879417	3447662	4068605	30749	780063

# Iowa Credit Unions

Location, Name of Corporation and Address	Total Assets	Net Loans	Savings/ Deposits	Other Liabilities	Net Worth
<b>Waterloo</b>					
Chicago Central and Commerce 1005 E 4th Street	8009212	2650579	6690089	119969	1199154
John Deere Community 1827 Ansborough Avenue	1077418439	853698293	943342574	29420268	104655597
Midwest Fedeal Employees 300 Sycamore Street	7045034	3016349	6120002	20960	904072
Midwest Utilities 1601 University Avenue	3007710	236871	2408397	274365	324948
Public Employe 624 Franklin Street	20293557	13363821	17487931	19926	2785700
Warren 2209 Falls Avenue	6922975	5084087	5834548	13063	1075364
Waterloo Firemen's 425 E 3rd Street	1681105	1422404	1444770	141	236194
<b>Webster City</b>					
Peoples 310 First Street	14762892	9821826	11879803	67997	2815092
Webster City Municipal 730 2nd Street	476253	285793	332339	9	143905
<b>West Burlington</b>					
River Bend 801 W Burlington Avenue	6026215	1846960	5238820	8493	778902
<b>West Des Moines</b>					
Financial Plus 1831 25th Street	62351161	50845531	55070144	423200	6857817
First Class 2051 Westown Parkway	50021488	35179059	44915552	519663	4586273
GuideOne 1111 Ashworth Road	4765000	2262463	3481556	502449	780995

# ASSET RANKING OF IOWA STATE CHARTERED CREDIT UNIONS 2005

Name	Assets	Name	Assets
1 John Deere Community	1,077,418,439	50 Metco	16,150,483
2 University of Iowa Community	460,472,237	51 Peoples	14,762,892
3 Dupaco Community	384,873,738	52 The Cornerstone	14,146,804
4 Collins Community	370,401,297	53 Family Community	14,139,804
5 Du Trac Community	271,616,648	54 Henry County	13,957,593
6 Greater Iowa	194,463,944	55 Communications & Catholic	13,761,327
7 Community Choice	170,285,490	56 Power Co-op Employees	13,523,963
8 Deere Community Federated	169,476,874	57 UNI	13,344,786
9 Alcoa Employees & Community	146,862,894	58 Federal Employees	13,211,730
10 Linn Area	133,998,281	59 Des Moines Mercy	12,120,435
11 MEMBERS 1st Community Credit Union	92,874,356	60 The Hub-Co *	11,984,924
12 The Family	62,948,586	61 River City Community	11,391,892
13 Financial Plus	62,351,161	62 Frontier	10,618,810
14 Citizens Community	61,478,290	63 Health Services	10,511,900
15 Premier	57,082,153	64 RACOM Community	9,320,072
16 Telco Triad Community	53,804,383	65 River Community	9,291,222
17 Iowa Community	51,401,764	66 Scott Schools	9,161,915
18 First Class	50,021,488	67 United	8,891,209
19 Cedar Falls Community	48,383,051	68 Dubuque Teachers	8,866,462
20 310 Community	48,160,265	69 The Municipal	8,835,021
21 Alliant	47,560,782	70 Fort Dodge Family	8,777,570
22 1st Gateway	45,860,286	71 Chemical	8,478,104
23 North Star Community	44,459,841	72 Davenport Fire Department	8,334,255
24 Employees	43,368,634	73 Chicago Central and Commerce	8,009,212
25 North Iowa Community	37,078,562	74 Three I	7,992,534
26 Clinco Community	35,690,919	75 Aegis	7,924,821
27 Des Moines Metro	35,206,354	76 Polk County Schools Employees	7,407,681
28 Best of Iowa Community	33,165,527	77 Blue Plans	7,143,263
29 Tri-County	31,490,144	78 Midwest Federal Employees	7,045,034
30 Midland	31,449,775	79 Warren	6,922,975
31 HON INDUSTRIES Community	30,748,286	80 Quaker Oats	6,500,172
32 River Valley	27,950,810	81 Des Moines Fire Department	6,441,227
33 Lennox Employees	26,934,338	82 Teamsters Local #238	6,058,925
34 EdCo Community	26,617,779	83 ACE	6,029,064
35 Ames City Employees	25,409,232	84 River Bend	6,026,215
36 United Service	24,640,490	85 Bandag Employees	5,836,373
37 Tradesmen Community	23,768,883	86 Town and Country	5,652,434
38 Casebine	23,242,514	87 Industrial Employees	5,387,275
39 Holy Ghost Parish	22,379,870	88 EMC	5,097,464
40 NW IOWA	22,377,169	89 Allen Hospital Personnel	4,879,417
41 Des Moines Police Officers	22,229,872	90 GuideOne	4,765,000
42 Mercy-City-Lehigh Family Credit Union	21,867,067	91 North Western Employees	4,607,838
43 Sioux Valley Community	20,744,718	92 Federal Employees	4,415,659
44 Public Employees	20,293,557	93 Dubuque Postal Employees	4,258,798
45 Ottumwa School Employees	18,661,846	94 Gas & Electric Employees	4,134,695
46 Midwest Community	18,508,728	95 Consumers	4,097,863
47 Iowa Heartland	17,424,563	96 Government Employees	4,091,714
48 Capitol View	17,038,602	97 General Drivers	3,981,124
49 Nishna Valley	16,527,426	98 USDA	3,907,577

# ASSET RANKING OF IOWA STATE CHARTERED CREDIT UNIONS 2005

Name	Assets		
99 Eaton Employees	3,486,550	148 Von Maur Employees	435,036
100 Firestone	3,294,323	149 Rimoda	361,222
101 Polk County	3,269,465	150 Courier Employees	201,054
102 DuPont Employees	3,232,639		
103 Midwest Utilities	3,007,710		
104 HI-TEC	2,942,650		
105 A-E Employees	2,857,448		
106 GPC-KFI-VII	2,794,255		
107 Des Moines County Postal	2,650,612		
108 Davenport Police Department	2,621,716		
109 Lehigh Valley *	2,605,423		
110 Burlington Municipal Employees	2,539,598		
111 Loudon Depot Community	2,522,340		
112 NGPL Employees	2,422,472		
113 Cryovac Employees'	2,401,931		
114 Waterloo Police	2,377,316		
115 SCICAP *	2,376,253		
116 KAH	2,313,386		
117 LeeCo **	2,276,630		
118 Great River Road	2,036,160		
119 SECU	1,878,612		
120 Morrison Employees	1,845,382		
121 KCSE	1,776,517		
122 Des Moines Water Works	1,726,987		
123 Waterloo Firemen's	1,681,105		
124 MHI-Independence Employees	1,619,346		
125 ETS	1,480,478		
126 Eagle Rock	1,419,526		
127 Postal Employees	1,413,441		
128 Creamery	1,372,738		
129 Eaton Employees	1,340,881		
130 Urbandale Municipal Employees	1,293,174		
131 Bilt-Well	1,188,003		
132 Circle K	1,087,161		
133 Clinton County Postal	1,036,886		
134 Northwestern States Cement Employee's	1,000,823		
135 MHI	987,951		
136 KEM	939,210		
137 AMPI	826,119		
138 AY McDonald Employees	820,922		
139 Oelwein-Cresco	807,509		
140 Muni-Employees	751,052		
141 MA Ford Employees	747,207		
142 St Athanasius	709,548		
143 Swiss Valley Farms	639,952		
144 St Ludmila's	574,384		
145 The Verno	552,325		
146 Dapako	478,964		
147 Webster City Municipal	476,253		
		Iowa League Corporate Central	284,982,263

\* Denotes those credit unions designated as low income credit unions by the National credit Union Administration

\*\*Designated as serving predominantly low-income members pursuant to Iowa Code Section 533.4(1)