

OLDER IOWANS: MAY 2006

Older Americans Month originated with a presidential proclamation in May 1963 and has been proclaimed by presidents each year since. Last year, President Bush stated, "Older Americans teach us the timeless lessons of courage, sacrifice and love. By sharing their wisdom and experience, they serve as role models for future generations. During Older Americans Month, we pay tribute to our senior citizens and their contributions to our nation."

433,139

The estimated number of people age 65 and over in Iowa on July 1, 2004. This age group accounted for 14.7 percent of the total population. Between 2003 and 2004, the size of this age group increased by 152 people.

254,762

The estimated number of women age 65 and over in Iowa on July 1, 2004. This age group accounted for 58.8 percent of the total population 65 and over. The estimated number of women age 85 and over on July 1, 2004 was 50,913. This was 70.3 percent of this age group.

663,186

The projected population age 65 and older in Iowa in the year 2030. According to the U.S. Census Bureau, this age group will constitute 22.4 percent of the states's total population at that time. In 2000 Iowa ranked 4th in the percentage of population age 65 and older. In 2030 it is projected that Iowa will rank 12th.

Families and Children

56%

Percentage of people in Iowa age 65 and older who were married in 2004.

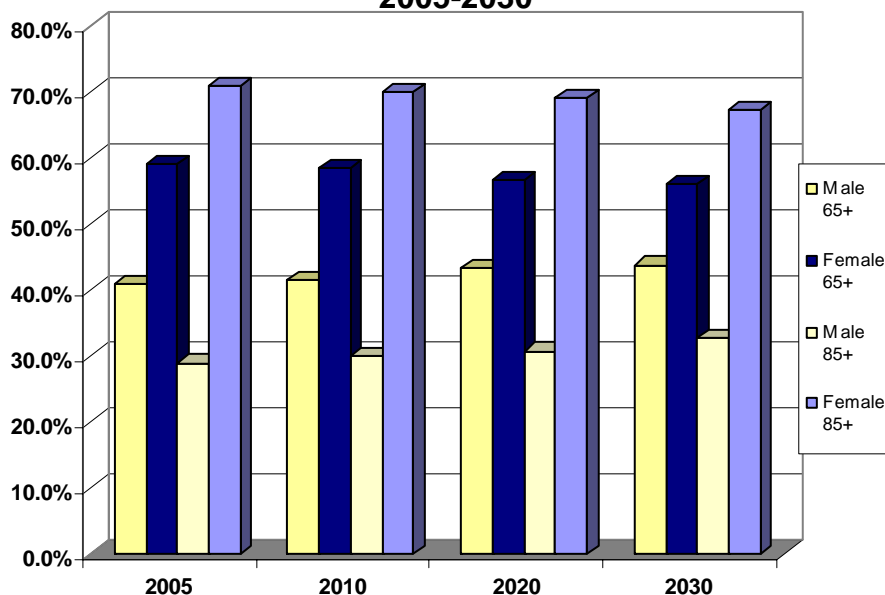
31%

Percentage of Iowans age 65 and older who were widowed in 2004.

20,579

The number of children under 18 who are being cared for by a grandparent in Iowa. 51.3 percent of these children are under 6 years of age.

Projected Population in Iowa by Sex and Age:
2005-2030



EDUCATION

77.7%

Percent of people age 65 and older in 2004 with at least a high school diploma. The percent of all Iowans age 25 and over with at least a high school diploma was 80.1%.

14.2%

Percentage of the population age 65 and older in 2004 who had earned a bachelor's degree or higher education. The percent of all Iowans age 25 and over who had earned a bachelor's degree or higher was 16.9%.

Voting
83.5%

Percentage of Iowans age 65 and older registered to vote in the 2004 presidential election, the highest rate of any age group. 76.8 percent of people in this age group reported actually casting a ballot.

21.4%

Percent of the votes cast by citizens age 65 and older in the 2004 election.

MIGRATION

97.3%

Percent of Iowans age 65 and over who either stayed in their own home or moved within the state between 1995 and 2000. This can be compared to 90.8% for the state as a whole.

11,819

The number of people age 65 and over who moved into the state of Iowa between 1995 and 2000. This represented only 4.7% of all the people who moved into the state during that time.

77.4%

Percent of Iowans age 65 and over who were born in Iowa. The percent of all Iowans born in the state was 73.5%



Coming to America
6,242

The number of Iowans in 2004 age 65 and over who are foreign born.

INCOME AND POVERTY

\$29,804

Median 2004 income of households with householders 65 to 74 years of age. The median household income with householder 75 and over was \$21,230. The median income for all households in Iowa in 2004 was \$39,469.

7.8%


Poverty rate for people 65 and older in 2004,

compared to 9.9% for all Iowans.

412,150

The number of 2004 social security beneficiaries aged 65 or older in Iowa. This group collected \$379,247,000 total monthly benefits.

Data provided by the Social Security Administration publication "Annual Statistical Supplement, 2005"



Living Arrangements
30.1%

Percent of Iowans age 65 and over who lived alone in 2000. The percent who lived in institutions, including nursing homes, was 7.5%

COUNTIES AND CITIES

43,027

The number of people age 65 and over in Polk County, making it the largest population of this age group in any county in 2004.

23.2%

The percent of total population in Monona county who are age 65 and over in 2004. Other Iowa counties with a high percentage in this age group are Audubon (23%), Sac (22.8%), Wayne (22.6%) and Pocahontas (22.4%).

27.3%

Over a quarter Iowans age 65 and over in 2004 lived in Polk, Linn, Scott, Black Hawk and Dubuque counties.

77

The number of Iowa counties with a decrease in the population age 65 and over between 2000 and 2004.

24,559

The number of people age 65 and over in Des Moines, making it largest population of this age group in any Iowa city in 2000.

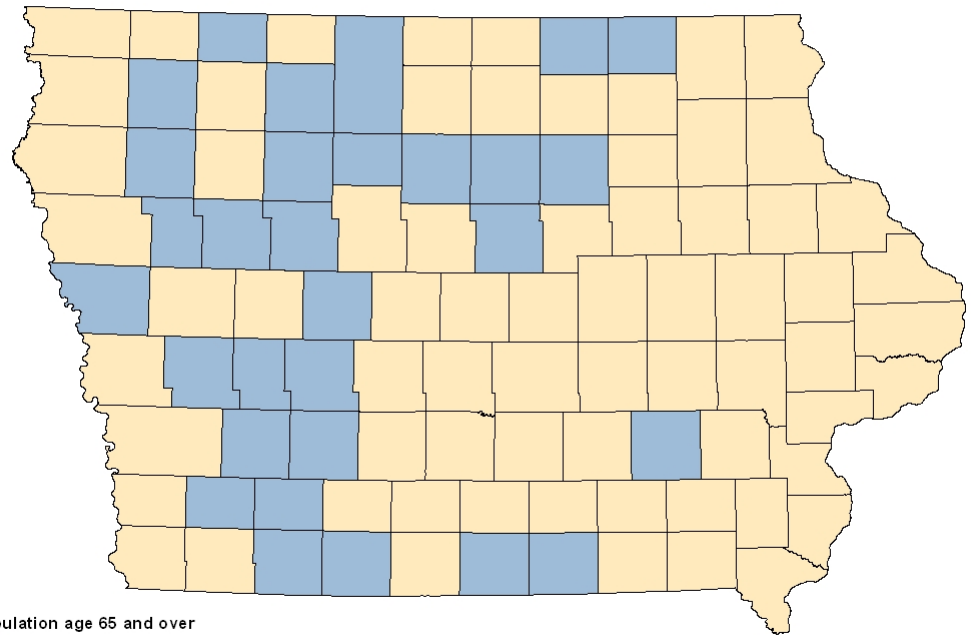
90.9%

The percent of total population in Beaconsfield who were age 65 and over in 2000. Other Iowa cities with a high percentage in this age group were Athelstan (55.6%), Berkley (45.8%), Elk Horn (42.4%) and Littleport (42.3%).

21.0%

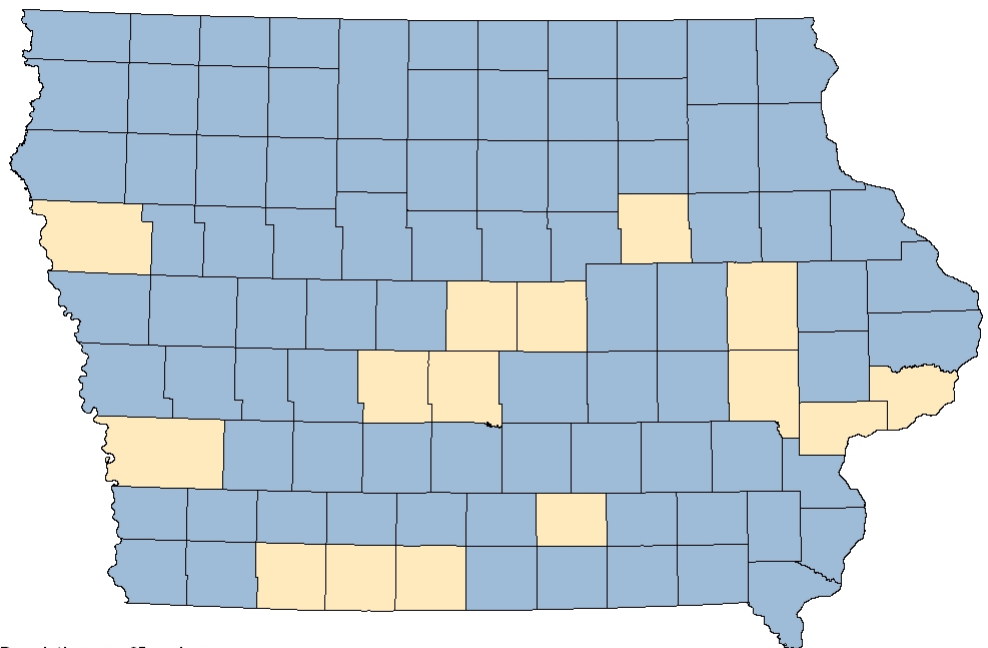
The percent of the total population age 65 and over in 2000 who lived in Des Moines, Cedar Rapids, Davenport, Sioux City and Waterloo.

2000



Population age 65 and over
 Less than 20%
 20% or more

2030



Population age 65 and over
 Less than 20%
 20% or more

84

The number of Iowa counties in 2030 in which at least 20% of the residents will be age 65 and over according to Woods & Pool Economics, Inc. In 2000 that number was 30.

State Data Center of Iowa a program of the State Library of Iowa

Miller Building
E 12th and Grand
Des Moines, Iowa 50319 Phone: 800-248-4483
Fax: 515-242-6543
Email: census@lib.state.ia.us

We're on the web!
www.iowadatacenter.org
www.state.ia.us/elderaffairs

Iowa Department of Elder Affairs

Jessie M. Parker Building
510 E 12th Street, Suite 2
Des Moines, IA 50319
Phone: 800-532-3213
Fax: 515-725-3300
Email: Sherry.James@iowa.gov
(Sherry James, Public Information Officer)

Data Source (unless otherwise noted) :
U.S. Census Bureau,
U.S. Decennial Census
1970,1980,1990 and 2000
American Community Survey,
2004
Photos by Norman Shapiro for the
U.S. Census Bureau
Michelle Frankfurter for the U.S.
Census Bureau
The Defense Visual Information
Center
Lloyd Wolf for the U.S. Census
Bureau
and Heather Schmaedeke for the
U.S. Census Bureau

EMPLOYMENT

67,859

Number of Iowans age 65 and older who are in the labor force.

1.8%

The unemployment rate for Iowans age 65 and over.

Serving Our Nation

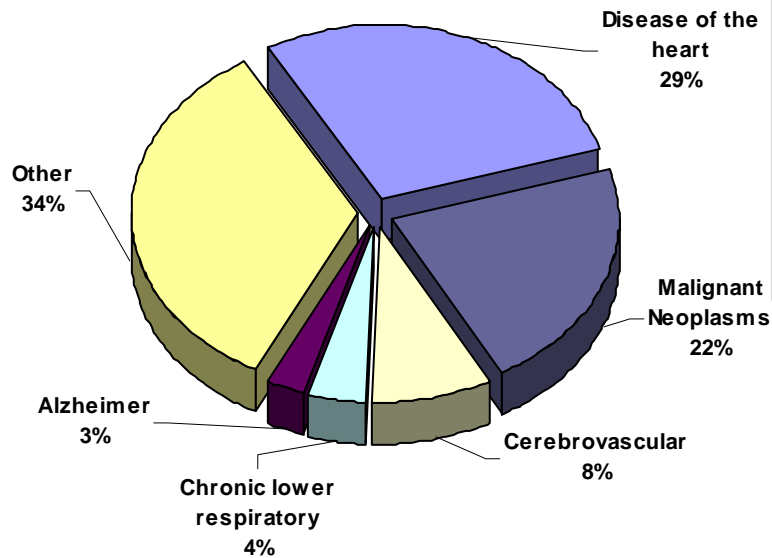
104,462

Estimated number of people age 65 and older in Iowa who are military veterans.



VITAL STATS

Leading Causes of Death Age 65 and over: 2004



Leading causes of death for all Iowans: 2004

Disease of the heart—27%
Malignant Neoplasms—23.5%
Cerebrovascular—7.3%
Chronic lower respiratory—5.7%

DISABILITY

157,701

The number of Iowans age 65 and over with at least one type of disability.

39.9%

The percent of Iowa veterans age 65 and over with a disability.

AT A GLANCE	
Type of Disability: Population 65 and over	
	2004
Sensory	61,930
Physical	120,985
Mental	35,408
Self-care	32,484
Go-outside-home	53,838