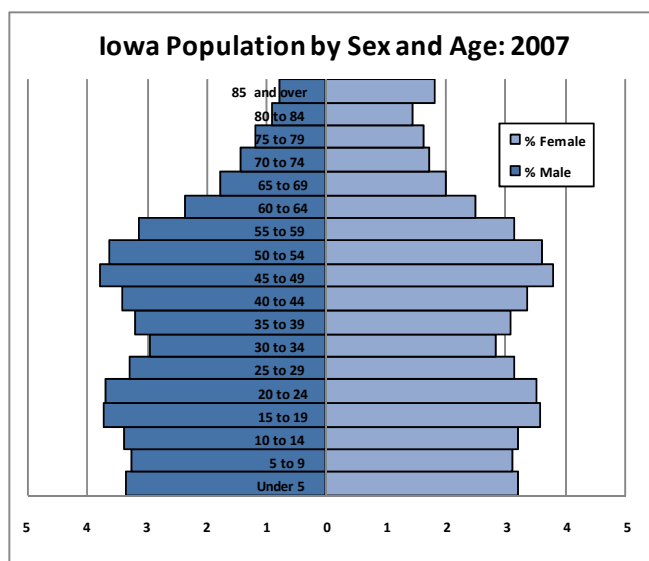


WOMEN IN IOWA: 2009

In 1981, the U.S. Congress passed a resolution establishing National Women's History Week. The week was chosen to coincide with International Women's Day, March 8. In 1987, Congress expanded the week to a month. Every year since, Congress and the Iowa General Assembly have passed a resolution for Women's History Month, and the U.S. president and Iowa's Governor have issued a proclamation.

1,513,505

The estimated population of females in Iowa as of July 1, 2007. That exceeds the number of men (1,474,541). Males outnumber females in every five-year-age group through the 55-to-59 age group. Starting with the 60-to-64 age group women outnumber men. At ages 85 and over there are more than twice as many women as men.



1,696,080

The projected female population of Iowa as of July 1, 2030. According to the U.S. Census Bureau, women will constitute 50.4 percent of the state's total population on that date.

39.4

The estimated median age for the female population in Iowa in 2007. The estimated median age for the state of Iowa was 38.0. The male estimated median age was 36.6.

Families and Children

19.1%

The percent of children under 18 in 2007 living with their mother compared to 74.9 percent living with both parents and 6.1 percent living with their father.

110,471

The number of Iowa families with a female householder, no husband present in 2007. In 1970 there were 52,025 families with a female head of household.



677,551

Number of married women in 2007 (including those who are separated or have an absent spouse).

52.8%

Percent of unmarried Iowans who are women in 2007. There are 552,384 unmarried (widowed, divorced or never married) women.

EDUCATION

253,933

The number of girls enrolled in the state's elementary and high schools during the 2007-2008 school year.

91.8

The graduation rate for girls during in 2007. The graduation rate for boys was 89.2.

Source: Iowa Department of Education

90.2%

The percentage of women in Iowa age 25 and over who had at least a high school education in 2007. This compares to 61.8 percent of women who had completed 4 years of high school or higher in 1970.

24.1%

The percentage of women in Iowa age 25 and over with a bachelor's degree or higher in 2007. This compares to 7.5 percent of women who had completed 4 years of college or higher in 1970.

67,770

Number of women in Iowa 25 years and older with an advanced degree in 2007. (e.g., master's, professional, doctorate.) The number of men in Iowa with an advanced degree in 2007 was 81,166.

170,761

Enrollment of women in Iowa's universities and colleges in 2008. Women make up 59.3 percent of the total enrollment in 2008.

Source: Iowa College Student Aid Commission

Serving Our Nation
12,625
The number of Iowa women in 2007 who are veterans of the U.S. armed forces.

SPORTS AND RECREATION

60,357

The number of Iowa high school girls participating in athletics in 2005. Volleyball has the highest participation with 14,022 followed by softball 11,712; basketball 9,570; and track and field 9,350.

Source: Iowa Girls High School Athletic Union

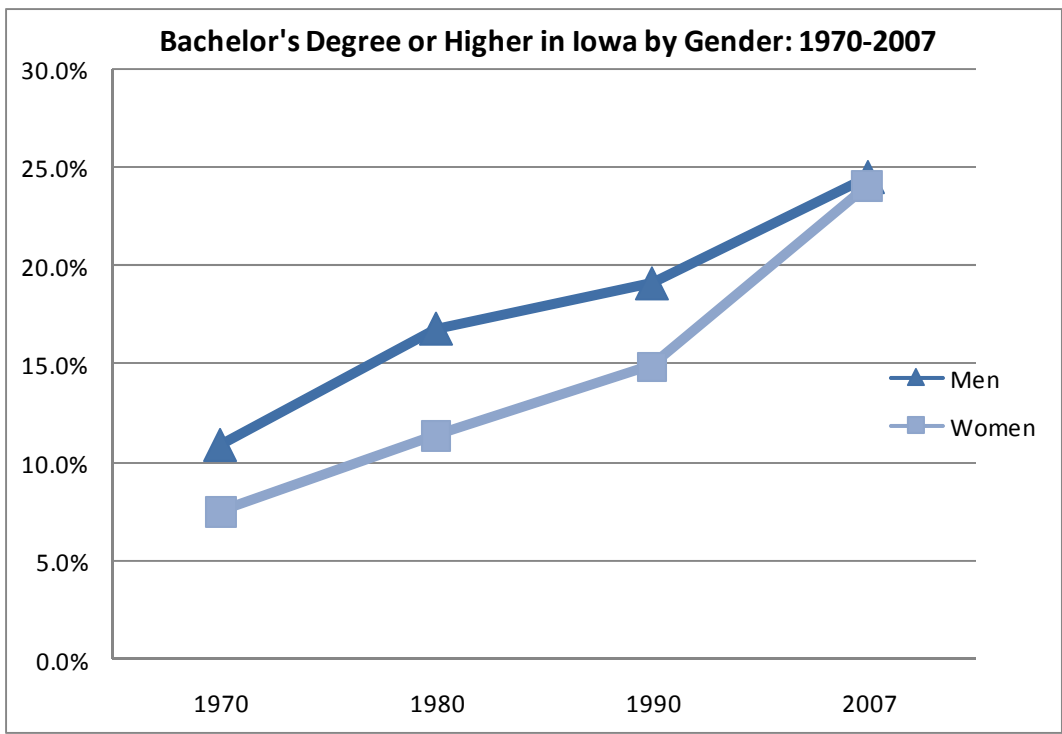


3,880

The number of unduplicated women sport participants in Iowa's 4-year colleges and universities in 2006-07.

Source: Office of Postsecondary Education of the U.S. Department of Education

Voting
71.5%
The percentage of women citizens in Iowa who reported voting in the 2004 presidential election, higher than the 66 percent of their male counterparts who cast a ballot.



The 1970 and 1980 censuses used the categories 4 years or more college.

BUSINESSES AND JOBS

63,821

The number of women-owned firms in 2002. These firms account for \$7,398,962,000 in sales and receipts.

19.1%

The percent increase in women-owned firms between 1987 and 2002.

Source: 2002 Survey of Business Owners

4.9%

The unemployment rate for women in Iowa in 2007. The Iowa unemployment rate at that time was 4.8%.

63.3%

The percent of Iowa women age 16 years and over in the labor force in 2007. The percent of men in Iowa age 16 and over in the labor force was 74.7%.

Earnings

\$30,925

The median earnings in 2007 inflation-adjusted dollars for full-time, year-round women workers in Iowa. Men in Iowa had median earnings of \$41,375.

Industry

269,329

The number of Iowa women in the education, health, and social services industry in 2007. More women, 37% of Iowa's total female labor

force, work in this one industry group than in any other.

12.2%

The percent of women who work in the retail trade industry in 2007, the second highest industry for the female

labor force. Approximately 9.8 percent work in the finance and insurance, and real estate and rental, 8.9 percent in manufacturing, and 8.5 percent work in the arts, entertainment, and recreation, and accommodation and food services industry.

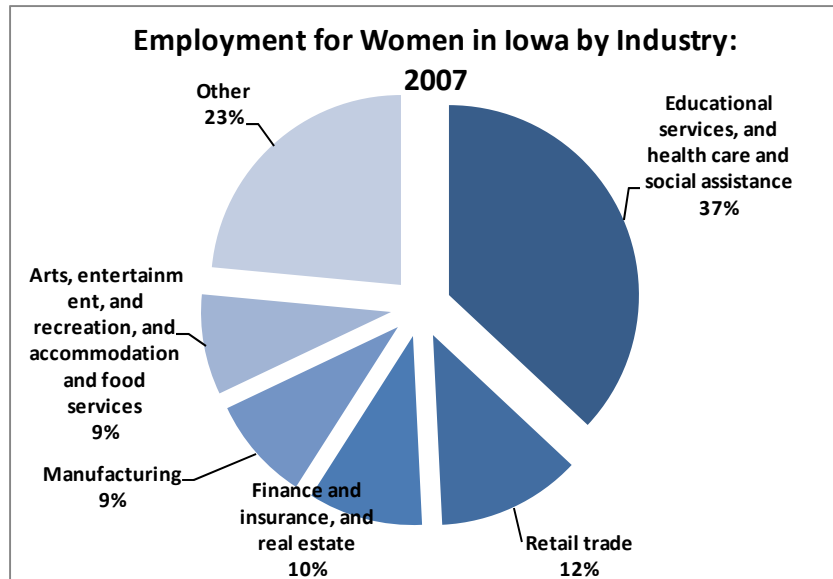
Occupation

35.5%

The percent of women in Iowa in management, professional, and related occupations in 2007. This is the largest occupation group for women in the state.

169,557

The number of Iowa women in office and administrative support occupations in 2007. Women represent a wide variety of occupations in Iowa. For instance, there are about 59,437 women in healthcare practitioner and technical occupations, 48,808 in management occupations and 37,641 primary, secondary and special education teachers.



State Data Center of Iowa
a program of the State
Library of Iowa

Miller Building
1112 E. Grand Ave
Des Moines, Iowa 50319
Phone: 800-248-4483
Fax: 515-242-6543
Email:
census@lib.state.ia.us

We're on the web!

www.iowadatacenter.org

www.women.iowa.gov

Iowa Commission on
the Status of Women

Department of Human
Rights
321 E. 12th
Lucas State Office Building
Des Moines, IA 50319
Tel: 515/281-4461 or
800/558-4427
Fax: 515/242-6119

Data Source (unless otherwise
noted) :

U.S. Census Bureau,
U.S. Decennial Census
1970,1980,1990 and 2000
American Community Survey,
2007
Photos by U.S. Census Bureau

VITAL EVENTS

13.7

The 2007 birth rate per
1,000 women age 15-44 in
Iowa.

33.1

The birth rate
for women
age 15-19 in
Iowa per
1,000 women
age 15-19 in
Iowa in 2007.

343.3

The rate of Iowa births to
unmarried women in 2007.
(per 1,000 births).

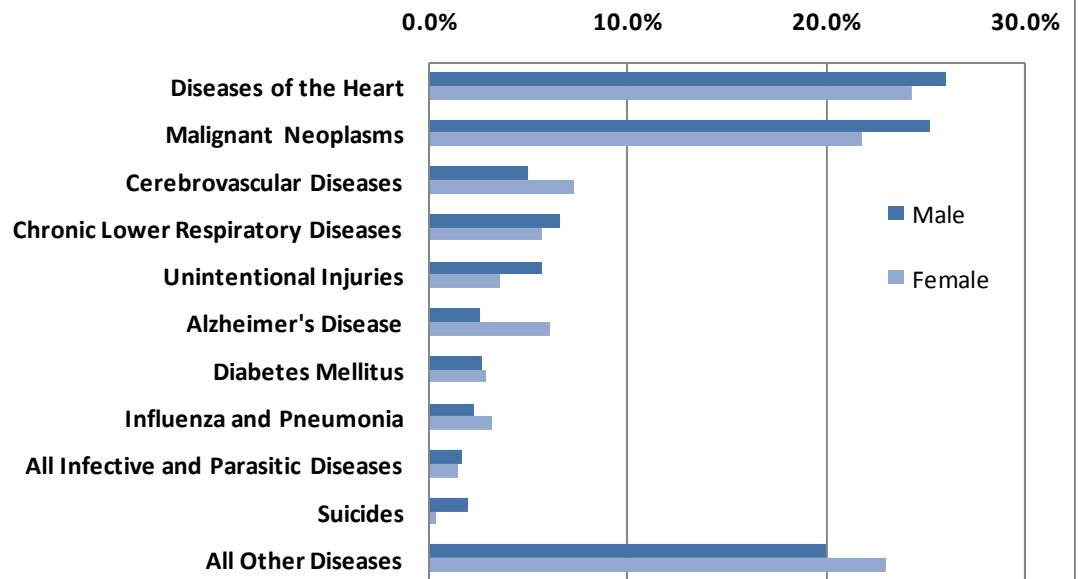
9.5

The 2007
death rate for
women in Iowa per 1,000 popu-
lation in 2007. For men in Iowa
the death rate was 8.8.



Data provided by the Iowa Depart-
ment of Public Health publication,
"Vital Statistics of Iowa 2007"

Leading Causes of Death by Percent of Total Deaths in Iowa by Gender: 2007



INCOME AND POVERTY

\$31,686

The median income for
women in Iowa who worked
full-time, year-round in the
past 12 months in 2007.

The median income for men
in the state was \$42,163.

children under 18 years.

The median income for
married-couple families with
own children under 18
years was \$72,086.

52.1%

The percentage of female
households, no husband
present with related children
under age 5, below the pov-
erty level in 2007. The cor-
responding rate for mar-
ried-couple families with
related children under 5
years was 7.0 percent.

\$22,942

The median income for fe-
male householders, no hus-
band present with own

12.4%

The poverty rate in 2007 for
women in Iowa. The corre-
sponding rate for men is 9.6
percent.