

# The YAC

*A Newsletter for Iowa Library Staff Who Work with Youth and Children  
Brought to You by Iowa Library Services*

May/June 2015



## Upcoming Events:

### Occasions for Special Displays/Program Themes to Plan for in July:

- National Picnic Month
- 1 - International Joke Day
- 6 - Birthday of Beatrix Potter
- 11 - Birthday of E.B. White
- 12 - Etch a Sketch Day
- 15 - Gummi Worm Day
- 17 - Birthday of Chris Crutcher
- 20 - Anniversary of the 1<sup>st</sup> Moon Landing (1969)
- 22 - Spooner Day  
<http://www.fun-with-words.com/spoonerisms.html>
- 30 - Paperback Book Day

### Occasions for Special Displays/Program Themes to Plan for in August:

- 2 - First mail boxes were set up in Boston in 1858
- 9 - Book Lovers Day


- 12 - Birthday of Walter Dean Myers
- 17 - First successful trans-Atlantic balloon flight in 1978.
- 18 - Bad Poetry Day
- 26—National Dog Day
- 28 - Birthday of Allen Say
- 30 - Birthday of Donald Crews

## Kids First in Review - Part I

The Kids First Conference was held on May 4 & 5 at the Holiday Inn Des Moines-Airport. Most of this issue of the YAC Newsletter is dedicated to providing links and instructions for projects from the Craft Room/Maker Space at Kids First.




Winner of the **Altered Books Contest** was Barb Sowers from Readlyn. Here are a couple of sample pages from her art journal. Thanks to those who brought items to share!



## EASY ZOO

- Fold a sheet of cardstock/stiff paper in half (either direction - depending on the height you want)
- Cut in 2 or 3 sections. Cut out a square or rectangle from the non-folded side to create legs (be a little bit creative - try a half circle or other shape for the space between the legs - just be sure to keep the folded edge intact).
- Add a neck to hold the head - a strip of paper, a short fan-folded strip, a pipe cleaner piece, etc.
- Add a head piece - a circle, oval, etc. Features might be drawn on, glued on (add sequins, googly eyes, etc.) - use what you have.
- Add a tail made of yarn (drawn through a small hole), a pipe cleaner piece, etc. Again - use what you have!

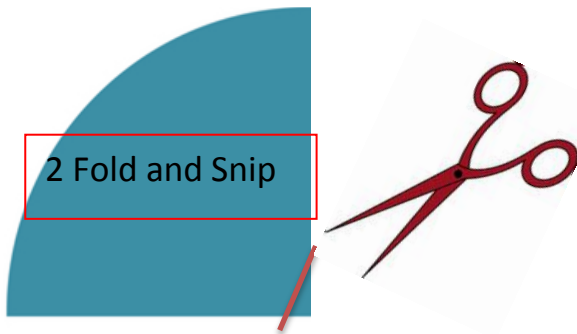


## EASY DIORAMA

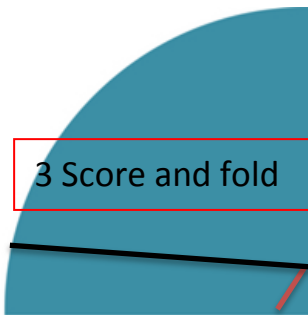
- Cut large circle (any size) in half. Cardstock or construction paper works well.
- Fold the half circle in half.
- Cut a small notch (1/4 to 1/2") in the fold on the straight edge.
- Draw a line from the point of the notch to the outer circle at a very slight upward angle. (Too much angle will cause your diorama to lean too much!) Press hard to create a score line for folding.
- Fold the "tabs" that you have made back. These will be glued or taped to a base sheet of paper.
- Decorate your diorama before attaching to a base. You may add additional circles in different sizes for a 3-D effect.



1) Start with half circle



2) Fold in half and make small notch



- 3) Score a line from the point of the notch to the outside of the circle. Fold along the score lines to create tabs.

## LINKS:

### Printable Mask Templates:

- Day of the Dead Masks:  
[http://www.coloringcastle.com/diadelosmuertos\\_coloring\\_pages.html](http://www.coloringcastle.com/diadelosmuertos_coloring_pages.html)
- Several printable masks - free registration:  
<http://www.education.com/worksheets/paper-projects/>
- African Masks - free registration:  
<http://www.scissorcraft.com/masks>



### Photo Booth Props that might be used to decorate masks:

- <http://www.getcreativejuice.com/2012/01/free-printable-photobooth-props-2.html>
- <http://www.kristendukephotography.com/birthday-photo-booth-props-free-printables/>

### Cardboard Shape Sculptures: <http://www.hellowonderful.co/post/GEOMETRIC-CARDBOARD-SHAPE-SCULPTURES--WITH-FREE-PRINTABLE->

### "Tattoo Your T" - using Sharpies: <http://www.creativeinchicago.com/2014/06/design-your-own-fabric-super-easy.html?m=1>

### Kirigami Flowers (use weeded book pages?):

<http://www.pinkstripeysocks.com/2015/04/how-to-make-colorful-kiragami-flowers.html>

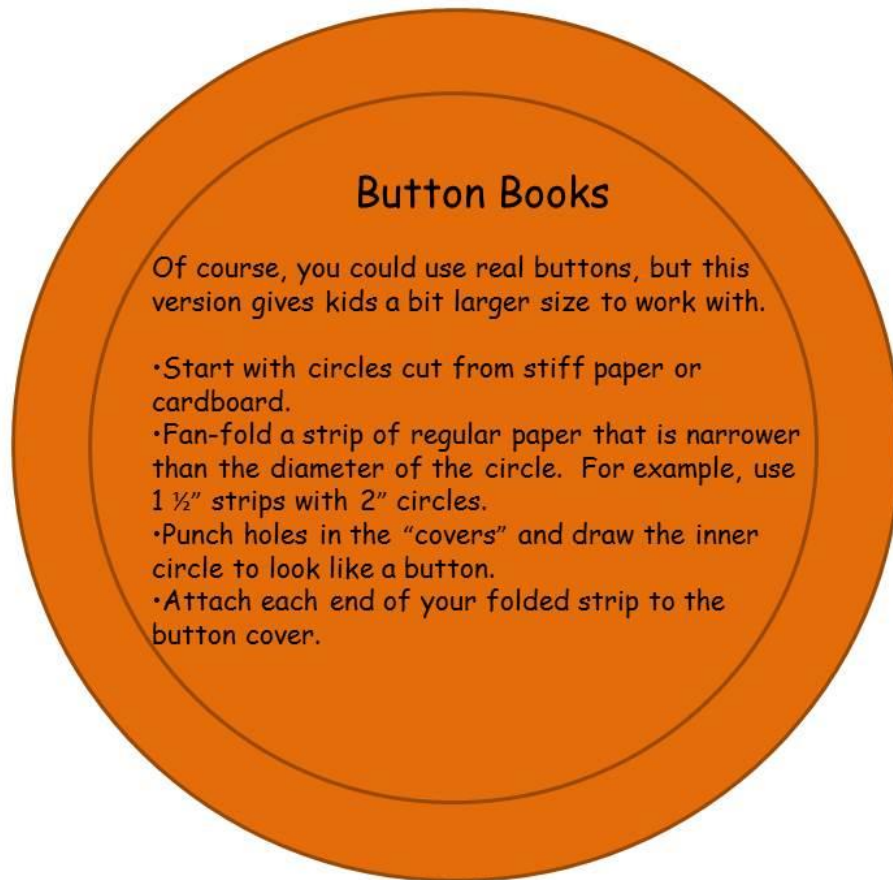
## Eco Art

### SIDEWALK PAINT

- Mix equal amounts of cornstarch and water.
- Add food coloring a little at a time. Or use unsweetened powdered drink mix for color and scent!
- Washes off easily and is safe for painting trees, sidewalks, and feet.

SEED STARTERS: <http://artzycreations.com/recycled-construction-paper-seed-starters-and-giveaway/>

### BUTTON BOOKS:



### ALICE IN WONDERLAND 150<sup>TH</sup> ANNIVERSARY:

The Macmillan Alice 150 Years: <http://aliceinwonderland150.com/>

Printable flowers with faces: <http://family.disney.com/crafts/alice-in-wonderland-golden-afternoon-flowers>

Flamingo pattern: <http://discoverykids.com/activities/flamingo-coloring-page/>

Cheshire Cat Coloring Pages (use as patterns): <http://azcoloring.com/cheshire-cat-coloring-pages>

## Kids First in Review - Part II

More crafts and ideas from Kids First will be included in the July/August issue of the YAC. Please feel free to share your photos or favorite experiences from Kids First 2015 - just send them by email to [sue.gruber@lib.state.ia.us](mailto:sue.gruber@lib.state.ia.us).

## Odds & Ends

▪ YALSA (Young Adult Library Services Association) recently released **Teen Programming Guidelines**: <http://www.ala.org/yalsa/teen-programming-guidelines>

▪ **Storytelling Festival** in Clear Lake - July 24 & 25 --  
(<http://www.cllibrary.org/index.php/iowa-storytelling-festival>)

▪ **Story! Festival** in Story City - September 17-20  
(<http://www.storycity.net/story-festival/>)

▪ Please **save the following dates** for big events coming in the fall:

Performers' Showcases - There will be THREE Performers' Showcases this year:

- September 23 Sioux Center Public Library
- September 24 Atlantic (location to be announced later)
- September 25 Iowa City (location to be announced later)

### Summer Library Program Workshops:

- Tuesday, October 27 Southwest--Atlantic
- Wednesday, October 28 Northwest--Cherokee
- Thursday, October 29 North Central--Mason City
- Tuesday, November 3 Northeast-Waterloo Center for the Arts (tentative)
- Wednesday, November 4 Southeast-location to be determined
- Thursday, November 5 Central - Des Moines-DMACC (tentative)



